

Wednesday 6:30 pm

Cityview Lanes

Lanes 1 - 26

USBC Certification:

President: Andrew Brimberry is on Lane 6 abrimberry@gmail.com
 Vice President: Denis Muilenburg is on Lane 12 dmuilenburgjr@yahoo.com
 Secretary/Treasurer: Rochelle Greener is on Lane 10 rogreener@aol.com
 Sergeant at Arms: David Willis is on Lane 7 davjlm@sbcglobal.net

View Standings on the Web

Visit LeagueSecretary.com - This league's ID number is 88503
 View standings, bowler history, statistics and more. Also check out the Mobile App.
 Visit bowl.com - This league's ID number is 30712



Fall 2023 - 2024 First Half Winners: Tie between Teams 20 and 14 (Rolloff Pending)
 Fall 2022-2023 Winners: Better Chance

Points won by your name indicates the number of games over average.

Team 20 did not post bowl week 29 (vs. Team 19). Team 23 did not post bowl week 29 (vs. Team 24). Team 24 did not post bowl week 29 (vs. Team 23).

If you aren't feeling well, please stay home.

Lane Assignments

	<u>1-2</u>	<u>3-4</u>	<u>5-6</u>	<u>7-8</u>	<u>9-10</u>	<u>11-12</u>	<u>13-14</u>
Wk31 04/17	24- 19	21- 26	23- 2	4- 25	6- 1	8- 3	5- 10
Wk32 04/24	15- 22	24- 17	26- 19	21- 2	23- 4	6- 25	8- 1
Wk33 05/01	11- 20	22- 13	24- 15	26- 17	2- 19	4- 21	6- 23
	<u>15-16</u>	<u>17-18</u>	<u>19-20</u>	<u>21-22</u>	<u>23-24</u>	<u>25-26</u>	
Wk31 04/17	12- 7	14- 9	16- 11	13- 18	15- 20	17- 22	
Wk32 04/24	10- 3	12- 5	7- 14	9- 16	18- 11	20- 13	
Wk33 05/01	25- 8	10- 1	3- 12	14- 5	16- 7	9- 18	

Team Standings

Place	#	Team Name	%Won	Points Won	Points Lost	UnEarned Points	Y-T-D % WON	Year-To-Date WON	Y-T-D LOST	Games Won	Scratch Pins	Pins + HDCP
1	14	Phuket	65.4	68	36		63.3	152	88	25	70283	78599
2	18	MOJO	65.4	68	36		59.2	142	98	24	72463	78412
3	25	Odd Balls	63.5	66	38		55.0	132	108	24	68605	78532
4	20	Split Happens	60.6	63	41		61.3	147	93	24½	66366	76158
5	4	3 Lefts Makes a Right	59.6	62	42		47.9	115	125	23	55114	76795
6	5	Fantastic Four	57.7	60	44		50.8	122	118	23	63360	77448
7	12	Charlie's Chargers	56.7	59	45		52.9	127	113	21½	70080	79053
8	6	Double Trouble	55.8	58	46		55.8	134	106	22	64384	78172
9	26	Benchwarmers	53.8	56	48		50.4	113	111	21	51585	66405
10	19	Pop and Prodigies	51.9	54	50		55.8	134	106	19	69197	78602
11	10	Better Chance	50.0	52	52		55.0	132	108	19	67766	78692
12	2	Deuces For Life	50.0	52	52		53.3	128	112	20	73849	78562
13	1	Malfunction	50.0	52	52		46.7	112	128	19	57332	76814
14	9	No Chance	48.1	50	54		52.9	127	113	20	65814	77691
15	15	Nothing Special	48.1	50	54		48.8	117	123	18	50676	77298
16	8	Talent To Spare	48.1	50	54		47.5	114	126	18	56087	76820
17	11	Gutter Chaos	46.2	48	56		50.8	122	118	20	64566	77682

Place	#	Team Name	%Won	Points Won	Points Lost	UnEarned Points	Y-T-D % WON	Year-To-Date WON	Y-T-D LOST	Games Won	Scratch Pins	Pins + HDCP
18	23	Give Me A Break	46.2	48	56		42.5	102	138	19	54386	73610
19	7	Bar Association	44.2	46	58		53.3	128	112	17	52125	77631
20	13	Miller Time	42.3	44	60		46.7	112	128	17	64774	77452
21	17	The Complete Backyard	42.3	44	60		49.2	118	122	17	67527	77178
22	3	Stealth Strikers	42.3	44	60		44.2	106	134	17	63908	76490
23	21	Miller Ranch Hands	41.3	43	61		38.8	93	147	15½	49405	75760
24	22	Here 4 Fun	38.5	40	64		49.6	119	121	16	59006	76829
25	16	Bowl-a-Holics	34.6	36	68		34.6	83	157	13	59378	76190
26	24	Back Again	29.8	31	73		33.8	81	159	11½	48109	73414

Review of Last Week's Bowling.....

Lanes	Team Name	HDCP -1-	HDCP -2-	HDCP -3-	HDCP Total	Last Wk WON	Team Name	HDCP -1-	HDCP -2-	HDCP -3-	HDCP Total	Last Wk WON
1-2	Benchwarmers	775	870	866	2511	6	<---> Give Me A Break	837	782	819	2438	2
3-4	Odd Balls	859	867	913	2639	6	<---> Deuces For Life	856	892	875	2623	2
5-6	Malfunction	923	823	861	2607	6	<---> 3 Lefts Makes a Right	838	916	800	2554	2
7-8	Double Trouble	884	964	817	2665	6	<---> Stealth Strikers	811	823	946	2580	2
9-10	Fantastic Four	831	856	865	2552	4	<---> Talent To Spare	846	850	860	2556	4
11-12	Bar Association	911	914	889	2714	8	<---> Better Chance	828	910	766	2504	0
13-14	Charlie's Chargers	927	953	971	2851	8	<---> No Chance	762	863	866	2491	0
15-16	Gutter Chaos	843	802	880	2525	2	<---> Phuket	927	904	878	2709	6
17-18	Bowl-a-Holics	848	794	860	2502	0	<---> Miller Time	935	902	861	2698	8
19-20	Nothing Special	888	893	882	2663	2	<---> MOJO	901	873	899	2673	6
21-22	Split Happens	791	901	896	2588	4	<---> The Complete Backya	937	871	858	2666	4
23-24	Pop and Prodigies	882	847	891	2620	8	<---> Here 4 Fun	867	813	821	2501	0
25-26	Miller Ranch Hands	829	787	914	2530	7	<---> Back Again	761	787	779	2327	1

Last Week's Top Scores

Team Scratch Game		Team Scratch Series		Team Handicap Game		Team Handicap Series	
882	Charlie's Chargers	2584	Charlie's Chargers	971	Charlie's Chargers	2851	Charlie's Chargers
856	Deuces For Life	2515	Deuces For Life	964	Double Trouble	2714	Bar Association
842	Phuket	2478	MOJO	946	Stealth Strikers	2709	Phuket
840	Double Trouble	2454	Phuket	937	The Complete Backyard	2698	Miller Time
836	MOJO	2333	Odd Balls	935	Miller Time	2673	MOJO
824	Stealth Strikers	2326	Pop and Prodigies	927	Phuket	2666	The Complete Bac
823	The Complete Backyard	2324	The Complete Backyard	923	Malfunction	2665	Double Trouble
811	Odd Balls	2293	Double Trouble	916	3 Lefts Makes a Right	2663	Nothing Special
800	Split Happens	2285	Split Happens	914	Bar Association	2639	Odd Balls
796	Miller Time	2281	Miller Time	914	Miller Ranch Hands	2623	Deuces For Life

Men		Scratch Game		Scratch Series		Handicap Game		Handicap Series	
300	Marshall McNeese	749	Kevin Bankston	313	Marshall McNeese	791	Kevin Bankston		
258	Kevin Bankston	740	Joshua Gibbs	282	Jesse Callan	785	Don Dickerson		
257	Jesse Callan	713	Marshall McNeese	280	Michael Griffith	760	Shannon Williams		
257	Joshua Gibbs	701	Don Dickerson	277	Don Dickerson	752	Marshall McNeese		
257	Greg Case	685	Donald Smallwood	276	Chris Adkins	745	Donald Smallwood		
255	Ben Ross	675	Trey Castor	275	Greg Case	744	Chris Adkins		
249	Don Dickerson	675	Skip Sand	273	Alonso Perez	740	Joshua Gibbs		
245	Chris Adkins	673	Greg Case	272	Kevin Bankston	736	Joshua Carson		
244	Scott Jones	672	Dave Schiell	271	Shannon Williams	727	Greg Case		
243	Dave Schiell	660	Joshua Rodriguez	271	Samuel Francis	724	Alonso Perez		
		660	Patrick Childers						

Women		Scratch Game		Scratch Series		Handicap Game		Handicap Series	
236	Steffany Brown	702	Steffany Brown	285	Mary Hannah Pruett	756	Steffany Brown		
219	Theresa Bankston	617	Theresa Bankston	256	Kasey Campbell	725	Theresa Bankston		
218	Mary Hannah Pruett	546	Cyndi Dyche	255	Theresa Bankston	717	Kasey Campbell		
206	Kecia Andries	546	Amanda Akers	254	Steffany Brown	669	Amanda Akers		
205	Karen Burns-Lane	545	Kecia Andries	251	Rochelle Greener	662	Kay Foster		
203	Trisha Burns	542	Kristina Baker	249	Michelle Marlin	661	Mary Hannah Pruett		
198	Amanda Akers	538	Karen Burns-Lane	245	Karen Burns-Lane	658	Karen Burns-Lane		
195	Cyndi Dyche	530	Shannon Jones	239	Amanda Akers	650	Rochelle Greener		
195	Kristina Baker	518	Trisha Burns	238	Kay Foster	643	Kimberly Terry		
191	Michelle Marlin	483	Tracy Head	234	Kecia Andries	639	Shawna Werner		

Weekly Game Over Average
Game - Avg=Difference

Weekly Series over Average
Series - Avg=Difference BLS-2024-by-www.cdesoftware.com.licensed to Andrew Brimberry

Weekly Game Over Average**Game - Avg=Difference**

Men	300 - 205=95	Marshall McNeese
	194 - 124=70	Michael Griffith
	257 - 192=65	Jesse Callan
	186 - 123=63	Alonso Perez
	177 - 115=62	Shannon Williams
	249 - 188=61	Don Dickerson
	245 - 185=60	Chris Adkins
	257 - 199=58	Greg Case
	208 - 150=58	Samuel Francis
	258 - 204=54	Kevin Bankston
Women	218 - 145=73	Mary Hannah Pruett
	168 - 122=46	Kasey Campbell
	170 - 129=41	Rochelle Greener
	219 - 179=40	Theresa Bankston
	236 - 199=37	Steffany Brown
	191 - 155=36	Michelle Marlin
	205 - 175=30	Karen Burns-Lane
	178 - 153=25	Kay Foster
	198 - 174=24	Amanda Akers
	206 - 188=18	Kecia Andries
	163 - 145=18	Kimberly Terry

Weekly Series over Average**Series - Avg=Difference**

701 - 564=137	Don Dickerson
749 - 612=137	Kevin Bankston
478 - 345=133	Shannon Williams
713 - 615=98	Marshall McNeese
651 - 555=96	Chris Adkins
463 - 369=94	Alonso Perez
685 - 591=94	Donald Smallwood
580 - 486=94	Joshua Carson
462 - 372=90	Michael Griffith
740 - 660=80	Joshua Gibbs
702 - 597=105	Steffany Brown
453 - 366=87	Kasey Campbell
617 - 537=80	Theresa Bankston
460 - 435=25	Mary Hannah Pruett
546 - 522=24	Amanda Akers
482 - 459=23	Kay Foster
407 - 387=20	Rochelle Greener
538 - 525=13	Karen Burns-Lane
442 - 435=7	Kimberly Terry
441 - 438=3	Shawna Werner

Last Week's Top Game Scores

Men	Game 1 SCR	257	Jesse Callan	257	Greg Case	244	Kevin Bankston
						244	Scott Jones
Women	Game 1 SCR	230	Steffany Brown	194	Kristina Baker	191	Michelle Marlin
Men	Game 2 SCR	258	Kevin Bankston	254	Joshua Gibbs	238	Jesse Castor
						238	Jay Rux
Women	Game 2 SCR	236	Steffany Brown	217	Theresa Bankston	205	Karen Burns-Lane
Men	Game 3 SCR	300	Marshall McNeese	257	Joshua Gibbs	255	Ben Ross
Women	Game 3 SCR	236	Steffany Brown	219	Theresa Bankston	218	Mary Hannah Pruett
Men	Game 1 HDCP	282	Jesse Callan	275	Greg Case	273	Alonso Perez
Women	Game 1 HDCP	256	Kasey Campbell	251	Rochelle Greener	249	Michelle Marlin
Men	Game 2 HDCP	280	Michael Griffith	272	Kevin Bankston	271	Shannon Williams
Women	Game 2 HDCP	254	Steffany Brown	253	Theresa Bankston	245	Karen Burns-Lane
Men	Game 3 HDCP	313	Marshall McNeese	277	Don Dickerson	276	Chris Adkins
Women	Game 3 HDCP	285	Mary Hannah Pruett	255	Theresa Bankston	254	Steffany Brown

Season High Scores

Team Scratch Game		Team Scratch Series		Team Handicap Game		Team Handicap Series	
945	Deuces For Life	2681	Deuces For Life	1043	Charlie's Chargers	2951	Double Trouble
945	Phuket	2624	Phuket	1038	Odd Balls	2917	Benchwarmers
940	Charlie's Chargers	2603	MOJO	1034	Phuket	2894	Charlie's Chargers
932	MOJO	2585	Charlie's Chargers	1022	Fantastic Four	2891	Phuket
913	Odd Balls	2517	Split Happens	1021	Split Happens	2888	Odd Balls
906	Split Happens	2513	Double Trouble	1020	Double Trouble	2867	Deuces For Life
896	The Complete Backyard	2513	Odd Balls	1020	No Chance	2859	Split Happens
891	Better Chance	2497	Pop and Prodigies	1019	Better Chance	2823	No Chance
890	Fantastic Four	2433	No Chance	1016	The Complete Backyard	2821	Gutter Chaos
890	No Chance	2428	Benchwarmers	1005	MOJO	2812	Pop and Prodigies
874	Double Trouble	2422	Better Chance	1005	Benchwarmers	2810	Miller Time
870	Stealth Strikers	2414	Miller Time	999	Miller Time	2784	Bar Association

<u>Team Scratch Game</u>		<u>Team Scratch Series</u>		<u>Team Handicap Game</u>		<u>Team Handicap Series</u>	
870	Miller Time	2391	The Complete Backyard	996	Deuces For Life	2783	MOJO
868	Pop and Prodigies	2389	Stealth Strikers	995	Stealth Strikers	2779	Better Chance
842	Benchwarmers	2368	Gutter Chaos	987	Gutter Chaos	2776	Talent To Spare
836	Gutter Chaos	2318	Fantastic Four	982	Talent To Spare	2769	Nothing Special
792	Bowl-a-Holics	2208	Bowl-a-Holics	978	Bar Association	2766	Here 4 Fun
784	Here 4 Fun	2178	Here 4 Fun	975	3 Lefts Makes a Right	2764	Stealth Strikers
763	Give Me A Break	2164	Talent To Spare	974	Here 4 Fun	2748	Bowl-a-Holics
750	Talent To Spare	2116	Give Me A Break	974	Give Me A Break	2745	Fantastic Four
728	3 Lefts Makes a Right	2052	Malfunction	973	Pop and Prodigies	2741	Give Me A Break
722	Malfunction	1958	3 Lefts Makes a Right	972	Bowl-a-Holics	2727	Malfunction
705	Bar Association	1947	Bar Association	971	Back Again	2727	The Complete Bac
687	Nothing Special	1893	Nothing Special	969	Nothing Special	2724	Miller Ranch Hand
680	Back Again	1848	Miller Ranch Hands	960	Miller Ranch Hands	2681	3 Lefts Makes a Ri
<u>Scratch Game</u>		<u>Scratch Series</u>		<u>Handicap Game</u>		<u>Handicap Series</u>	
Men	300 Marshall McNeese	783	Jim Greener	328	Chris Hamilton	849	Earl Pruett
	300 Bill Lane	780	Trey Castor	327	Bill Lane	816	Dale Farris
	300 Dave Schiell	777	Ben Ross	323	Noah Hudson	813	Kevin Bankston
	300 Ben Ross	769	Joshua Gibbs	322	Dale Farris	813	Ben Ross
	297 Chris Hamilton	768	Earl Pruett	313	Marshall McNeese	813	Anthony Young
	289 Andrew Brimberry	758	Dave Schiell	313	Earl Pruett	810	Jim Greener
	289 Trey Castor	755	Greg Case	310	Dave Schiell	810	Greg Case
	288 Dale Farris	753	Kevin Bankston	309	Ben Ross	807	Trey Castor
	288 Chris Penning	744	Anthony Young	306	Tyson Akers	807	Mike Martin
	287 Noah Hudson	739	Craig Schiell	305	Morgan Halbert	793	Larry Story
	286 Kevin Bankston	738	Skip Sand	304	Casey Morris	793	Matt Hertel
	286 Earl Pruett	735	Chris Penning	303	Keith Galloway	791	Patrick Childers
	279 Donald Smallwood	733	Jay Rux	302	David Willis	788	Dave Schiell
	279 Joseph Rodriguez	729	Andrew Brimberry	302	Chris Penning	788	Will Foldi
	279 Joshua Gibbs	722	Joseph Rodriguez	301	Kevin Bankston	787	Joshua Carson
	279 Greg Case	716	Joshua Rodriguez	301	Anthony Young	785	Don Dickerson
	279 Patrick Childers	714	Dale Farris	301	Patrick Childers	785	Tyson Akers
	278 Anthony Young	713	Marshall McNeese	300	Mike Martin	785	Nicholas Ditto
	276 Shawn Bailey	712	Don Lovas	298	Trey Castor	784	Dorian Villegas
	273 Jay Rux	710	Mike Martin	297	Joseph Rodriguez	784	Morgan Halbert
	269 Mike Martin	707	Patrick Childers	297	Greg Case	781	Jay Rux
	269 Jim Greener	705	Scott Jones	296	Richard Turk	780	Curtis Roberson
	269 Don Lovas	702	Curtis Roberson	296	Curtis Roberson	778	Don Lovas
	269 Tyson Akers	702	Donald Smallwood	296	Chris Andries	777	Chris Penning
	269 Skip Sand	701	Don Dickerson	296	Joshua Carson	774	Scott Jones
						774	Rick Gustafson

Season High Scores - Continued

Women	268 Steffany Brown	702 Steffany Brown	288 Amanda Akers	762 Karen Burns-Lane
	259 Cyndi Dyche	670 Kristina Baker	288 Steffany Brown	756 Steffany Brown
	254 Kecia Andries	649 Cyndi Dyche	285 Mary Hannah Pruett	754 Shannon Jones
	247 Karen Burns-Lane	649 Shannon Jones	285 Lindsey Halbert	745 Kristina Baker
	246 Trisha Burns	639 Karen Burns-Lane	284 Kecia Andries	742 Tracy Head
	243 Kristina Baker	637 Trisha Burns	283 Karen Burns-Lane	740 Amanda Akers
	242 Amanda Akers	636 Kecia Andries	280 Cyndi Dyche	738 Morgan Morris
	239 Shannon Jones	617 Theresa Bankston	279 Trisha Burns	735 Angel PinaHardin
	232 Theresa Bankston	602 Amanda Akers	276 Kay Foster	733 Trisha Burns
	224 Tracy Head	598 Tracy Head	274 Shawna Werner	732 Rochelle Greener
	222 Kay Foster	564 Angel PinaHardin	274 Lee Ann Sifford	732 Lindsey Halbert
	218 Mary Hannah Pruett	540 Michelle Marlin	273 Shannon Jones	728 Mary Hannah Pruett
	212 Michelle Marlin	537 Shawna Werner	273 Morgan Morris	726 Kecia Andries
	211 Shawna Werner	532 Kay Foster	272 Tracy Head	726 Shawna Werner
	211 Lindsey Halbert	521 Mary Hannah Pruett	272 Kristina Baker	725 Theresa Bankston
	203 Angel PinaHardin	508 Natalie Griffith	271 Michelle Marlin	723 Michelle Marlin
	202 Lee Ann Sifford	507 Lindsey Halbert	270 Theresa Bankston	721 Natalie Griffith
	201 Kimberly Terry	499 Lee Ann Sifford	268 Kimberly Terry	717 Kasey Campbell
	191 Natalie Griffith	492 Kimberly Terry	266 Rochelle Greener	715 Kay Foster
	187 Morgan Morris	486 Rochelle Greener	261 Natalie Griffith	715 Lee Ann Sifford
	184 Rochelle Greener	485 Kim Burns	258 Angel PinaHardin	712 Debbie Pruett
	171 Kim Burns	465 Morgan Morris	258 Mecca Halbert	706 Cyndi Dyche
	168 Kasey Campbell	453 Kasey Campbell	256 Kasey Campbell	701 Kim Burns
	168 Sandra Jones	451 Payton Shlemon	255 Sandra Jones	696 Kimberly Terry
	165 Payton Shlemon	448 Debbie Pruett	243 Debbie Pruett	683 Sandra Jones
			243 Kim Burns	

Season Game Over Average Game - Avg=Difference

Men	297 - 185=112	Chris Hamilton
	300 - 190=110	Bill Lane
	287 - 180=107	Noah Hudson
	288 - 182=106	Dale Farris
	286 - 190=96	Earl Pruett
	300 - 205=95	Marshall McNeese
	300 - 208=92	Dave Schiell
	235 - 143=92	Casey Morris
	269 - 178=91	Tyson Akers
	300 - 209=91	Ben Ross
	235 - 144=91	Keith Galloway
	264 - 174=90	Morgan Halbert
	268 - 182=86	David Willis
	256 - 171=85	Mike Martin
	225 - 141=84	Richard Turk
	288 - 204=84	Chris Penning
	278 - 194=84	Anthony Young
	231 - 147=84	Joshua Carson
	279 - 195=84	Patrick Childers
	193 - 110=83	Brian Terry
	286 - 203=83	Kevin Bankston
	267 - 187=80	Curtis Roberson
	268 - 188=80	Chris Andries
	279 - 199=80	Greg Case
	211 - 131=80	Nicholas Ditto

Season Series over Average Series - Avg=Difference

768 - 570=198	Earl Pruett
714 - 546=168	Dale Farris
675 - 513=162	Mike Martin
753 - 591=162	Kevin Bankston
744 - 582=162	Anthony Young
738 - 579=159	Greg Case
777 - 618=159	Ben Ross
783 - 630=153	Jim Greener
545 - 393=152	Nicholas Ditto
592 - 441=151	Joshua Carson
780 - 630=150	Trey Castor
626 - 477=149	Will Foldi
679 - 531=148	Larry Story
661 - 513=148	Matt Hertel
474 - 330=144	Brian Terry
456 - 312=144	Shannon Williams
707 - 564=143	Patrick Childers
659 - 519=140	Tyson Akers
652 - 513=139	Morgan Halbert
701 - 564=137	Don Dickerson
697 - 561=136	Dorian Villegas
564 - 429=135	Casey Morris
758 - 624=134	Dave Schiell
632 - 501=131	Bryan Harrison
702 - 573=129	Curtis Roberson
654 - 525=129	Rick Gustafson

Women	242 - 168=74	Amanda Akers	639 - 522=117	Karen Burns-Lane
	211 - 137=74	Lindsey Halbert	465 - 354=111	Morgan Morris
	218 - 145=73	Mary Hannah Pruett	649 - 543=106	Shannon Jones
	267 - 196=71	Steffany Brown	702 - 597=105	Steffany Brown
	254 - 186=68	Kecia Andries	486 - 384=102	Rochelle Greener
	247 - 180=67	Karen Burns-Lane	598 - 498=100	Tracy Head
	222 - 159=63	Kay Foster	507 - 408=99	Lindsey Halbert
	259 - 196=63	Cyndi Dyche	602 - 504=98	Amanda Akers
	245 - 182=63	Trisha Burns	564 - 468=96	Angel PinaHardin

Season Game Over Average

Game - Avg=Difference

187 - 124=63	Morgan Morris
202 - 140=62	Lee Ann Sifford
211 - 150=61	Shawna Werner
224 - 166=58	Tracy Head
212 - 154=58	Michelle Marlin
238 - 181=57	Shannon Jones
184 - 128=56	Rochelle Greener
243 - 187=56	Kristina Baker
201 - 145=56	Kimberly Terry
230 - 175=55	Theresa Bankston
191 - 142=49	Natalie Griffith
161 - 112=49	Mecca Halbert
168 - 122=46	Kasey Campbell
168 - 123=45	Sandra Jones
203 - 158=45	Angel PinaHardin
155 - 122=33	Debbie Pruett

Season Series over Average

Series - Avg=Difference

670 - 576=94	Kristina Baker
521 - 429=92	Mary Hannah Pruett
453 - 366=87	Kasey Campbell
537 - 450=87	Shawna Werner
631 - 546=85	Trisha Burns
508 - 423=85	Natalie Griffith
540 - 456=84	Michelle Marlin
448 - 366=82	Debbie Pruett
617 - 537=80	Theresa Bankston
499 - 420=79	Lee Ann Sifford
636 - 558=78	Kecia Andries
532 - 456=76	Kay Foster
485 - 420=65	Kim Burns
492 - 432=60	Kimberly Terry
649 - 594=55	Cyndi Dyche
419 - 366=53	Sandra Jones

Individual High Averages

Men			Women		
221.74	Joshua Gibbs		201.02	Steffany Brown	
217.68	Andrew Brimberry		195.10	Cyndi Dyche	
215.69	Skip Sand		193.63	Kristina Baker	
213.78	Jim Greener		188.31	Kecia Andries	
212.48	Trey Castor		186.53	Trisha Burns	
210.93	Joseph Rodriguez		184.81	Shannon Jones	
210.56	Ben Ross		180.48	Theresa Bankston	
209.87	Chris Penning		176.09	Karen Burns-Lane	
206.79	Craig Schiell		174.78	Amanda Akers	
206.30	Joshua Rodriguez		167.13	Tracy Head	
206.24	Kevin Bankston		160.86	Angel PinaHardin	
203.67	Don Lovas		153.97	Kay Foster	
201.14	Patrick Childers		146.41	Shawna Werner	
200.84	Greg Case		146.14	Mary Hannah Pruett	
198.93	Donald Smallwood		145.58	Kimberly Terry	
197.87	Allan Werner		142.35	Natalie Griffith	
197.74	Anthony Young		141.88	Lee Ann Sifford	
197.40	Curtis Roberson		141.18	Lindsey Halbert	
196.77	Charlie Richardson III		130.05	Rochelle Greener	
196.77	Bill Lane		123.50	Kasey Campbell	
196.40	Jesse Castor		122.79	Sandra Jones	
193.52	Larry Story		122.42	Debbie Pruett	
193.35	Ronnie Burns		120.69	Morgan Morris	
193.03	Jesse Callan		113.79	Mecca Halbert	
192.99	Dale Farris				

Most Improved Average

Men				Women					
106	to	134.44	= +28.44	Nick Redman	181	to	193.63	= +12.63	Kristina Baker
171	to	192.93	= +21.93	Mike Martin	151	to	160.86	= +9.86	Angel PinaHardin
96	to	117.53	= +21.53	Shannon Williams	104	to	113.79	= +9.79	Mecca Halbert
131	to	151.22	= +20.22	Nicholas Ditto	141	to	150.33	= +9.33	Payton Shlemon
160	to	176.87	= +16.87	Noah Hudson	159	to	167.13	= +8.13	Tracy Head
177	to	193.52	= +16.52	Larry Story	175	to	180.48	= +5.48	Theresa Bankston
171	to	186.88	= +15.88	Chris Adkins	182	to	186.53	= +4.53	Trisha Burns
200	to	215.69	= +15.69	Skip Sand	142	to	146.14	= +4.14	Mary Hannah Pruett
193	to	207.98	= +14.98	Marshall McNeese	191	to	195.10	= +4.10	Cyndi Dyche
110	to	124.64	= +14.64	Alonso Perez	127	to	130.05	= +3.05	Rochelle Greener

Most Un-Improved Averages

Men				Women					
209	to	190.33	= -18.67	John Hooks	168	to	155.13	= -12.87	Michelle Marlin
201	to	185.50	= -15.50	Earl Pruett	135	to	122.79	= -12.21	Sandra Jones
156	to	142.57	= -13.43	Gerald Miller	186	to	174.78	= -11.22	Amanda Akers
231	to	217.68	= -13.32	Andrew Brimberry	196	to	188.31	= -7.69	Kecia Andries
188	to	175.32	= -12.68	Gary Hill	135	to	129.22	= -5.78	Stephanie Bryce

Most Improved average

225	to	213.78	=	-11.22	Jim Greener
166	to	156.68	=	-9.32	Paul Montana
211	to	202.41	=	-8.59	Kevin Brown
134	to	125.58	=	-8.42	Brian Terry
214	to	206.30	=	-7.70	Joshua Rodriguez

Most Improved average

129	to	123.50	=	-5.50	Kasey Campbell
159	to	153.97	=	-5.03	Kay Foster
180	to	176.09	=	-3.91	Karen Burns-Lane
150	to	146.41	=	-3.59	Shawna Werner
145	to	141.88	=	-3.12	Lee Ann Sifford

Team Rosters

<u>Name</u>	<u>Book</u>	<u>Avg</u>	<u>Avg HDCP</u>	<u>Pins</u>	<u>Gms</u>	<u>High Sers</u>	<u>High Game</u>	<u>HDCP Sers</u>	<u>HDCP Game</u>	<u>Last Wk Won</u>	<u>Points Won</u>
1 - Malfunction Lane 10 HDCP=219 Avg=635											
Brandon Campbell	164	169	45	15291	90	594	211	744	261	1.0	46.0
Kasey Campbell	129	123	87	9633	78	453	168	717	256	3.0	39.0
Rochelle Greener	127	130	81	10534	81	486	184	732	266	1.0	42.0
Jim Greener	225	213	6	19240	90	783	269	810	277	1.0	41.0
2 - Deuces For Life Lane 6 HDCP=36 Avg=837											
Dave Schiell	—	216	3	8431	39	758	300	788	310	2.0	22.0
Donald Smallwood	203	198	19	14124	71	702	279	762	294	3.0	30.0
Andrew Brimberry	231	217	2	14802	68	729	289	750	295		34.0
Craig Schiell	212	206	12	17991	87	739	257	745	267		38.0
Shawn Bailey	205	bk205	13	633	3	633	276	672	289		1.0
3 - Stealth Strikers Lane 12 HDCP=129 Avg=734											
Mike Stanley	173	177	38	11155	63	646	247	766	287		28.0
Larry Knutson	—	159	54	1436	9	514	199	676	253		3.0
Marshall McNeese	193	207	11	8735	42	713	300	771	313	2.0	26.0
Denis Muilenburg	197	191	26	17194	90	649	252	709	273	1.0	39.0
John Hooks	209	bk209	9	1142	6	635	246	662	255		2.0
Bryan Harrison	171	169	45	8151	48	632	235	773	279		23.0
4 - 3 Lefts Makes a Right Lane 7 HDCP=238 Avg=614											
Natalie Griffith	141	142	70	10249	72	508	191	721	261		36.0
Michael Griffith	122	125	85	9025	72	462	194	720	280	2.0	39.0
Monty Gordon	171	166	48	14442	87	577	211	733	263		45.0
David Willis	183	181	35	14740	81	635	268	738	302	3.0	35.0
5 - Fantastic Four Lane 13 HDCP=157 Avg=704											
Lee Ann Sifford	145	141	71	8513	60	499	202	715	274		24.0
Chris Penning	204	209	9	14271	68	735	288	777	302	1.0	37.0
Cody Stafford	183	184	32	12201	66	660	254	759	285		33.0
David Black	—	170	45	14184	83	581	227	722	276	3.0	43.0
6 - Double Trouble Lane 9 HDCP=124 Avg=741											
Kay Foster	159	153	60	13857	90	532	222	715	276	2.0	49.0
Mike Martin	—	192	25	8103	42	710	269	807	300	1.0	24.0
Larry Story	177	193	24	16836	87	697	256	793	294	3.0	46.0
Don Lovas	201	203	15	18330	90	712	269	778	291	2.0	49.0
7 - Bar Association Lane 16 HDCP=268 Avg=581											
Alonso Perez	—	124	86	10844	87	484	198	751	287	3.0	49.0
Nick Redman	—	134	77	10486	78	509	200	752	284	2.0	50.0
Joshua Carson	163	163	51	14713	90	629	237	787	296	3.0	46.0
Gary Mulloy	161	160	54	13462	84	588	234	744	286		36.0
Richard Bianco	—	118	91	1780	15	421	169	637	241		3.0

Name	Book Avg	Avg HDCP	Pins	Gms	High Sers	High Game	HDCP Sers	HDCP Game	Last Wk Won	Points Won
8 - Talent To Spare Lane 11 HDCP=220 Avg=634										
Sandra Jones	135	122	88	8104	66	419	168	683		25.0
Paul Montana	166	156	57	14101	90	563	213	740	2.0	39.0
Dalton Alexander	—	166	48	10994	66	596	241	734		30.0
Ken Bishop	194	190	27	12004	63	675	246	764	2.0	38.0
Tom Crane	152	150	63	5410	36	524	185	728		20.0
Roland Griffin	190	bk190	27	593	3	593	222	674		2.0
9 - No Chance Lane 18 HDCP=128 Avg=735										
Tracy Head	159	167	47	14039	84	598	224	742	2.0	43.0
Chris Andries	185	188	28	15843	84	675	268	764		40.0
Kecia Andries	196	188	28	13558	72	636	254	726	1.0	37.0
Donnie Burns	189	192	25	15429	80	647	253	713	1.0	37.0
10 - Better Chance Lane 14 HDCP=114 Avg=751										
Karen Burns-Lane	180	176	39	13207	75	639	247	762	1.0	46.0
Trisha Burns	182	186	30	13803	74	637	246	733	1.0	39.0
Bill Lane	196	196	21	15938	81	676	300	753		37.0
Ronnie Burns	192	193	24	15661	81	689	255	764		37.0
Kristina Baker	181	193	24	11037	57	670	243	745	1.0	28.0
11 - Gutter Chaos Lane 20 HDCP=142 Avg=720										
Matt Hertel	182	175	40	15278	87	661	244	793		38.0
Ryan Adkins	188	188	28	11872	63	656	245	752		33.0
Scott Adkins	176	171	44	14941	87	586	215	724	1.0	40.0
Chris Adkins	171	186	30	11213	60	654	246	771	3.0	31.0
Josh D. Holland	171	184	32	5535	30	633	244	768		16.0
12 - Charlie's Chargers Lane 15 HDCP=86 Avg=783										
Theresa Bankston	175	180	36	14619	81	617	232	725	3.0	44.0
Patrick Childers	195	201	17	18103	90	707	279	791	3.0	56.0
Charlie Richardson III	199	196	21	14758	75	657	265	747		38.0
Kevin Bankston	200	206	12	18562	90	753	286	813	3.0	40.0
13 - Miller Time Lane 21 HDCP=139 Avg=724										
Greg Case	193	200	18	16268	81	755	279	810	3.0	35.0
Bobby Hall	161	164	50	13814	84	581	217	761	1.0	48.0
Chris Hamilton	189	185	31	16674	90	655	297	736	2.0	45.0
Gary Hill	188	175	40	15253	87	656	247	740	2.0	39.0
Stephanie Bryce	135	129	81	1163	9	412	147	640		3.0
14 - Phuket Lane 17 HDCP=85 Avg=784										
Shannon Jones	184	184	32	14970	81	649	239	754		38.0
Jesse Castor	187	196	21	16498	84	669	246	738	2.0	44.0
Scott Jones	—	192	25	14998	78	705	257	774	1.0	35.0
Trey Castor	213	212	7	18486	87	780	289	807	3.0	44.0
15 - Nothing Special Lane 23 HDCP=263 Avg=587										
Angel PinaHardin	151	160	54	10617	66	564	203	735		38.0
Keith Galloway	134	145	67	10926	75	527	235	745	2.0	36.0
Doug Williams	144	140	72	5479	39	470	184	681		20.0
Richard Turk	—	142	70	12384	87	518	225	734	1.0	45.0
Shannon Williams	—	117	92	8462	72	478	177	768	3.0	41.0

Name	Book Avg	Avg HDCP	Pins	Gms	High Sers	High Game	HDCP Sers	HDCP Game	Last Wk Won	Points Won	
16 - Bowl-a-Holics Lane 19 HDCP=183 Avg=675											
Shawna Werner	150	146	66	12738	87	537	211	726	274	2.0	38.0
VACANT	—	140	72	0	0	0	0				
Allan Werner	201	197	20	17215	87	689	259	734	274	2.0	40.0
Dorian Villegas	196	192	25	13834	72	697	263	784	292		29.0
17 - The Complete Backyard Lane 25 HDCP=114 Avg=752											
Tyson Akers	172	170	45	15383	90	659	269	785	306	1.0	33.0
Amanda Akers	186	174	41	15206	87	602	242	740	288	2.0	43.0
Jesse Callan	198	193	24	16794	87	659	257	731	282	1.0	47.0
Skip Sand	200	215	4	15530	72	738	269	753	276	2.0	40.0
18 - MOJO Lane 22 HDCP=66 Avg=806											
Dustin Walters	193	189	27	6837	36	651	266	735	290		19.0
Steffany Brown	203	201	17	18092	90	702	268	756	288	3.0	49.0
Cyndi Dyché	191	195	22	15218	78	649	259	706	280		35.0
Joshua Gibbs	211	221	0	19957	90	769	279	769	279	3.0	45.0
Kevin Brown	211	202	16	5465	27	660	245	723	267		14.0
19 - Pop and Prodigies Lane 2 HDCP=98 Avg=769											
Walter Rodriguez	160	174	41	15142	87	603	224	738	274	1.0	53.0
Jordan Rodriguez	171	179	36	15616	87	639	246	741	280	3.0	41.0
Joseph Rodriguez	214	210	9	18351	87	722	279	752	297	1.0	48.0
Joshua Rodriguez	214	206	12	17948	87	716	258	758	272	3.0	43.0
Payton Shlemon	141	bk141	71	451	3	451	165	664	236		2.0
20 - Split Happens Lane 24 HDCP=101 Avg=766											
Michael Keisling	—	177	38	12775	72	621	232	747	273		47.0
Logan Rau	181	188	28	14665	78	666	260	772	289	1.0	42.0
Derek Hanrahan	190	191	26	16675	87	687	247	771	275	3.0	47.0
Ben Ross	205	210	9	17055	81	777	300	813	309	2.0	37.0
21 - Miller Ranch Hands Lane 3 HDCP=288 Avg=558											
Gerald Miller	156	142	70	7271	51	522	200	735	271	2.0	27.0
Kimberly Terry	148	145	67	13102	90	492	201	696	268	2.0	46.0
Mary Hannah Pruett	142	146	66	10084	69	521	218	728	285	1.0	36.0
Brian Terry	—	125	85	9042	72	478	193	771	292		32.0
Denna Branson	119	118	91	1783	15	396	147	666	237		6.0
22 - Here 4 Fun Lane 26 HDCP=188 Avg=670											
Will Foldi	159	163	51	12229	75	626	237	788	291	2.0	28.0
Michelle Marlin	168	155	58	8377	54	540	212	723	271	1.0	29.0
Rick Gustafson	182	180	36	13012	72	654	246	774	286	2.0	38.0
Kerry Freeman	171	172	43	13463	78	582	227	730	275		35.0
Kim Burns	142	139	72	5007	36	485	171	701	243		18.0
23 - Give Me A Break Lane 5 HDCP=230 Avg=623											
Debbie Pruett	122	122	88	6733	55	448	155	712	243		25.0
Lindsey Halbert	142	141	71	10871	77	507	211	732	285		39.0
Morgan Halbert	172	175	40	14726	84	652	264	784	305	2.0	41.0
Earl Pruett	201	185	31	7791	42	768	286	849	313		11.0
Bill Pruett	180	177	38	7999	45	625	226	745	269		20.0

Name	Book Avg	Avg HDCP	Pins Gms	High Sers	High Game	HDCP Sers	HDCP Game	Last Wk Won	Points Won	
24 - Back Again Lane 1 HDCP=291 Avg=555										
Mecca Halbert	104	113	96	8079	71	391	161	679	258	36.0
Morgan Morris	122	120	90	9414	78	465	187	738	273	34.0
Noah Hudson	160	176	39	15388	87	662	287	767	323	39.0
Casey Morris	152	146	66	10552	72	564	235	771	304	34.0

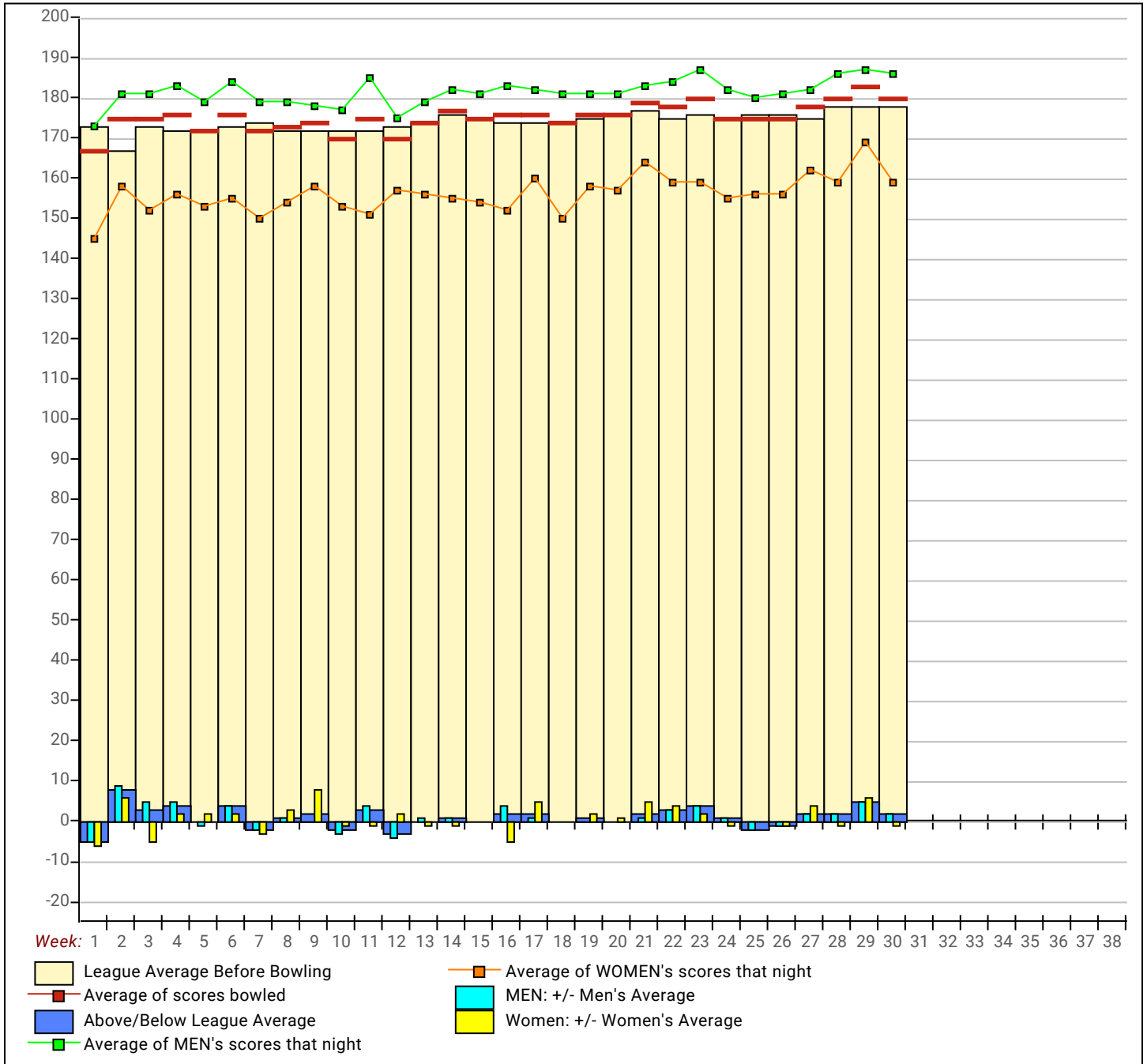
25 - Odd Balls Lane 8 HDCP=102 Avg=764											
Don Dickerson	—	189	27	17067	90	701	256	785	291	3.0	54.0
Tyler Sims	182	186	30	15089	81	643	254	733	284		33.0
Curtis Roberson	190	197	20	15200	77	702	267	780	296		41.0
Dale Farris	184	192	25	15439	80	714	288	816	322	1.0	43.0

26 - Benchwarmers Lane 4 HDCP=158 Avg=703											
Samuel Francis	147	151	62	10422	69	556	227	751	290	2.0	33.0
Nicholas Ditto	131	151	62	8166	54	545	211	785	291		27.0
Jay Rux	202	204	14	7988	39	733	273	781	289	1.0	18.0
Anthony Young	205	197	20	16017	81	744	278	813	301		39.0

Temporary Substitutes

Name	Avg HDCP	Pins Gms	High Game	High Sers	HDCP Game	HDCP Sers	-1-	-2-	-3-	Total	HDCP Total		
Fred Arnold	130	81	5763	44	187	488	270	737		0	0		
Darrian R. Banks	bk194	23	546	3	193	546	216	615		0	0		
James Cleveland Jr.	199	18	13149	66	278	702	312	774		0	0		
Mike Czulno	168	46	5066	30	220	562	265	709		0	0		
Susan Pogue	122	88	1464	12	141	385	232	658	117	126	114	357	618
Paige Story	133	78	3607	27	175	462	259	720		0	0		
Dennis Vineyard	bk189	27	640	3	247	640	274	721		0	0		
Joseph Waldinger	bk150	63	1070	6	207	536	270	725		0	0		
Kasie Webb	170	45	2049	12	208	535	254	670		0	0		

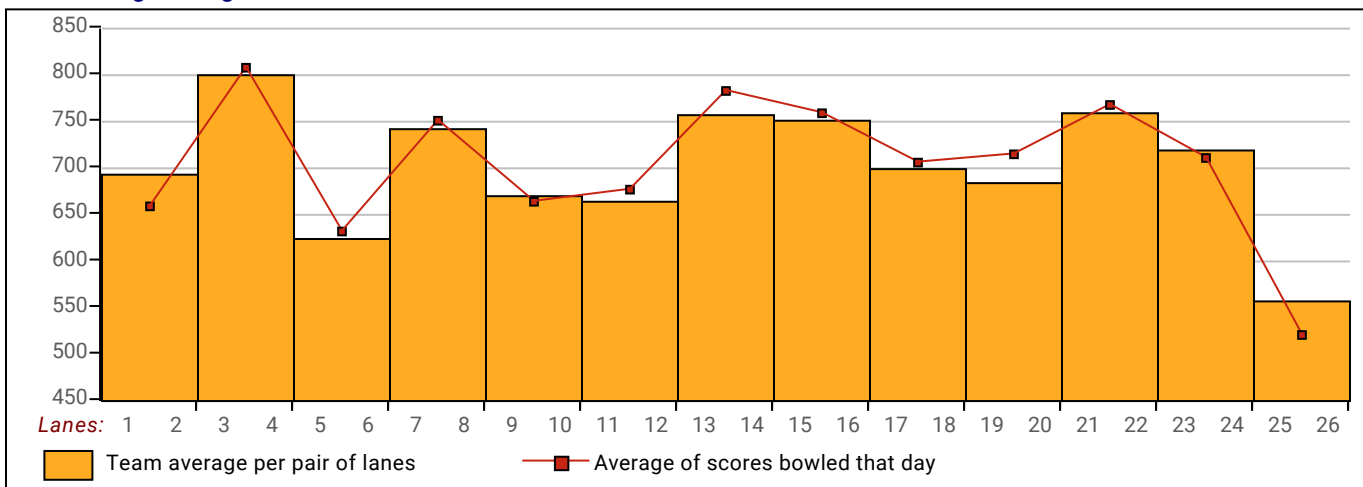
League Average Week-by-Week



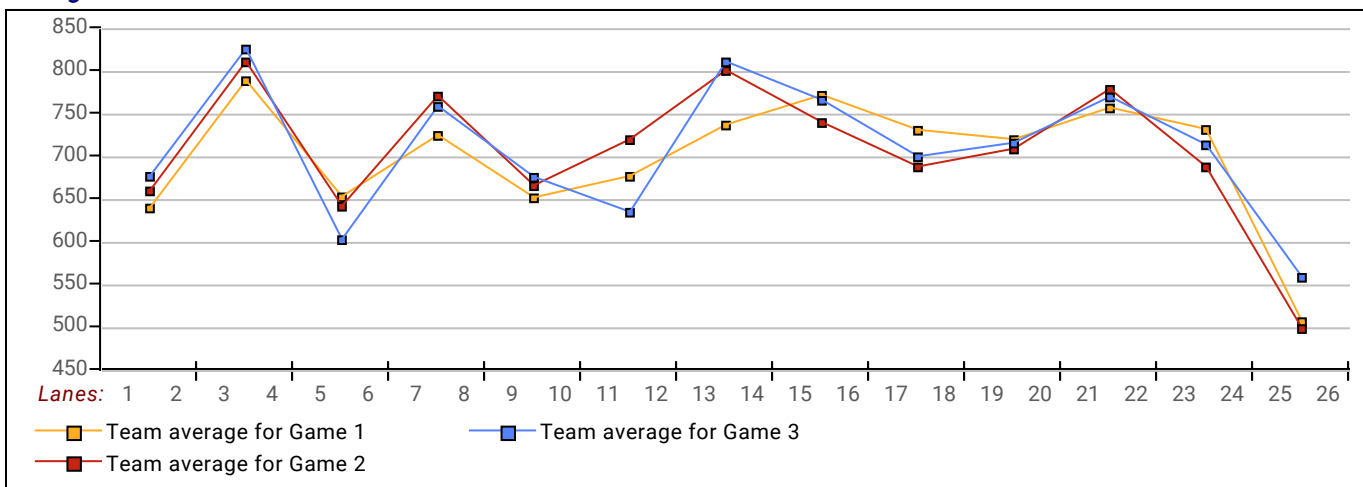
This Week's Statistics

	<u>Over All</u>	<u>Men</u>	<u>Women</u>
How many people bowled	91	70	21
Number of games bowled	273	210	63
Actual average of week's scores	179.51	185.76	158.65
How many games above average	133	106	27
How many games below average	136	102	34
Pins above/below average per game	2.03	2.75	-0.35
How many people raised average	47	37	10
by this amount	0.62	0.67	0.45
How many people went down	44	33	11
by this amount	-0.69	-0.71	-0.62
League average before bowling	177.95	183.49	159.52
League average after bowling	177.94	183.51	159.40
Change in league average	-0.01	0.02	-0.11
800s	--	--	--
775s	--	--	--
750s	--	--	--
725s	2	2	--
700s	3	2	1
675s	3	3	--
650s	6	6	--
625s	4	4	--
600s	4	3	1
575s	8	8	--
550s	7	7	--
525s	13	7	6
500s	6	5	1
475s	12	10	2
450s	11	9	2
425s	4	1	3
400s	4	3	1
below 400	4	--	4
300s	1	1	--
275s	--	--	--
250s	6	6	--
225s	27	24	3
200s	41	35	6
175s	77	65	12
150s	69	52	17
125s	34	24	10
100s	14	3	11
below 100	4	--	4

Team Average vs Avg of Scores



Average of Scores for Each Game



Amount Over/Under Team Average

