



# 2023-24 Jim Spratley Tues. 2-Man

Tuesday 6:30 pm

4/2/2024 Week 30 of 30

Lanes 1 - 10

## Inman's Bowling & Fun Center

\*\*\* Have FUN! No points awarded this week! \*\*\*

President: Craig Butler wcbutler@bsugmail.net

Secretary/Treasurer: Jim Rebeck Jr jrebeck24@yahoo.com

**View Standings on the Web**

Visit [LeagueSecretary.com](http://LeagueSecretary.com) - This league's ID number is 82989

### Important Announcements

HOUSE JACKPOT: \$2 House Mystery, \$3 Strike It Ritch, \$5 Stay Clean  
 =====  
 SHOP BOWLING EQUIPMENT [www.AboveAllBowling.com](http://www.AboveAllBowling.com) PROMO CODE: INMANS5  
 \*BOWL-OUTS Call ahead to schedule. Mon,Tues,Thurs 10a-5p or 9p-11p.  
 Wed+Sat 10a-5p, Sun 12p-5p. Times Subject To Change Based on Business  
 ===== UPCOMING TOURNAMENTS =====  
[Www.ShaunsTournaments.com](http://Www.ShaunsTournaments.com) & [www.Facebook.com/ShausTournaments](http://www.Facebook.com/ShausTournaments)  
 ADULTS WIN CASH & YOUTH WIN SCHOLARSHIP  
 -8 Is Enough, 8 Games of 8 Pin No Tap. Sunday April 28 at 10:08am  
 -King of the Hill Friday's Weekly Tournament 10:00pm May 24 - Aug. 16

### Team Standings

Place	Lane	#	Team Name	Points Won	Points Lost	%Won	Scratch Pins	Pins + HDCP	Team Avg	High Game	HDCP Game	High Sers	HDCP Sers	Year-To-Date WON	Y-T-D LOST
1	1	1	Twin Pin Dads	129	81	61.4	37932	40164	421	513	536	1400	1478	129	81
2	2	2	Andlou	129	81	61.4	38737	39868	430	541	558	1475	1523	129	81
3	4	8	The Painters	123	87	58.6	35498	39509	393	503	545	1336	1486	123	87
4	1	3	Pickle Pushers	122	88	58.1	34361	37700	410	514	548	1472	1574	122	88
5	7	15	We Don't Give a Split	116	94	55.2	36223	39404	409	528	555	1385	1466	116	94
6	4	6	Oh That's Nasty	115	95	54.8	33161	38540	368	465	524	1231	1439	115	95
7	2	4	Bang'en The Hole	110	100	52.4	38275	39856	426	546	562	1419	1467	110	100
8	5	9	Two Amigos	110	100	52.4	36634	39547	406	484	523	1375	1462	110	100
9	6	10	Livin On A Spare	104	106	49.5	35321	38489	392	493	529	1352	1460	104	106
10	5	11	The Cards	103	107	49.0	34593	39309	381	501	558	1324	1426	103	107
11	3	7	R & R	103	107	49.0	37529	39281	416	518	537	1400	1478	103	107
12	7	13	How's Weighty Balls?	96	114	45.7	28046	34412	347	423	503	1140	1381	96	114
13	8	14	Living The Dream	92	118	43.8	26929	35977	317	423	528	1123	1410	92	118
14	3	5	Sandbaggers	91	119	43.3	32848	38857	366	475	538	1229	1418	91	119
15	9	17	Not Enough	90	120	42.9	29163	36858	339	442	530	1151	1418	90	120
16	8	16	Shoe Buddy	81	129	38.6	27806	36590	320	401	501	1100	1409	81	129
17	10	18	Team 18	73	137	34.8	24152	33818	286	492	594	1208	1514	73	137
18	6	12	No Ma'am	64	146	30.5	25242	33363	327	398	501	1133	1433	64	146

### Review of Last Week's Bowling.....

Lanes	Team Name	HDCP -1-	HDCP -2-	HDCP -3-	HDCP Total	Last Wk WON	Team Name	HDCP -1-	HDCP -2-	HDCP -3-	HDCP Total	Last Wk WON
1-2	Team 18	408	427	415	1250	0	<=> No Ma'am	433	471	484	1388	7
1-2	The Painters	475	411	389	1275	0	<=> Pickle Pushers	518	548	508	1574	7
3-4	Living The Dream	430	422	431	1283	2	<=> Not Enough	418	447	438	1303	5
3-4	Sandbaggers	445	538	435	1418	7	<=> Shoe Buddy	364	402	403	1169	0
5-6	R & R	395	428	338	1161	2	<=> Livin On A Spare	435	403	397	1235	5
5-6	The Cards	433	470	446	1349	7	<=> How's Weighty Balls?	422	446	435	1303	0
7-8	Oh That's Nasty	436	412	400	1248	2	<=> We Don't Give a Split	434	453	422	1309	5
7-8	Bang'en The Hole	454	454	348	1256	3	<=> Two Amigos	458	403	359	1220	4
9-10	Twin Pin Dads	490	382	469	1341	2	<=> Andlou	459	473	508	1440	5

### Lane Assignments

1-2 1-2 3-4 3-4 5-6 5-6 7-8 7-8 9-10  
 TB1 04/02 Tie-Breaker Scores Tie-Breaker Scores count- Start Lane - 1

### Individual High Averages

230.27	Craig Butler	229.80	Joshua Nicholson	224.90	Lou Gorcos	224.07	Bob Sisson
214.98	Mike Pullins	214.82	David Jackson	210.21	Jim Rebeck Jr	206.88	Andy Hoke
206.78	Harry Ruwersma	206.57	Speedy Gonzalez	204.91	Nick Lewis	202.85	Junior Dalce

### Season High Scores

Team Scratch Game	Team Scratch Series	Team Handicap Game	Team Handicap Series
546 Bang'en The Hole	1475 Andlou	594 Team 18	1574 Pickle Pushers

Team Scratch Game		Team Scratch Series		Team Handicap Game		Team Handicap Series	
541	Andlou	1472	Pickle Pushers	562	Bang'en The Hole	1523	Andlou
528	We Don't Give a Split	1419	Bang'en The Hole	558	Andlou	1514	Team 18
				558	The Cards		

Bowlers must have completed a minimum of 45 games to be eligible for any league award.

Scratch Game		Scratch Series		Handicap Game		Handicap Series	
300	Craig Butler	825	Craig Butler	320	Charles Crum	825	Craig Butler
300	Charles Crum	805	Joshua Nicholson	317	Larry Viers	808	Adam Rettinger
300	Lou Gorcos	783	Lou Gorcos	315	Mike Griffith	805	Joshua Nicholson
300	David Jackson	762	Harry Ruwersma	314	Adam Rettinger	800	Junior Dalke
299	Mike Pullins	751	Bob Sisson	304	Ethan Nicholson	797	Ethan Nicholson
				304	Mike Pullins	797	Andy Hoke

**Season Game Over Average**  
**Game - Avg=Difference**

246 - 139=107	Adam Rettinger
300 - 196=104	Charles Crum
278 - 174=104	Larry Viers

**Season Series over Average**  
**Series - Avg=Difference**

604 - 417=187	Adam Rettinger
695 - 540=155	Ethan Nicholson
746 - 594=152	Junior Dalke

**Most Improved Average**

204 to 214.98 =+10.98	Mike Pullins	171 to 181.90 =+10.90	Ethan Nicholson	147 to 156.24 = +9.24	Adam Rettinger
126 to 133.60 = +7.60	Jared Cartee	200 to 206.88 = +6.88	Andy Hoke	218 to 224.07 = +6.07	Bob Sisson

**Last Week's Top Scores**

Team Scratch Game		Team Scratch Series		Team Handicap Game		Team Handicap Series	
514	Pickle Pushers	1472	Pickle Pushers	548	Pickle Pushers	1574	Pickle Pushers
497	Andlou	1407	Andlou	538	Sandbaggers	1440	Andlou
475	Sandbaggers	1266	Twin Pin Dads	508	Andlou	1418	Sandbaggers
Scratch Game		Scratch Series		Handicap Game		Handicap Series	
290	Joshua Nicholson	777	Joshua Nicholson	290	Joshua Nicholson	797	Ethan Nicholson
265	Andy Hoke	724	Lou Gorcos	276	Andy Hoke	777	Joshua Nicholson
254	Nick Lewis	695	Ethan Nicholson	270	Ethan Nicholson	724	Lou Gorcos
246	Lou Gorcos	683	Andy Hoke	270	Don Spratley	720	Nick Lewis
245	Craig Butler	678	Nick Lewis	268	Nick Lewis	716	Andy Hoke

**Weekly Game Over Average**  
**Game - Avg=Difference**

290 - 228=62	Joshua Nicholson
221 - 162=59	Don Spratley
265 - 206=59	Andy Hoke


**Weekly Series over Average**  
**Series - Avg=Difference**

695 - 540=155	Ethan Nicholson
777 - 684=93	Joshua Nicholson
569 - 492=77	Zachary Kirin

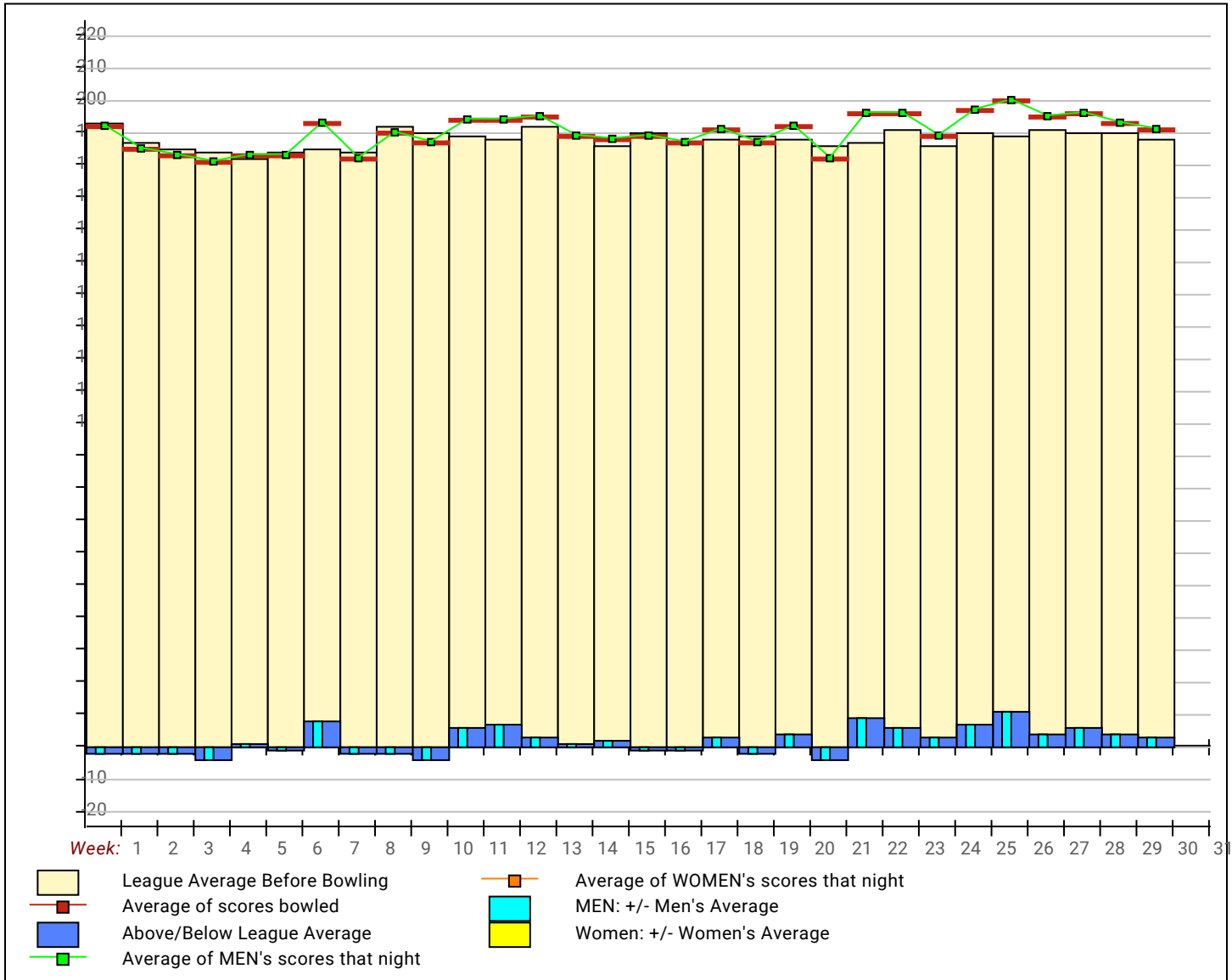
**Team Rosters**

Name	True Average	HDCP	Pins	Gms	-1-	-2-	-3-	Total	HDCP Total	High Game	HDCP Game	High Sers	HDCP Sers	To Raise Avg +1	To Drop Avg -1	250's	700's	Most Improved Avg +/-
<b>1 - Twin Pin Dads</b> Lane 1 HDCP=24 Avg=421																		
Craig Butler	230.27	0	20724	90	245	156	237	638	638	300	300	825	825	759	665	27	9	229 +1.27
Carl Decker	191.20	24	17208	90	220	201	207	628	703	253	279	658	736	648	554	1	--	196 -4.80
<b>2 - Andlou</b> Lane 2 HDCP=11 Avg=430																		
Andy Hoke	206.88	11	16757	81	202	216	265	683	716	279	296	749	797	631	546	4	1	200 +6.88
Lou Gorcos	224.90	0	19566	87	246	246	232	724	724	300	300	783	783	684	593	14	11	228 -3.10
Steve Hoshaw	197.83	19	1187	6				0	0	246	251	643	658	595	585	--	--	
<b>3 - Pickle Pushers</b> Lane 1 HDCP=33 Avg=410																		
Ethan Nicholson	181.90	33	15280	84	235	224	236	695	797	264	304	695	797	554	466	1	--	171 +10.90
Joshua Nicholson	229.80	0	15856	69	249	290	238	777	777	290	290	805	805	704	631	18	10	225 +4.80
<b>4 - Bang'en The Hole</b> Lane 2 HDCP=15 Avg=426																		
Rick Fornelli	202.20	15	17591	87	206	224	141	571	616	267	283	706	754	679	588	1	1	213 -10.80
Bob Sisson	224.07	0	19494	87				0	0	279	279	751	751	756	665	15	6	218 +6.07
<b>5 - Sandbaggers</b> Lane 3 HDCP=62 Avg=366																		
Don Spratley	162.98	49	14668	90	148	221	182	551	698	221	270	568	727	491	397	--	--	172 -9.02
Nick J. Lewis	204.91	13	14139	69	234	254	190	678	720	259	277	701	755	621	548	7	1	211 -6.09
<b>6 - Oh That's Nasty</b> Lane 4 HDCP=60 Avg=368																		
Steven Williams	190.19	25	17117	90	184	169	201	554	629	268	294	660	735	646	552	2	--	191 -0.81
Justin Williams	178.27	35	16044	90	192	183	139	514	619	233	271	623	742	603	509	--	--	185 -6.73
<b>7 - R &amp; R</b> Lane 3 HDCP=19 Avg=416																		
Harry W. Ruwersma	206.78	11	18610	90	208	216	140	564	597	279	287	762	786	641	547	7	3	212 -5.22
Jim Rebeck Jr	210.21	8	18919	90	169	194	180	543	564	289	298	725	764	704	610	10	3	207 +3.21
<b>8 - The Painters</b> Lane 4 HDCP=39 Avg=393																		
Charles Crum	199.73	17	17976	90	234	171	170	575	626	300	320	706	772	624	530	5	2	202 -2.27
Chris Max	194.69	22	17522	90	202	201	180	583	649	256	286	651	729	613	519	2	--	191 +3.69

Name	True		Pins	Gms	-1-	-2-	-3-	Total	HDCP	High	HDCP	High	HDCP	To Raise	To Drop	250's	700's	Most Improved	
	Average	HDCP							Total	Game	Sers	Sers	Avg +1	Avg -1	Avg			+/-	
<b>9 - Two Amigos</b> Lane 5 HDCP=28 Avg=406																			
Speedy Gonzalez	206.57	11	17352	84				0	0	279	291	704	741	657	569	5	1	209	-2.43
Garry Carol	200.98	17	17485	87	244	180	140	564	612	259	278	739	790	605	514	3	1	198	+2.98
<b>10 - Livin On A Spare</b> Lane 6 HDCP=40 Avg=392																			
Junior Dalke	202.85	15	13388	66	a192	a192	a192	576	621	269	286	746	800	619	549	6	1	202	+0.85
Andrew Heath	190.96	25	17186	90	204	172	166	542	614	248	264	701	749	577	483	--	1	195	-4.04
<b>11 - The Cards</b> Lane 5 HDCP=49 Avg=381																			
Larry Viers	182.75	32	15351	84	184	226	200	610	709	278	317	630	738	570	482	3	--	185	-2.25
Don Ruth	199.65	17	16771	84	199	194	196	589	640	279	300	677	740	629	541	1	--	202	-2.35
Art Cobbs	208.53	10	3128	15	191	200	196	587	608	266	280	699	741	634	615	2	--		
<b>12 - No Ma'am</b> Lane 6 HDCP=95 Avg=327																			
Zachary Kirin	165.32	46	11903	72	161	213	195	569	710	216	267	580	727	547	471	--	--	161	+4.32
Claude Owens	162.59	49	10243	63	175	161	192	528	678	228	282	608	770	515	448	--	--	162	+0.59
<b>13 - How's Weighty Balls?</b> Lane 7 HDCP=78 Avg=347																			
David Jackson	214.82	5	14178	66	234	224	210	668	683	300	301	723	730	657	587	4	4	218	-3.18
Jared Cartee	133.60	73	10421	78	110	144	147	401	620	199	275	492	720	433	351	--	--	126	+7.60
Chris Doke	195.36	21	6447	33	212	194	171	577	640	246	280	679	754	609	572	--	--		
<b>14 - Living The Dream</b> Lane 8 HDCP=103 Avg=317																			
Fred Ploszaj	144.43	64	9099	63	140	159	169	468	663	207	272	490	688	471	404	--	--	142	+2.43
Pat M. Joyce	173.29	39	12477	72	186	159	158	503	620	259	299	625	755	573	497	1	--	171	+2.29
<b>15 - We Don't Give a Split</b> Lane 7 HDCP=26 Avg=409																			
Rob Smiley	195.28	21	16013	82				0	0	276	301	684	753	647	561	3	--	196	-0.72
Mike R. Pullins	214.98	5	17843	83	225	213	184	622	634	299	304	728	761	647	560	10	6	204	+10.98
<b>16 - Shoe Buddy</b> Lane 8 HDCP=101 Avg=320																			
Zach Garza	131.06	75	10616	81	124	137	131	392	617	187	260	454	682	472	387	--	--	134	-2.94
Kevin Householder	189.07	26	16449	87	140	165	172	477	552	247	278	661	757	651	560	--	--	187	+2.07
<b>17 - Not Enough</b> Lane 9 HDCP=85 Avg=339																			
Scott Reed	159.17	51	10028	63	150	155	176	481	634	213	264	560	714	532	465	--	--	160	-0.83
Mike Griffith	180.72	34	14638	81	183	207	177	567	669	277	315	623	737	566	481	2	--	181	-0.28
<b>18 - Team 18</b> Lane 10 HDCP=130 Avg=286																			
Brian Kolozenski	118.59	86	3202	27	a108	a108	a108	324	582	162	256	399	677	368	337	--	--		
David C. Urschel	168.16	44	7567	45	169	188	176	533	668	223	264	617	740	545	496	--	--		
Adam Rettinger	156.24	54	8437	54	150	181	179	510	675	246	314	604	808	512	454	--	--	147	+9.24



League Average Week-by-Week



**\*\* Last Week's High Scores for Immediate Release \*\***

<u>Scratch Game</u>	<u>Scratch Game</u>	<u>Scratch Series</u>	<u>Scratch Series</u>
290 Joshua Nicholson	236 Ethan Nicholson	777 Joshua Nicholson	589 Don Ruth
265 Andy Hoke	235 Ethan Nicholson	724 Lou Gorcos	587 Art Cobbs
254 Nick Lewis	234 Charles Crum	695 Ethan Nicholson	583 Chris Max
249 Joshua Nicholson	234 Nick Lewis	683 Andy Hoke	577 Chris Doke
246 Lou Gorcos	234 David Jackson	678 Nick Lewis	575 Charles Crum
246 Lou Gorcos	232 Lou Gorcos	668 David Jackson	571 Rick Fornelli
245 Craig Butler	226 Larry Viers	638 Craig Butler	569 Zachary Kirin
244 Garry Carol	225 Mike Pullins	628 Carl Decker	567 Mike Griffith
238 Joshua Nicholson	224 Ethan Nicholson	622 Mike Pullins	564 Harry Ruwersma
237 Craig Butler	224 Rick Fornelli	610 Larry Viers	564 Garry Carol



**Important Messages**

HOUSE MYSTERY POT: \$2.00 to Enter, Covers Games 1 & 2 ONLY  
 Circle The Number Next To Your Name and Drop Your \$2 In The Bucket

**Alphabetical List of All Members of This League**

Lane						True				Lane						True				
NxtWk	Team	Name	Average	Pins	Gms	HDCP	NxtWk	Team	Name	Average	Pins	Gms	HDCP	NxtWk	Team	Name	Average	Pins	Gms	HDCP
1	0	, ZachT		0	0	0	23	10	18	Kolozenski, Brian	118.59	3202	27	86						
2	1	Butler, Craig	230.27	20724	90	0	24	3	5	Lewis, Nick J.	204.91	14139	69	13						
3	5	Carol, Garry	200.98	17485	87	17	25	4	8	Max, Chris	194.69	17522	90	22						
4	7	Cartee, Jared	133.60	10421	78	73	26	1	3	Nicholson, Ethan	181.90	15280	84	33						
5	5	Cobbs, Art	208.53	3128	15	10	27	1	3	Nicholson, Joshua	229.80	15856	69	0						
6	4	Crum, Charles	199.73	17976	90	17	28	6	12	Owens, Claude	162.59	10243	63	49						
7	6	Dalke, Junior	202.85	13388	66	15	29	8	14	Ploszaj, Fred	144.43	9099	63	64						
8	1	Decker, Carl	191.20	17208	90	24	30	7	15	Pullins, Mike R.	214.98	17843	83	5						
9	2	Doke, Chris	195.36	6447	33	21	31	3	7	Rebeck Jr, Jim	210.21	18919	90	8						
10	0	Flynn, Brian		0	0	0	32	9	17	Reed, Scott	159.17	10028	63	51						
11	2	Fornelli, Rick	202.20	17591	87	15	33	7	15	Rettinger, Adam	156.24	8437	54	54						
12	8	Garza, Zach	131.06	10616	81	75	34	5	11	Ruth, Don	199.65	16771	84	17						
13	5	Gonzalez, Speedy	206.57	17352	84	11	35	3	7	Ruwersma, Harry W.	206.78	18610	90	11						
14	2	Gorcoss, Lou	224.90	19566	87	0	36	2	4	Sisson, Bob	224.07	19494	87	0						
15	9	Griffith, Mike	180.72	14638	81	34	37	7	15	Smiley, Rob	195.28	16013	82	21						
16	6	Heath, Andrew	190.96	17186	90	25	38	3	5	Spratley, Don	162.98	14668	90	49						
17	2	Hoke, Andy	206.88	16757	81	11	39	10	18	Urschel, David C.	168.16	7567	45	44						
18	2	Hoshaw, Steve	197.83	1187	6	19	40		0	Usher, Justin		0	0	0						
19	8	Householder, Kevin	189.07	16449	87	26	41	5	11	Viers, Larry	182.75	15351	84	32						
20	7	Jackson, David	214.82	14178	66	5	42		0	Wierschke, Tim		0	0	0						
21	8	Joyce, Pat M.	173.29	12477	72	39	43	4	6	Williams, Justin	178.27	16044	90	35						
22	6	Kirin, Zachary	165.32	11903	72	46	44	4	6	Williams, Steven	190.19	17117	90	25						




**This Week's Statistics: Lefties vs Righties**

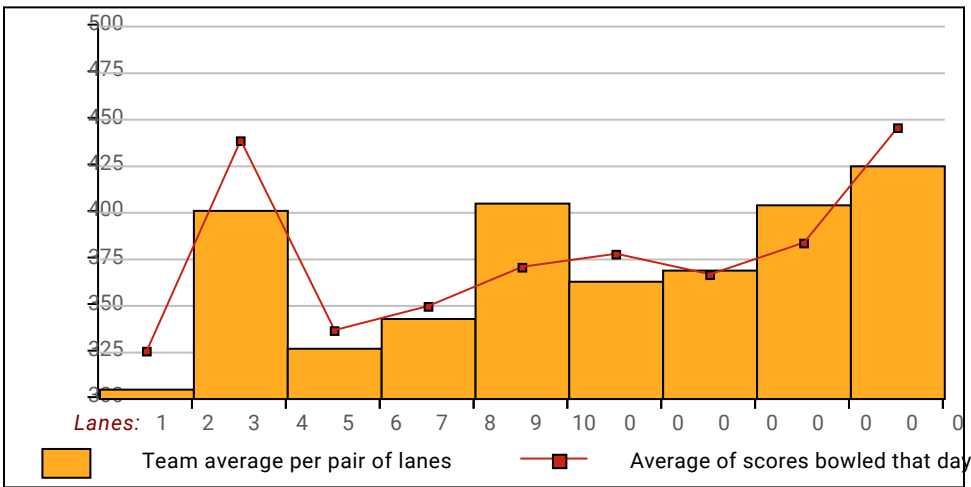
*Unless designated left handed, bowlers are considered right handed.*

	<u>Over All</u>	<u>Right</u>	<u>Left</u>
How many people bowled	34	31	3
Number of games bowled	102	93	9
Actual average of week's scores	190.84	188.74	212.56
How many games above average	57	50	7
How many games below average	42	40	2
Pins above/below average per game	3.55	3.19	7.22
How many people raised average by this amount	17	15	2
How many people went down by this amount	0.72	0.72	0.65
	17	16	1
	-0.56	-0.55	-0.61
League average before bowling	187.76	186.01	205.82
League average after bowling	187.84	186.08	206.05
Change in league average	0.08	0.06	0.23

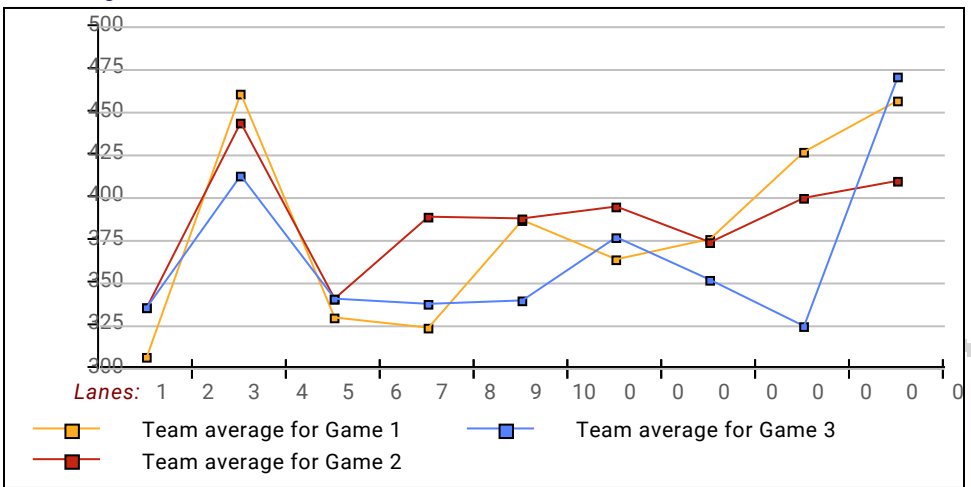
800s	--	--	--
775s	1	1	--
750s	--	--	--
725s	--	--	--
700s	1	--	1
675s	3	3	--
650s	1	1	--
625s	2	1	1
600s	2	2	--
575s	5	5	--
550s	7	6	1
525s	4	4	--
500s	3	3	--
475s	2	2	--
450s	1	1	--
425s	--	--	--
400s	1	1	--
below 400	1	1	--
300s	--	--	--
275s	1	1	--
250s	2	2	--
225s	15	10	5
200s	23	22	1
175s	28	27	1
150s	20	19	1
125s	11	10	1
100s	2	2	--
below 100	--	--	--



Team Average vs Avg of Scores



Average of Scores for Each Game



Amount Over/Under Team Average

