

Wednesday 6:30 pm

Cityview Lanes

Lanes 1 - 26

USBC Certification:

President: Andrew Brimberry is on Lane 4 abrimberry@gmail.com
 Vice President: Denis Muilenburg is on Lane 8 dmuilenburgjr@yahoo.com
 Secretary/Treasurer: Rochelle Greener is on Lane 5 rogreener@aol.com
 Sergeant at Arms: David Willis is on Lane 6 davjlm@sbcglobal.net

View Standings on the Web

Visit LeagueSecretary.com - This league's ID number is 88503
 View standings, bowler history, statistics and more. Also check out the Mobile App.
 Visit bowl.com - This league's ID number is 30712



Fall 2023 - 2024 First Half Winners: Tie between Teams 20 and 14 (Rolloff Pending)
 Fall 2022-2023 Winners: Better Chance

Points won by your name indicates the number of games over average.

Team 20 did not post bowl week 29 (vs. Team 19). Team 23 did not post bowl week 29 (vs. Team 24). Team 24 did not post bowl week 29 (vs. Team 23).

If you aren't feeling well, please stay home.

Lane Assignments

	<u>1-2</u>	<u>3-4</u>	<u>5-6</u>	<u>7-8</u>	<u>9-10</u>	<u>11-12</u>	<u>13-14</u>
Wk30 04/10	26-23	25-2	1-4	6-3	5-8	7-10	12-9
Wk31 04/17	24-19	21-26	23-2	4-25	6-1	8-3	5-10
Wk32 04/24	15-22	24-17	26-19	21-2	23-4	6-25	8-1

	<u>15-16</u>	<u>17-18</u>	<u>19-20</u>	<u>21-22</u>	<u>23-24</u>	<u>25-26</u>
Wk30 04/10	11-14	16-13	15-18	20-17	19-22	21-24
Wk31 04/17	12-7	14-9	16-11	13-18	15-20	17-22
Wk32 04/24	10-3	12-5	7-14	9-16	18-11	20-13

Team Standings

Place	#	Team Name	%Won	Points Won	Points Lost	UnEarned Points	Y-T-D % WON	Year-To-Date WON	Y-T-D LOST	Games Won	Scratch Pins	Pins + HDCP
1	14	Phuket	64.6	62	34		62.9	146	86	23	67829	75890
2	18	MOJO	64.6	62	34		58.6	136	96	22	69985	75739
3	25	Odd Balls	62.5	60	36		54.3	126	106	22	66272	75893
4	4	3 Lefts Makes a Right	62.5	60	36		48.7	113	119	22	53274	74241
5	20	Split Happens	61.5	59	37		61.6	143	89	22½	64081	73570
6	5	Fantastic Four	58.3	56	40		50.9	118	114	21	61279	74896
7	10	Better Chance	54.2	52	44		56.9	132	100	19	65610	76188
8	6	Double Trouble	54.2	52	44		55.2	128	104	20	62091	75507
9	12	Charlie's Chargers	53.1	51	45		51.3	119	113	18½	67496	76202
10	2	Deuces For Life	52.1	50	46		54.3	126	106	19	71334	75939
11	9	No Chance	52.1	50	46		54.7	127	105	20	63704	75200
12	26	Benchwarmers	52.1	50	46		49.5	107	109	19	49545	63894
13	15	Nothing Special	50.0	48	48		49.6	115	117	17	48868	74635
14	19	Pop and Prodigies	47.9	46	50		54.3	126	106	16	66871	75982
15	11	Gutter Chaos	47.9	46	50		51.7	120	112	19	62470	75157
16	8	Talent To Spare	47.9	46	50		47.4	110	122	17	54185	74264
17	1	Malfunction	47.9	46	50		45.7	106	126	17	55382	74207

Place	#	Team Name	%Won	Points Won	Points Lost	UnEarned Points	Y-T-D % WON	Year-To-Date WON	Y-T-D LOST	Games Won	Scratch Pins	Pins + HDCP
18	23	Give Me A Break	47.9	46	50		43.1	100	132	18	52476	71172
19	3	Stealth Strikers	43.8	42	54		44.8	104	128	16	61694	73910
20	17	The Complete Backyard	41.7	40	56		49.1	114	118	16	65203	74512
21	22	Here 4 Fun	41.7	40	56		51.3	119	113	16	57069	74328
22	7	Bar Association	39.6	38	58		51.7	120	112	14	50221	74917
23	13	Miller Time	37.5	36	60		44.8	104	128	14	62493	74754
24	16	Bowl-a-Holics	37.5	36	60		35.8	83	149	13	57425	73688
25	21	Miller Ranch Hands	37.5	36	60		37.1	86	146	13	47742	73230
26	24	Back Again	31.3	30	66		34.5	80	152	11	46646	71087

Review of Last Week's Bowling.....

Lanes	Team Name	HDCP -1-	HDCP -2-	HDCP -3-	HDCP Total	Last Wk WON	Team Name	HDCP -1-	HDCP -2-	HDCP -3-	HDCP Total	Last Wk WON
1-2	Malfunction	890	852	890	2632	2	<---> Deuces For Life	853	982	930	2765	6
3-4	Stealth Strikers	784	856	821	2461	0	<---> 3 Lefts Makes a Right	847	891	860	2598	8
5-6	Fantastic Four	866	785	866	2517	4	<---> Double Trouble	815	876	859	2550	4
7-8	Bar Association	879	816	848	2543	2	<---> Talent To Spare	835	898	851	2584	6
9-10	No Chance	903	1020	900	2823	8	<---> Better Chance	893	871	803	2567	0
11-12	Gutter Chaos	848	900	867	2615	2	<---> Charlie's Chargers	938	818	954	2710	6
13-14	Miller Time	811	919	944	2674	0	<---> Phuket	911	946	1034	2891	8
15-16	Nothing Special	944	924	807	2675	6	<---> Bowl-a-Holics	797	867	828	2492	2
17-18	The Complete Backya	804	855	838	2497	0	<---> MOJO	877	872	854	2603	8
19-20	Pop and Prodigies	938	886	929	2753	8	<---> Split Happens	0	0	0	0	0
21-22	Miller Ranch Hands	796	851	869	2516	4	<---> Here 4 Fun	806	773	932	2511	4
23-24	Give Me A Break	0	0	0	0	0	<---> Back Again	0	0	0	0	0
25-26	Odd Balls	904	921	941	2766	0	<---> Benchwarmers	1005	947	965	2917	8

Last Week's Top Scores

Team Scratch Game		Team Scratch Series		Team Handicap Game		Team Handicap Series	
945	Deuces For Life	2654	Deuces For Life	1034	Phuket	2917	Benchwarmers
945	Phuket	2624	Phuket	1020	No Chance	2891	Phuket
890	No Chance	2454	Odd Balls	1005	Benchwarmers	2823	No Chance
864	Charlie's Chargers	2450	Pop and Prodigies	982	Deuces For Life	2766	Odd Balls
842	Benchwarmers	2440	Charlie's Chargers	954	Charlie's Chargers	2765	Deuces For Life
837	Pop and Prodigies	2433	No Chance	944	Miller Time	2753	Pop and Prodigies
837	Odd Balls	2428	Benchwarmers	944	Nothing Special	2710	Charlie's Chargers
813	MOJO	2411	MOJO	941	Odd Balls	2675	Nothing Special
803	Miller Time	2251	Miller Time	938	Pop and Prodigies	2674	Miller Time
780	Better Chance	2228	Better Chance	932	Here 4 Fun	2632	Malfunction

Men		Scratch Game		Scratch Series		Handicap Game		Handicap Series	
289	Trey Castor	780	Trey Castor	303	Keith Galloway	807	Trey Castor		
273	Jay Rux	733	Jay Rux	298	Trey Castor	781	Jay Rux		
269	Anthony Young	703	Anthony Young	290	Anthony Young	766	Anthony Young		
268	Joseph Rodriguez	700	Jim Greener	289	Jay Rux	762	Donald Smallwood		
258	Donald Smallwood	699	Donald Smallwood	284	Tyler Sims	741	Chris Andries		
258	Charlie Richardson III	688	Joseph Rodriguez	279	Donald Smallwood	738	Jesse Castor		
254	Tyler Sims	669	Jesse Castor	279	Charlie Richardson III	731	Keith Galloway		
254	Craig Schiell	661	Dave Schiell	277	Nick Redman	720	Curtis Roberson		
245	Jim Greener	659	Kevin Bankston	277	Joseph Rodriguez	718	Jim Greener		
244	Josh Holland	657	Curtis Roberson	275	Josh Holland	715	Joseph Rodriguez		
244	Kevin Bankston								

Women		Scratch Game		Scratch Series		Handicap Game		Handicap Series	
235	Cyndi Dyche	639	Karen Burns-Lane	266	Karen Burns-Lane	762	Karen Burns-Lane		
235	Kecia Andries	631	Kecia Andries	264	Kecia Andries	718	Kecia Andries		
227	Steffany Brown	623	Cyndi Dyche	257	Cyndi Dyche	695	Shannon Jones		
225	Karen Burns-Lane	609	Steffany Brown	254	Angel PinaHardin	693	Theresa Bankston		
211	Amanda Akers	599	Shannon Jones	252	Amanda Akers	689	Cyndi Dyche		
209	Theresa Bankston	582	Theresa Bankston	246	Theresa Bankston	683	Kasey Campbell		
206	Shannon Jones	541	Trisha Burns	245	Mary Hannah Pruett	672	Angel PinaHardin		
202	Trisha Burns	534	Amanda Akers	245	Steffany Brown	670	Mary Hannah Pruett		
200	Angel PinaHardin	528	Tracy Head	243	Shawna Werner	669	Tracy Head		
188	Tracy Head	510	Angel PinaHardin	242	Kasey Campbell	663	Steffany Brown		

Weekly Game Over Average
Game - Avg=Difference

Weekly Series over Average
Series - Avg=Difference

Weekly Game Over Average

Game - Avg=Difference

Men	235 - 144=91	Keith Galloway
	289 - 210=79	Trey Castor
	269 - 196=73	Anthony Young
	273 - 202=71	Jay Rux
	254 - 186=68	Tyler Sims
	199 - 133=66	Nick Redman
	258 - 196=62	Donald Smallwood
	258 - 196=62	Charlie Richardson III
	244 - 185=59	Josh Holland
	268 - 210=58	Joseph Rodriguez

Women	225 - 174=51	Karen Burns-Lane
	235 - 187=48	Kecia Andries
	235 - 195=40	Cyndi Dyche
	200 - 160=40	Angel PinaHardin
	211 - 174=37	Amanda Akers
	178 - 145=33	Mary Hannah Pruett
	153 - 121=32	Kasey Campbell
	177 - 146=31	Shawna Werner
	209 - 178=31	Theresa Bankston
	227 - 199=28	Steffany Brown

Weekly Series over Average

Series - Avg=Difference

780 - 630=150	Trey Castor
733 - 606=127	Jay Rux
703 - 588=115	Anthony Young
699 - 588=111	Donald Smallwood
527 - 432=95	Keith Galloway
654 - 561=93	Chris Andries
669 - 582=87	Jesse Castor
469 - 399=70	Nick Redman
657 - 588=69	Curtis Roberson
584 - 519=65	Walter Rodriguez

639 - 522=117	Karen Burns-Lane
631 - 561=70	Kecia Andries
416 - 363=53	Kasey Campbell
582 - 534=48	Theresa Bankston
599 - 552=47	Shannon Jones
623 - 585=38	Cyndi Dyche
469 - 435=34	Mary Hannah Pruett
510 - 480=30	Angel PinaHardin
528 - 501=27	Tracy Head
534 - 522=12	Amanda Akers
609 - 597=12	Steffany Brown

Last Week's Top Game Scores

Men	Game 1 SCR	269	Anthony Young	256	Trey Castor	246	Joseph Rodriguez
Women	Game 1 SCR	227	Steffany Brown	221	Cyndi Dyche	220	Karen Burns-Lane
Men	Game 2 SCR	258	Donald Smallwood	254	Craig Schiell	245	Jim Greener
Women	Game 2 SCR	235	Cyndi Dyche	235	Kecia Andries	225	Karen Burns-Lane
Men	Game 3 SCR	289	Trey Castor	273	Jay Rux	268	Joseph Rodriguez
Women	Game 3 SCR	206	Kecia Andries	203	Shannon Jones	203	Steffany Brown
Men	Game 1 HDCP	290	Anthony Young	277	Nick Redman	265	Trey Castor
Women	Game 1 HDCP	261	Karen Burns-Lane	254	Angel PinaHardin	246	Theresa Bankston
Men	Game 2 HDCP	303	Keith Galloway	279	Donald Smallwood	275	Josh Holland
Women	Game 2 HDCP	266	Karen Burns-Lane	264	Kecia Andries	257	Cyndi Dyche
Men	Game 3 HDCP	298	Trey Castor	289	Jay Rux	284	Tyler Sims
Women	Game 3 HDCP	239	Theresa Bankston	236	Kasey Campbell	235	Tracy Head
		235	Kecia Andries	235	Karen Burns-Lane	235	Shannon Jones

Season High Scores

<u>Team Scratch Game</u>	<u>Team Scratch Series</u>	<u>Team Handicap Game</u>	<u>Team Handicap Series</u>
945 Deuces For Life	2681 Deuces For Life	1043 Charlie's Chargers	2951 Double Trouble
945 Phuket	2624 Phuket	1038 Odd Balls	2917 Benchwarmers
940 Charlie's Chargers	2603 MOJO	1034 Phuket	2894 Charlie's Chargers
932 MOJO	2585 Charlie's Chargers	1022 Fantastic Four	2891 Phuket
913 Odd Balls	2517 Split Happens	1021 Split Happens	2888 Odd Balls
906 Split Happens	2513 Double Trouble	1020 Double Trouble	2867 Deuces For Life
896 The Complete Backyard	2513 Odd Balls	1020 No Chance	2859 Split Happens
891 Better Chance	2497 Pop and Prodigies	1019 Better Chance	2823 No Chance
890 Fantastic Four	2433 No Chance	1016 The Complete Backyard	2821 Gutter Chaos
890 No Chance	2428 Benchwarmers	1005 MOJO	2812 Pop and Prodigies
874 Double Trouble	2422 Better Chance	1005 Benchwarmers	2810 Miller Time
870 Stealth Strikers	2414 Miller Time	999 Miller Time	2784 Bar Association
870 Miller Time	2391 The Complete Backyard	996 Deuces For Life	2783 MOJO

Team Scratch Game		Team Scratch Series		Team Handicap Game		Team Handicap Series	
868	Pop and Prodigies	2389	Stealth Strikers	995	Stealth Strikers	2779	Better Chance
842	Benchwarmers	2368	Gutter Chaos	987	Gutter Chaos	2776	Talent To Spare
836	Gutter Chaos	2318	Fantastic Four	982	Talent To Spare	2769	Nothing Special
792	Bowl-a-Holics	2208	Bowl-a-Holics	978	Bar Association	2766	Here 4 Fun
784	Here 4 Fun	2178	Here 4 Fun	975	3 Lefts Makes a Right	2764	Stealth Strikers
763	Give Me A Break	2164	Talent To Spare	974	Here 4 Fun	2748	Bowl-a-Holics
750	Talent To Spare	2116	Give Me A Break	974	Give Me A Break	2745	Fantastic Four
728	3 Lefts Makes a Right	2052	Malfunction	973	Pop and Prodigies	2741	Give Me A Break
722	Malfunction	1958	3 Lefts Makes a Right	972	Bowl-a-Holics	2727	Malfunction
705	Bar Association	1947	Bar Association	971	Back Again	2727	The Complete Bac
687	Nothing Special	1893	Nothing Special	969	Nothing Special	2724	Miller Ranch Hand
680	Back Again	1848	Miller Ranch Hands	960	Miller Ranch Hands	2681	3 Lefts Makes a Ri

	Scratch Game	Scratch Series	Handicap Game	Handicap Series
Men	300 Bill Lane	783 Jim Greener	328 Chris Hamilton	849 Earl Pruett
	300 Dave Schiell	780 Trey Castor	327 Bill Lane	816 Dale Farris
	300 Ben Ross	777 Ben Ross	323 Noah Hudson	813 Kevin Bankston
	297 Chris Hamilton	769 Joshua Gibbs	322 Dale Farris	813 Ben Ross
	289 Andrew Brimberry	768 Earl Pruett	313 Earl Pruett	813 Anthony Young
	289 Trey Castor	758 Dave Schiell	310 Dave Schiell	810 Jim Greener
	288 Dale Farris	755 Greg Case	309 Ben Ross	810 Greg Case
	288 Chris Penning	753 Kevin Bankston	306 Tyson Akers	807 Trey Castor
	287 Noah Hudson	744 Anthony Young	305 Morgan Halbert	807 Mike Martin
	286 Kevin Bankston	739 Craig Schiell	304 Casey Morris	793 Larry Story
	286 Earl Pruett	738 Skip Sand	303 Marshall McNeese	793 Matt Hertel
	279 Marshall McNeese	735 Chris Penning	303 Keith Galloway	791 Patrick Childers
	279 Donald Smallwood	733 Jay Rux	302 David Willis	788 Dave Schiell
	279 Joseph Rodriguez	729 Andrew Brimberry	302 Chris Penning	788 Will Foldi
	279 Joshua Gibbs	722 Joseph Rodriguez	301 Kevin Bankston	787 Joshua Carson
	279 Greg Case	716 Joshua Rodriguez	301 Anthony Young	785 Tyson Akers
	279 Patrick Childers	714 Dale Farris	301 Patrick Childers	785 Nicholas Ditto
	278 Anthony Young	712 Don Lovas	300 Mike Martin	784 Dorian Villegas
	276 Shawn Bailey	710 Mike Martin	298 Trey Castor	784 Morgan Halbert
	273 Jay Rux	707 Patrick Childers	297 Joseph Rodriguez	781 Jay Rux
	269 Mike Martin	705 Scott Jones	297 Greg Case	780 Curtis Roberson
	269 Jim Greener	702 Curtis Roberson	296 Richard Turk	778 Don Lovas
	269 Don Lovas	702 Donald Smallwood	296 Curtis Roberson	777 Chris Penning
	269 Tyson Akers	699 Marshall McNeese	296 Chris Andries	776 Don Dickerson
	269 Skip Sand	697 Larry Story	296 Joshua Carson	774 Scott Jones
		697 Dorian Villegas		774 Rick Gustafson

Women	268 Steffany Brown	689 Steffany Brown	288 Amanda Akers	762 Karen Burns-Lane
	259 Cyndi Dyche	670 Kristina Baker	288 Steffany Brown	754 Shannon Jones
	254 Kecia Andries	649 Cyndi Dyche	285 Lindsey Halbert	745 Kristina Baker
	247 Karen Burns-Lane	649 Shannon Jones	284 Kecia Andries	743 Steffany Brown
	246 Trisha Burns	639 Karen Burns-Lane	283 Karen Burns-Lane	742 Tracy Head
	243 Kristina Baker	637 Trisha Burns	280 Cyndi Dyche	740 Amanda Akers
	242 Amanda Akers	636 Kecia Andries	279 Trisha Burns	738 Morgan Morris
	239 Shannon Jones	612 Theresa Bankston	276 Kay Foster	735 Angel PinaHardin
	232 Theresa Bankston	602 Amanda Akers	274 Shawna Werner	733 Trisha Burns
	224 Tracy Head	598 Tracy Head	274 Lee Ann Sifford	732 Rochelle Greener
	222 Kay Foster	564 Angel PinaHardin	273 Shannon Jones	732 Lindsey Halbert
	212 Michelle Marlin	540 Michelle Marlin	273 Morgan Morris	728 Mary Hannah Pruett
	211 Shawna Werner	537 Shawna Werner	272 Tracy Head	726 Kecia Andries
	211 Lindsey Halbert	532 Kay Foster	272 Kristina Baker	726 Shawna Werner
	203 Angel PinaHardin	521 Mary Hannah Pruett	271 Michelle Marlin	723 Michelle Marlin
	202 Lee Ann Sifford	508 Natalie Griffith	270 Theresa Bankston	723 Theresa Bankston
	201 Kimberly Terry	507 Lindsey Halbert	268 Kimberly Terry	721 Natalie Griffith
	196 Mary Hannah Pruett	499 Lee Ann Sifford	266 Rochelle Greener	715 Kay Foster
	191 Natalie Griffith	492 Kimberly Terry	265 Mary Hannah Pruett	715 Lee Ann Sifford
	187 Morgan Morris	486 Rochelle Greener	261 Natalie Griffith	712 Debbie Pruett
	184 Rochelle Greener	485 Kim Burns	258 Angel PinaHardin	706 Cyndi Dyche
	171 Kim Burns	465 Morgan Morris	258 Mecca Halbert	701 Kim Burns
	168 Sandra Jones	451 Payton Shlemon	255 Kasey Campbell	696 Kimberly Terry
	166 Kasey Campbell	448 Debbie Pruett	255 Sandra Jones	690 Kasey Campbell
	165 Payton Shlemon	423 Kasey Campbell	243 Debbie Pruett	683 Sandra Jones
			243 Kim Burns	

Season Game Over Average**Game - Avg=Difference****Men**

297 - 185=112	Chris Hamilton
300 - 190=110	Bill Lane
287 - 180=107	Noah Hudson
288 - 182=106	Dale Farris
286 - 190=96	Earl Pruett
300 - 208=92	Dave Schiell
235 - 143=92	Casey Morris
269 - 178=91	Tyson Akers
300 - 209=91	Ben Ross
235 - 144=91	Keith Galloway
264 - 174=90	Morgan Halbert
279 - 193=86	Marshall McNeese
268 - 182=86	David Willis
256 - 171=85	Mike Martin
225 - 141=84	Richard Turk
288 - 204=84	Chris Penning
278 - 194=84	Anthony Young
231 - 147=84	Joshua Carson
279 - 195=84	Patrick Childers
193 - 110=83	Brian Terry
286 - 203=83	Kevin Bankston
267 - 187=80	Curtis Roberson
268 - 188=80	Chris Andries
279 - 199=80	Greg Case
211 - 131=80	Nicholas Ditto

Season Series over Average**Series - Avg=Difference**

768 - 570=198	Earl Pruett
714 - 546=168	Dale Farris
675 - 513=162	Mike Martin
753 - 591=162	Kevin Bankston
744 - 582=162	Anthony Young
738 - 579=159	Greg Case
777 - 618=159	Ben Ross
783 - 630=153	Jim Greener
545 - 393=152	Nicholas Ditto
592 - 441=151	Joshua Carson
780 - 630=150	Trey Castor
626 - 477=149	Will Foldi
679 - 531=148	Larry Story
661 - 513=148	Matt Hertel
474 - 330=144	Brian Terry
456 - 312=144	Shannon Williams
707 - 564=143	Patrick Childers
659 - 519=140	Tyson Akers
652 - 513=139	Morgan Halbert
608 - 471=137	Don Dickerson
697 - 561=136	Dorian Villegas
564 - 429=135	Casey Morris
758 - 624=134	Dave Schiell
632 - 501=131	Bryan Harrison
702 - 573=129	Curtis Roberson
654 - 525=129	Rick Gustafson

Women

242 - 168=74	Amanda Akers
211 - 137=74	Lindsey Halbert
267 - 196=71	Steffany Brown
254 - 186=68	Kecia Andries
247 - 180=67	Karen Burns-Lane
222 - 159=63	Kay Foster
259 - 196=63	Cyndi Dyche
245 - 182=63	Trisha Burns
187 - 124=63	Morgan Morris
202 - 140=62	Lee Ann Sifford
211 - 150=61	Shawna Werner
224 - 166=58	Tracy Head
212 - 154=58	Michelle Marlin
238 - 181=57	Shannon Jones
184 - 128=56	Rochelle Greener
243 - 187=56	Kristina Baker
201 - 145=56	Kimberly Terry
230 - 175=55	Theresa Bankston
196 - 143=53	Mary Hannah Pruett
191 - 142=49	Natalie Griffith
161 - 112=49	Mecca Halbert
166 - 121=45	Kasey Campbell
168 - 123=45	Sandra Jones
203 - 158=45	Angel PinaHardin
155 - 122=33	Debbie Pruett

639 - 522=117	Karen Burns-Lane
465 - 354=111	Morgan Morris
649 - 543=106	Shannon Jones
486 - 384=102	Rochelle Greener
598 - 498=100	Tracy Head
507 - 408=99	Lindsey Halbert
602 - 504=98	Amanda Akers
564 - 468=96	Angel PinaHardin
670 - 576=94	Kristina Baker
521 - 429=92	Mary Hannah Pruett
689 - 600=89	Steffany Brown
537 - 450=87	Shawna Werner
631 - 546=85	Trisha Burns
508 - 423=85	Natalie Griffith
540 - 456=84	Michelle Marlin
448 - 366=82	Debbie Pruett
499 - 420=79	Lee Ann Sifford
636 - 558=78	Kecia Andries
612 - 534=78	Theresa Bankston
532 - 456=76	Kay Foster
485 - 420=65	Kim Burns
423 - 363=60	Kasey Campbell
492 - 432=60	Kimberly Terry
649 - 594=55	Cyndi Dyche
419 - 366=53	Sandra Jones

Individual High Averages**Men**

220.89	Joshua Gibbs
218.63	Andrew Brimberry
215.29	Skip Sand
214.14	Jim Greener
212.04	Trey Castor
211.36	Joseph Rodriguez
210.40	Chris Penning
210.38	Ben Ross
207.43	Craig Schiell
205.81	Joshua Rodriguez
204.75	Kevin Bankston

Women

199.89	Steffany Brown
195.63	Cyndi Dyche
188.59	Kecia Andries
187.11	Trisha Burns
185.13	Shannon Jones
179.51	Theresa Bankston
175.96	Karen Burns-Lane
174.52	Amanda Akers
167.36	Tracy Head
160.86	Angel PinaHardin
153.74	Kay Foster

High Avg	
203.48	Don Lovas
200.49	Patrick Childers
199.94	Greg Case
198.22	Anthony Young
197.79	Allan Werner
197.63	Donald Smallwood
197.40	Curtis Roberson
196.77	Charlie Richardson III
196.77	Bill Lane
195.58	Jesse Castor
193.63	Ronnie Burns
193.42	Donnie Burns
193.29	Dale Farris
192.94	Dorian Villegas

High Avg	
146.39	Shawna Werner
145.82	Mary Hannah Pruett
145.52	Kimberly Terry
143.54	Natalie Griffith
141.88	Lee Ann Sifford
141.18	Lindsey Halbert
129.83	Rochelle Greener
122.79	Sandra Jones
122.42	Debbie Pruett
122.40	Kasey Campbell
121.48	Morgan Morris
114.43	Mecca Halbert

Most Improved Average

Men	Score	Change	Name	Women	Score	Change	Name
106	to 134.33	= +28.33	Nick Redman	181	to 194.35	= +13.35	Kristina Baker
171	to 193.90	= +22.90	Mike Martin	104	to 114.43	= +10.43	Mecca Halbert
131	to 151.22	= +20.22	Nicholas Ditto	151	to 160.86	= +9.86	Angel PinaHardin
96	to 115.71	= +19.71	Shannon Williams	141	to 150.33	= +9.33	Payton Shlemon
160	to 177.79	= +17.79	Noah Hudson	159	to 167.36	= +8.36	Tracy Head
171	to 187.11	= +16.11	Josh Holland	182	to 187.11	= +5.11	Trisha Burns
177	to 192.77	= +15.77	Larry Story	191	to 195.63	= +4.63	Cyndi Dyche
200	to 215.29	= +15.29	Skip Sand	175	to 179.51	= +4.51	Theresa Bankston
163	to 177.43	= +14.43	Michael Keisling	142	to 145.82	= +3.82	Mary Hannah Pruett
160	to 174.33	= +14.33	Walter Rodriguez	127	to 129.83	= +2.83	Rochelle Greener

Most Un-Improved Averages

Men	Score	Change	Name	Women	Score	Change	Name
209	to 190.33	= -18.67	John Hooks	168	to 155.63	= -12.37	Michelle Marlin
156	to 142.81	= -13.19	Gerald Miller	135	to 122.79	= -12.21	Sandra Jones
188	to 175.07	= -12.93	Gary Hill	186	to 174.52	= -11.48	Amanda Akers
201	to 188.18	= -12.82	Earl Pruett	196	to 188.59	= -7.41	Kecia Andries
231	to 218.63	= -12.37	Andrew Brimberry	129	to 122.40	= -6.60	Kasey Campbell
225	to 214.14	= -10.86	Jim Greener	135	to 129.22	= -5.78	Stephanie Bryce
166	to 156.53	= -9.47	Paul Montana	159	to 153.74	= -5.26	Kay Foster
211	to 202.41	= -8.59	Kevin Brown	180	to 175.96	= -4.04	Karen Burns-Lane
134	to 125.58	= -8.42	Brian Terry	150	to 146.39	= -3.61	Shawna Werner
214	to 205.81	= -8.19	Joshua Rodriguez	203	to 199.89	= -3.11	Steffany Brown

Team Rosters

Name	Book Avg	Avg HDCP	Pins	Gms	High Sers	High Game	HDCP Sers	HDCP Game	Last Wk Won	Points Won
1 - Malfunction Lane 5 HDCP=219 Avg=635										
Brandon Campbell	164	170	45	14811	87	594	211	744	261	2.0 45.0
Kasey Campbell	129	122	88	9180	75	423	166	690	255	2.0 36.0
Rochelle Greener	127	129	81	10127	78	486	184	732	266	41.0
Jim Greener	225	214	5	18630	87	783	269	810	277	3.0 40.0
2 - Deuces For Life Lane 4 HDCP=36 Avg=837										
Dave Schiell	—	215	4	7759	36	758	300	788	310	2.0 20.0
Donald Smallwood	203	197	20	13439	68	702	279	762	294	2.0 27.0
Andrew Brimberry	231	218	1	14211	65	729	289	750	295	1.0 34.0
Craig Schiell	212	207	11	17424	84	739	257	745	267	1.0 38.0
Shawn Bailey	205	bk205	13	633	3	633	276	672	289	1.0

Name	Book Avg	Avg HDCP	Pins	Gms	High Sers	High Game	HDCP Sers	HDCP Game	Last Wk Won	Points Won	
3 - Stealth Strikers Lane 8 HDCP=131 Avg=732											
Mike Stanley	173	177	38	11155	63	646	247	766	287	1.0	28.0
Larry Knutson	—	159	54	1436	9	514	199	676	253		3.0
Marshall McNeese	193	205	13	8022	39	699	279	771	303		24.0
Denis Muilenburg	197	191	26	16656	87	649	252	709	273	1.0	38.0
John Hooks	209	bk209	9	1142	6	635	246	662	255		2.0
Bryan Harrison	171	170	45	7689	45	632	235	773	279		23.0
4 - 3 Lefts Makes a Right Lane 6 HDCP=238 Avg=614											
Natalie Griffith	141	143	69	9904	69	508	191	721	261	1.0	36.0
Michael Griffith	122	124	86	8563	69	437	170	701	259	3.0	37.0
Monty Gordon	171	166	48	13995	84	577	211	733	263	1.0	45.0
David Willis	183	181	35	14154	78	635	268	738	302	2.0	32.0
5 - Fantastic Four Lane 9 HDCP=157 Avg=705											
Lee Ann Sifford	145	141	71	8513	60	499	202	715	274		24.0
Chris Penning	204	210	9	13676	65	735	288	777	302		36.0
Cody Stafford	183	184	32	12201	66	660	254	759	285	1.0	33.0
David Black	—	170	45	13613	80	581	227	722	276	2.0	40.0
6 - Double Trouble Lane 7 HDCP=124 Avg=741											
Kay Foster	159	153	60	13375	87	532	222	715	276	1.0	47.0
Mike Martin	—	193	24	7562	39	710	269	807	300	2.0	23.0
Larry Story	177	192	25	16193	84	697	256	793	294		43.0
Don Lovas	201	203	15	17703	87	712	269	778	291	1.0	47.0
7 - Bar Association Lane 11 HDCP=270 Avg=579											
Alonso Perez	—	123	87	10381	84	484	198	751	287	2.0	46.0
Nick Redman	—	134	77	10075	75	509	200	752	284	2.0	48.0
Joshua Carson	163	162	52	14133	87	629	237	787	296	1.0	43.0
Gary Mulloy	161	160	54	13462	84	588	234	744	286		36.0
Richard Bianco	—	118	91	1780	15	421	169	637	241		3.0
8 - Talent To Spare Lane 10 HDCP=219 Avg=635											
Sandra Jones	135	122	88	8104	66	419	168	683	255		25.0
Paul Montana	166	156	57	13618	87	563	213	740	272	2.0	37.0
Dalton Alexander	—	167	47	10526	63	596	241	734	287		30.0
Ken Bishop	194	190	27	11410	60	675	246	764	287	2.0	36.0
Tom Crane	152	150	63	5410	36	524	185	728	253	2.0	20.0
Roland Griffin	190	bk190	27	593	3	593	222	674	249		2.0
9 - No Chance Lane 14 HDCP=127 Avg=736											
Tracy Head	159	167	47	13556	81	598	224	742	272	2.0	41.0
Chris Andries	185	188	28	15297	81	675	268	764	296	2.0	40.0
Kecia Andries	196	188	28	13013	69	636	254	726	284	3.0	36.0
Donnie Burns	189	193	24	14893	77	647	253	713	280	2.0	36.0
10 - Better Chance Lane 12 HDCP=114 Avg=751											
Karen Burns-Lane	180	175	40	12669	72	639	247	762	283	3.0	45.0
Trisha Burns	182	187	29	13285	71	637	246	733	279	2.0	38.0
Bill Lane	196	196	21	15938	81	676	300	753	327		37.0
Ronnie Burns	192	193	24	15103	78	689	255	764	280	1.0	37.0
Kristina Baker	181	194	23	10495	54	670	243	745	272		27.0

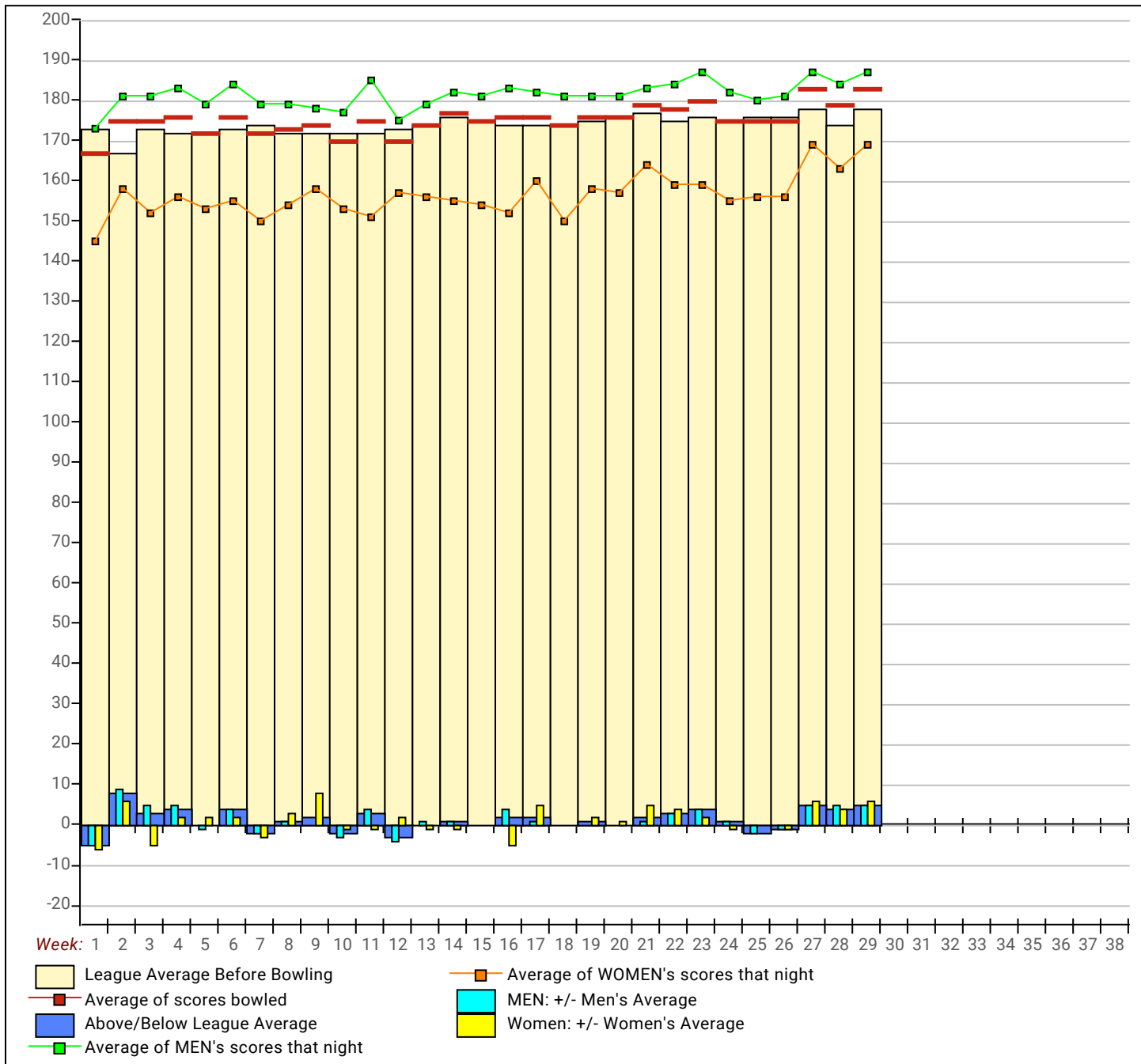
Name	Book Avg	Avg HDCP	Pins	Gms	High Sers	High Game	HDCP Sers	HDCP Game	Last Wk Won	Points Won	
11 - Gutter Chaos Lane 15 HDCP=142 Avg=720											
Matt Hertel	182	176	39	14824	84	661	244	793	284	1.0	38.0
Ryan Adkins	188	188	28	11872	63	656	245	752	279		33.0
Scott Adkins	176	171	44	14433	84	586	215	724	260	2.0	39.0
Chris Adkins	171	185	31	10562	57	654	246	771	277		28.0
Josh D. Holland	171	187	29	5052	27	633	244	768	275	2.0	16.0
12 - Charlie's Chargers Lane 13 HDCP=89 Avg=779											
Theresa Bankston	175	179	36	14002	78	612	232	723	270	2.0	41.0
Patrick Childers	195	200	18	17443	87	707	279	791	301	2.0	53.0
Charlie Richardson III	199	196	21	14758	75	657	265	747	292	1.0	38.0
Kevin Bankston	200	204	14	17813	87	753	286	813	301	2.0	37.0
13 - Miller Time Lane 18 HDCP=139 Avg=723											
Greg Case	193	199	18	15595	78	755	279	810	297	2.0	32.0
Bobby Hall	161	164	50	13319	81	581	217	761	273	3.0	47.0
Chris Hamilton	189	185	31	16108	87	655	297	736	328	2.0	43.0
Gary Hill	188	175	40	14706	84	656	247	740	276	1.0	37.0
Stephanie Bryce	135	129	81	1163	9	412	147	640	223		3.0
14 - Phuket Lane 16 HDCP=85 Avg=784											
Shannon Jones	184	185	31	14440	78	649	239	754	273	3.0	38.0
Jesse Castor	187	195	22	15842	81	669	246	738	270	3.0	42.0
Scott Jones	—	192	25	14405	75	705	257	774	284	2.0	34.0
Trey Castor	213	212	7	17811	84	780	289	807	298	3.0	41.0
15 - Nothing Special Lane 19 HDCP=263 Avg=587											
Angel PinaHardin	151	160	54	10617	66	564	203	735	258	1.0	38.0
Keith Galloway	134	145	67	10465	72	527	235	745	303	2.0	34.0
Doug Williams	144	140	72	5479	39	470	184	681	257		20.0
Richard Turk	—	142	70	11965	84	518	225	734	296	1.0	44.0
Shannon Williams	—	115	94	7984	69	456	174	768	273	3.0	38.0
16 - Bowl-a-Holics Lane 17 HDCP=183 Avg=675											
Shawna Werner	150	146	66	12297	84	537	211	726	274	2.0	36.0
VACANT	—	140	72	0	0	0	0				
Allan Werner	201	197	20	16614	84	689	259	734	274		38.0
Dorian Villegas	196	192	25	13313	69	697	263	784	292	2.0	29.0
17 - The Complete Backyard Lane 22 HDCP=114 Avg=752											
Tyson Akers	172	171	44	14890	87	659	269	785	306		32.0
Amanda Akers	186	174	41	14660	84	602	242	740	288	1.0	41.0
Jesse Callan	198	192	25	16184	84	659	256	731	280	1.0	46.0
Skip Sand	200	215	4	14855	69	738	269	753	276		38.0
18 - MOJO Lane 20 HDCP=65 Avg=806											
Dustin Walters	193	192	25	6347	33	651	266	735	290	1.0	19.0
Steffany Brown	203	199	18	17390	87	689	268	743	288	2.0	46.0
Cyndi Dyche	191	195	22	14672	75	649	259	706	280	2.0	35.0
Joshua Gibbs	211	220	0	19217	87	769	279	769	279	1.0	42.0
Kevin Brown	211	202	16	5465	27	660	245	723	267		14.0

Name	Book Avg	Avg HDCP	Pins	Gms	High Sers	High Game	HDCP Sers	HDCP Game	Last Wk Won	Points Won	
19 - Pop and Prodigies Lane 23 HDCP=98 Avg=769											
Walter Rodriguez	160	174	41	14644	84	603	224	738	274	3.0	52.0
Jordan Rodriguez	171	179	36	15045	84	639	246	741	280	2.0	38.0
Joseph Rodriguez	214	211	8	17754	84	722	279	752	297	2.0	47.0
Joshua Rodriguez	214	205	13	17288	84	716	258	758	272	1.0	40.0
Payton Shlemon	141	bk141	71	451	3	451	165	664	236		2.0
20 - Split Happens Lane 21 HDCP=101 Avg=766											
Michael Keisling	—	177	38	12775	72	621	232	747	273		47.0
Logan Rau	181	188	28	14157	75	666	260	772	289		41.0
Derek Hanrahan	190	191	26	16044	84	687	247	771	275		44.0
Ben Ross	205	210	9	16410	78	777	300	813	309		35.0
21 - Miller Ranch Hands Lane 25 HDCP=289 Avg=557											
Gerald Miller	156	142	70	6855	48	522	200	735	271	1.0	25.0
Kimberly Terry	148	145	67	12660	87	492	201	696	268	1.0	44.0
Mary Hannah Pruett	142	145	67	9624	66	521	196	728	265	2.0	35.0
Brian Terry	—	125	85	9042	72	478	193	771	292		32.0
Denna Branson	119	118	91	1783	15	396	147	666	237		6.0
22 - Here 4 Fun Lane 24 HDCP=188 Avg=670											
Will Foldi	159	162	52	11730	72	626	237	788	291	1.0	26.0
Michelle Marlin	168	155	58	7937	51	540	212	723	271		28.0
Rick Gustafson	182	180	36	12470	69	654	246	774	286	2.0	36.0
Kerry Freeman	171	173	42	13007	75	582	227	730	275	2.0	35.0
Kim Burns	142	139	72	5007	36	485	171	701	243	1.0	18.0
23 - Give Me A Break Lane 2 HDCP=227 Avg=626											
Debbie Pruett	122	122	88	6733	55	448	155	712	243		25.0
Lindsey Halbert	142	141	71	10871	77	507	211	732	285		39.0
Morgan Halbert	172	175	40	14177	81	652	264	784	305		39.0
Earl Pruett	201	188	28	7339	39	768	286	849	313		11.0
Bill Pruett	180	178	37	7483	42	625	226	745	269		20.0
24 - Back Again Lane 26 HDCP=288 Avg=558											
Mecca Halbert	104	114	95	7781	68	391	161	679	258		36.0
Morgan Morris	122	121	89	9111	75	465	187	738	273		34.0
Noah Hudson	160	177	38	14934	84	662	287	767	323		39.0
Casey Morris	152	146	66	10552	72	564	235	771	304		34.0
25 - Odd Balls Lane 3 HDCP=102 Avg=764											
Don Dickerson	—	188	28	16366	87	679	256	776	291	2.0	51.0
Tyler Sims	182	186	30	14574	78	643	254	733	284	1.0	33.0
Curtis Roberson	190	197	20	15200	77	702	267	780	296	3.0	41.0
Dale Farris	184	193	24	14883	77	714	288	816	322	2.0	42.0
26 - Benchwarmers Lane 1 HDCP=157 Avg=704											
Samuel Francis	147	150	63	9939	66	556	227	751	290	3.0	31.0
Nicholas Ditto	131	151	62	8166	54	545	211	785	291	3.0	27.0
Jay Rux	202	205	13	7410	36	733	273	781	289	3.0	17.0
Anthony Young	205	198	19	15461	78	744	278	813	301	3.0	39.0

Temporary Substitutes

Name	Avg HDCP	Pins	Gms	High Game	High Sers	HDCP Game	HDCP Sers	-1-	-2-	-3-	Total	HDCP Total
Fred Arnold	130	81	5763	44	187	488	270	737			0	0
Darrian R. Banks	bk194	23	546	3	193	546	216	615			0	0
James Cleveland Jr.	199	18	13149	66	278	702	312	774			0	0
Mike Czulno	168	46	5066	30	220	562	265	709			0	0
Susan Pogue	123	87	1107	9	141	385	232	658			0	0
Paige Story	133	78	3607	27	175	462	259	720			0	0
Dennis Vineyard	bk189	27	640	3	247	640	274	721			0	0
Joseph Waldinger	bk150	63	1070	6	207	536	270	725			0	0
Kasie Webb	170	45	2049	12	208	535	254	670			0	0

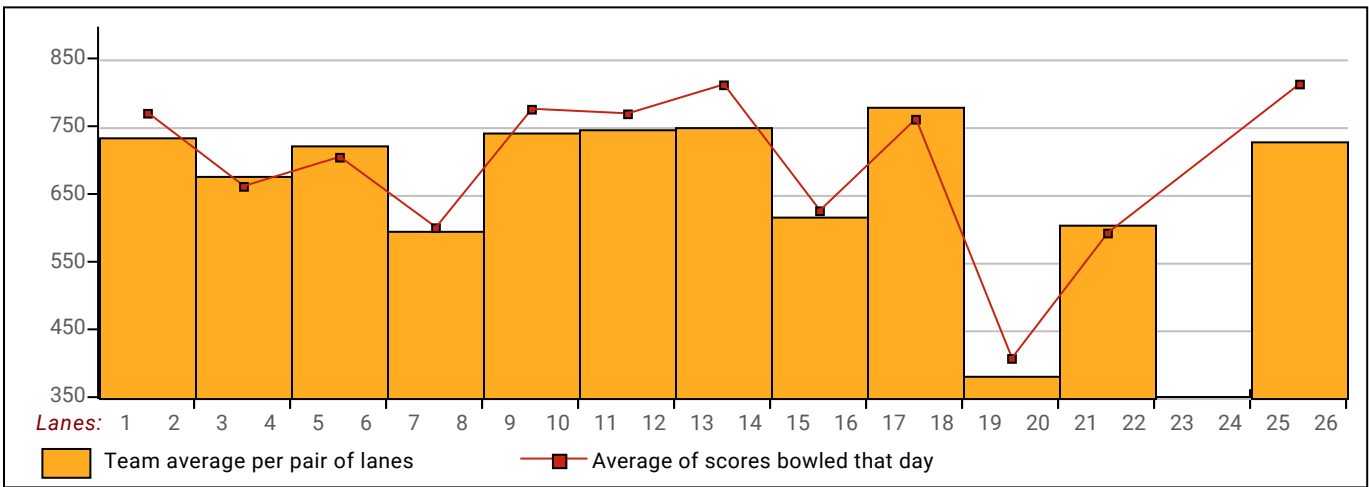
League Average Week-by-Week



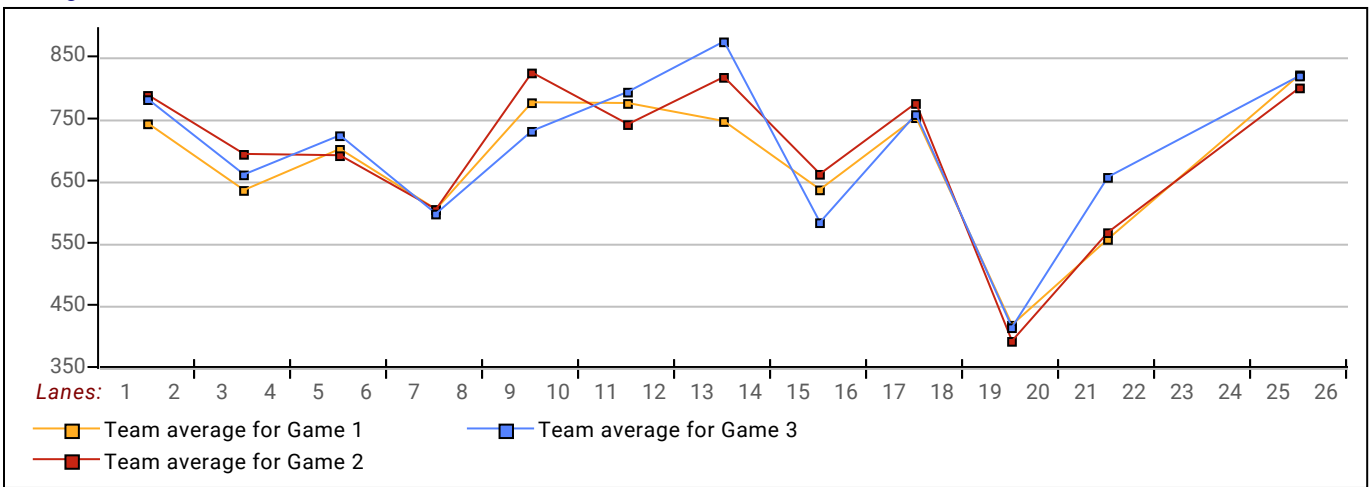
This Week's Statistics

	<u>Over All</u>	<u>Men</u>	<u>Women</u>
How many people bowled	84	66	18
Number of games bowled	252	198	54
Actual average of week's scores	183.20	187.07	169.04
How many games above average	143	112	31
How many games below average	103	82	21
Pins above/below average per game	5.98	5.87	6.37
How many people raised average	50	38	12
by this amount	0.69	0.74	0.55
How many people went down	34	28	6
by this amount	-0.39	-0.39	-0.38
League average before bowling	177.73	181.71	163.15
League average after bowling	177.99	181.97	163.38
Change in league average	0.26	0.26	0.24
800s	--	--	--
775s	1	1	--
750s	--	--	--
725s	1	1	--
700s	2	2	--
675s	2	2	--
650s	6	6	--
625s	5	3	2
600s	10	8	2
575s	7	5	2
550s	7	7	--
525s	13	10	3
500s	8	7	1
475s	2	2	--
450s	6	5	1
425s	4	1	3
400s	6	3	3
below 400	4	3	1
300s	--	--	--
275s	1	1	--
250s	9	9	--
225s	22	18	4
200s	53	42	11
175s	58	49	9
150s	66	53	13
125s	28	19	9
100s	14	7	7
below 100	1	--	1

Team Average vs Avg of Scores



Average of Scores for Each Game



Amount Over/Under Team Average

