

Friday 1:00 pm

Inman's Bowling & Fun Center

Lanes 1 - 14

Secretary: Bob Scheid Treasurer: Mary LaRocque enmlarocque@comcast.net

View Standings on the Web

Visit LeagueSecretary.com - This league's ID number is 82987

Important Announcements

HOUSE JACKPOT: \$2 House Mystery, \$3 Strike It Ritch, \$5 Stay Clean
 =====
 SHOP BOWLING EQUIPMENT www.AboveAllBowling.com PROMO CODE: INMANS5
 *BOWL-OUTS Call ahead to schedule. Mon,Tues,Thurs 10a-5p or 9p-11p.
 Wed+Sat 10a-5p, Sun 12p-5p. Times Subject To Change Based on Business
 ===== U P C O M I N G T O U R N A M E N T S =====
Www.ShaunsTournaments.com & www.Facebook.com/ShausTournaments
ADULTS WIN CASH & YOUTH WIN SCHOLARSHIP
 -8 Is Enough, 8 Games of 8 Pin No Tap. Sunday April 28 at 10:08am
 -King of the Hill Friday's Weekly Tournament 10:00pm May 24 - Aug. 16



Lane Assignments

		1-2	3-4	5-6	7-8	9-10	11-12	13-14
Wk30	03/29	11-12	7- 8	13-14	1- 2	3- 4	5- 6	9-10
Wk31	04/05	6-13	3- 1	9-12	8- 5	7-10	2-11	14- 4
Wk32	04/12	5-14	4- 2	11-10	7- 6	8- 9	1-12	13- 3

Team Standings

Place	Lane	#	Team Name	Points Won	Points Lost	%Won	Scratch Pins	Pins + HDCP Avg	Team High Game	HDCP Game	High Sers	HDCP Sers	Year-To-Date WON	Y-T-D LOST
1	3	7	Spare Time	145	58	71.4	45502	57112 533	632	782	1705	2096	145	58
2	9	3	Just Us	119	84	58.6	41639	56030 464	700	789	1936	2203	119	84
3	6	14	The Old Guys	113	90	55.7	39815	56012 486	555	733	1571	2048	113	90
4	7	1	SPARE NO ONE	109	94	53.7	46522	56563 540	635	766	1842	2181	109	94
5	4	8	Three Amigos	109	94	53.7	38852	55604 442	559	722	1512	2033	109	94
6	12	6	Brothers 2	106	97	52.2	45512	56855 522	636	770	1781	2182	106	97
7	10	4	The Turkeys	106	97	52.2	41350	56203 476	602	769	1628	2132	106	97
8	1	11	Just For Fun	102	101	50.2	42914	55880 494	588	736	1606	2092	102	101
9	2	12	Bowling Fanatics	89	114	43.8	46719	55863 538	637	746	1824	2097	89	114
10	13	9	Try - Hards	89	114	43.8	32712	55590 371	488	738	1285	1993	89	114
11	8	2	Hot Chicks	88	115	43.3	38418	55251 431	591	728	1739	2084	88	115
12	11	5	Alley Cats	88	115	43.3	33725	54797 407	519	749	1340	2030	88	115
13	14	10	Babes With Balls	88	115	43.3	37197	53514 443	530	727	1465	2018	88	115
14	5	13	Split Happens	70	133	34.5	39956	55331 453	607	725	1684	2017	70	133

Review of Last Week's Bowling.....

Lanes	Team Name	HDCP -1-	HDCP -2-	HDCP -3-	HDCP Total	Last Wk WON	Team Name	HDCP -1-	HDCP -2-	HDCP -3-	HDCP Total	Last Wk WON
1-2	SPARE NO ONE	663	655	637	1955	7	Three Amigos	599	565	593	1757	0
3-4	Alley Cats	645	623	687	1955	5	The Turkeys	602	654	602	1858	2
5-6	Spare Time	629	698	720	2047	5	Just For Fun	643	652	622	1917	2
7-8	Try - Hards	721	616	626	1963	3	Split Happens	650	654	649	1953	4
9-10	Babes With Balls	580	599	626	1805	0	The Old Guys	616	638	665	1919	7
11-12	Just Us	635	667	607	1909	5	Hot Chicks	605	615	623	1843	2
13-14	Brothers 2	654	654	663	1971	2	Bowling Fanatics	646	661	682	1989	5

Individual High Averages

Men	Women		
215.74	Art Cobbs	188.33	Sue Rogers
201.11	Speedy Gonzalez	164.79	Sandy Gonzalez
196.48	Don Ruth	162.95	Mary Volcsko
195.68	Bob Pica	157.27	Bonnie Antelek
190.85	Russ Huneryager	154.76	Jodi Blair
184.35	Ken Kizer	148.84	Shirley Luchene
183.77	Larry Viers	145.65	Penny Pica
182.97	Brian Garner	136.22	Sue Fitzgerald
181.80	Ed De St. Jean	132.49	Jan Fink
177.19	Terry Morse	126.95	Norma Mackenzie

Season High Scores

Team Scratch Game	Team Scratch Series	Team Handicap Game	Team Handicap Series
-------------------	---------------------	--------------------	----------------------

Team Scratch Game		Team Scratch Series		Team Handicap Game		Team Handicap Series	
700	Just Us	1936	Just Us	789	Just Us	2203	Just Us
637	Bowling Fanatics	1842	SPARE NO ONE	782	Spare Time	2182	Brothers 2
636	Brothers 2	1824	Bowling Fanatics	770	Brothers 2	2181	SPARE NO ONE
Scratch Game		Scratch Series		Handicap Game		Handicap Series	
Men	297 Bob Pica	745	Bob Pica	324	Bob Pica	826	Bob Pica
	279 Brian Garner	729	Art Cobbs	314	Brian Garner	808	Terry Morse
	279 Art Cobbs	696	Speedy Gonzalez	312	Terry Morse	797	Rayjack Myers
	267 Terry Morse	681	Russ Huneryager	295	Pete Ballestero	790	Brian Garner
	259 Larry Viers	679	Brian Garner	293	Bob Scheid	774	Terry Luchene
				293	Larry Viers		
Women	248 Sue Rogers	621	Sue Rogers	277	Penny Pica	750	Jodi Blair
	221 Sandy Gonzalez	572	Sandy Gonzalez	274	Sue Rogers	743	Penny Pica
	212 Mary Volcsko	564	Jodi Blair	273	Sue Fitzgerald	725	Mary LaRocque
	209 Penny Pica	553	Mary Volcsko	272	Sandy Gonzalez	725	Sandy Gonzalez
	204 Jodi Blair	542	Bonnie Antelek	268	Shirley Luchene	725	Shirley Luchene
	204 Shirley Luchene						
Season Game Over Average Game - Avg=Difference				Season Series over Average Series - Avg=Difference			
Men	297 - 190=107	Bob Pica		745 - 570=175	Bob Pica		
	279 - 181=98	Brian Garner		673 - 510=163	Terry Morse		
	267 - 170=97	Terry Morse		662 - 507=155	Rayjack Myers		
Women	209 - 144=65	Penny Pica		564 - 453=111	Jodi Blair		
	184 - 121=63	Sue Fitzgerald		539 - 432=107	Penny Pica		
	149 - 90=59	Cathie Marcinski		482 - 390=92	Mary LaRocque		

Last Week's Top Scores

Team Scratch Game		Team Scratch Series		Team Handicap Game		Team Handicap Series	
606	Spare Time	1705	Spare Time	721	Try - Hards	2047	Spare Time
573	Bowling Fanatics	1662	Bowling Fanatics	720	Spare Time	1989	Bowling Fanatics
557	SPARE NO ONE	1637	SPARE NO ONE	687	Alley Cats	1971	Brothers 2
Scratch Game		Scratch Series		Handicap Game		Handicap Series	
Men	259 Larry Viers	672	Art Cobbs	293	Larry Viers	730	Russ Huneryager
	244 Russ Huneryager	649	Russ Huneryager	271	Russ Huneryager	725	Larry Viers
	241 Art Cobbs	623	Larry Viers	264	Don Spratley	708	Tim Wierschke
	225 Ed De St. Jean	607	Don Ruth	260	Ed De St. Jean	707	Don Spratley
	221 Terry Morse	591	Jim Daubenheyer	260	Terry Morse	704	Terry Morse
	221 Don Spratley						
Women	207 Sue Rogers	595	Sue Rogers	252	Bonnie Antelek	682	Sue Rogers
	196 Tracy Tomak	508	Mary Volcsko	237	Tracy Tomak	676	Bonnie Antelek
	195 Bonnie Antelek	505	Bonnie Antelek	236	Sue Rogers	664	Mary Volcsko
	177 Mary Volcsko	497	Tracy Tomak	229	Mary Volcsko	651	Mary LaRocque
	176 Sandy Gonzalez	489	Sandy Gonzalez	226	Sandy Gonzalez	639	Sandy Gonzalez
Weekly Game Over Average Game - Avg=Difference				Weekly Series over Average Series - Avg=Difference			
Men	259 - 182=77	Larry Viers		649 - 567=82	Russ Huneryager		
	244 - 189=55	Russ Huneryager		623 - 546=77	Larry Viers		
	221 - 172=49	Don Spratley		564 - 498=66	Tim Wierschke		
Women	195 - 156=39	Bonnie Antelek		505 - 468=37	Bonnie Antelek		
	196 - 174=22	Tracy Tomak		595 - 561=34	Sue Rogers		
	207 - 187=20	Sue Rogers		366 - 342=24	Mary LaRocque		

Most Improved Average

Men	173 to 184.35 = +11.35	Ken Kizer	168 to 177.19 = +9.19	Terry Morse	147 to 156.07 = +9.07	Bill Utley
Women	134 to 148.84 = +14.84	Shirley Luchene	136 to 145.65 = +9.65	Penny Pica	82 to 90.55 = +8.55	Katherine Miltz

Team Rosters

Name	True		HDCP							High		HDCP		To Raise		To Drop		Most Improved		
	Average	HDCP	Pins	Gms	-1-	-2-	-3-	Total	Total	Game	Game	Sers	Sers	Avg +1	Avg -1	200's	600's	Avg	+/-	
1 - SPARE NO ONE	Lane 7	HDCP=106	Avg=540																	
Terry Luchene	157.04	56	8480	54	131	158	170	459	627	215	277	594	774	526	468	4	--	151	+6.04	
Terry Morse	177.19	38	14884	84	221	192	174	587	704	267	312	673	808	602	514	17	4	168	+9.19	
Jim Daubenheyer	206.42	12	9908	48	205	199	187	591	624	245	262	701	755	649	597	33	9	206	+0.42	

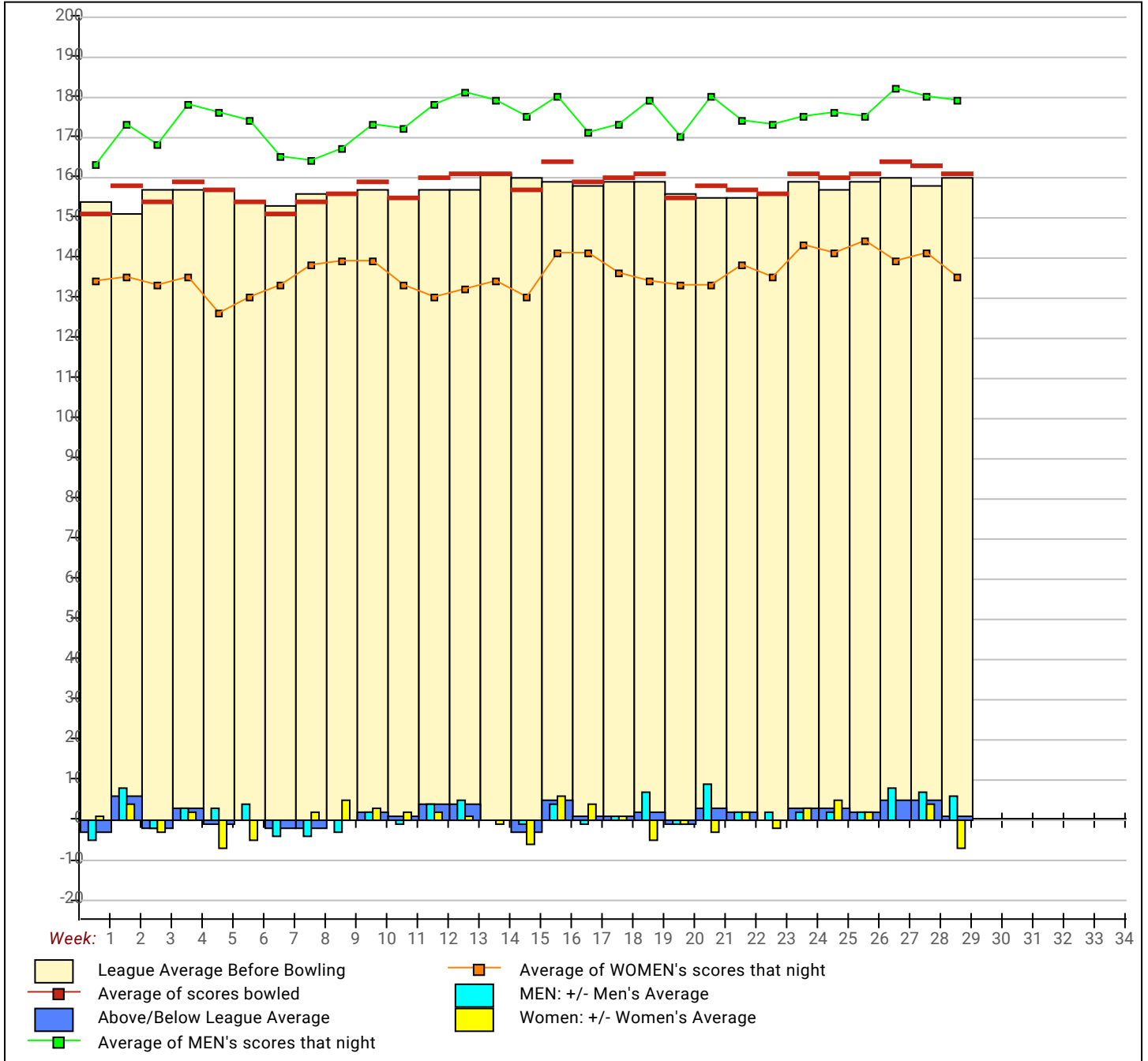
Name	True		Pins	Gms	-1-	-2-	-3-	Total	HDCP Total	High Game	HDCP Game	High Sers	HDCP Sers	To Raise Avg +1	To Drop Avg -1	200's	600's	Most Improved	
	Average	HDCP																Avg +/-	Avg +/-
2 - Hot Chicks Lane 8 HDCP=204 Avg=431																			
Ellen Jensen	119.20	90	8225	69				0	0	160	251	428	707	415	342	--	--	112	+7.20
Shirley Luchene	148.84	64	12056	81	159	103	133	395	584	204	268	533	725	460	375	1	--	134	+14.84
Sandy Gonzalez	164.79	50	13348	81	151	162	176	489	639	221	272	572	725	512	427	2	--	165	-0.21
3 - Just Us Lane 9 HDCP=175 Avg=464																			
Kathy Hobbs	115.61	94	7630	66	86	128	90	304	583	163	258	418	703	374	304	--	--	130	-14.39
Tim Wierschke	167.16	47	10531	63	202	192	170	564	708	218	268	564	710	557	490	5	--	176	-8.84
Brian Garner	182.97	34	13723	75	a172	a172	a172	516	618	279	314	679	790	551	472	17	4	179	+3.97
4 - The Turkeys Lane 10 HDCP=164 Avg=476																			
Sue Fitzgerald	136.22	75	11851	87	127	140	116	383	608	184	273	479	712	479	388	--	--	137	-0.78
Penny Pica	145.65	67	11798	81				0	0	209	277	539	743	466	381	1	--	136	+9.65
Bob Pica	195.68	22	15850	81	a185	a185	a185	555	621	297	324	745	826	614	529	31	9	192	+3.68
5 - Alley Cats Lane 11 HDCP=226 Avg=407																			
Don Spratley	173.91	42	9913	57	189	168	221	578	707	230	278	606	753	527	466	9	1	173	+0.91
Mary LaRoque	115.21	94	8871	77	119	118	129	366	651	185	266	482	725	409	328	--	--	124	-8.79
Margy Boyce	119.62	90	8254	69	a109	a109	a109	327	597	165	256	425	687	386	313	--	--	117	+2.62
6 - Brothers 2 Lane 12 HDCP=123 Avg=522																			
John Walters	158.54	55	13317	84	117	171	162	450	615	208	281	543	759	516	428	4	--	155	+3.54
Rayjack Myers	174.93	41	14694	84	171	137	198	506	626	232	274	662	797	531	443	16	2	166	+8.93
Russ Huneryager	190.85	27	16031	84	244	224	181	649	730	256	289	681	771	586	498	33	8	192	-1.15
7 - Spare Time Lane 3 HDCP=113 Avg=533																			
Ed De St. Jean	181.80	35	15271	84	153	190	225	568	673	235	271	622	744	563	475	25	4	176	+5.80
Bob Scheid	168.94	46	14191	84	168	179	200	547	685	244	293	585	734	512	424	10	--	168	+0.94
Ken Kizer	184.35	32	12167	66	194	215	181	590	689	233	278	617	733	598	528	14	1	173	+11.35
Janice Scheid	148.03	64	4441	30				0	0	183	246	517	712	476	442	--	--	145	+3.03
8 - Three Amigos Lane 4 HDCP=195 Avg=442																			
Norma Mackenzie	126.95	84	9902	78	a116	a116	a116	348	600	174	260	460	715	385	303	--	--	135	-8.05
Chris A. McCord	115.55	94	7973	69	106	75	119	300	579	151	247	417	705	379	306	--	--	115	+0.55
Speedy Gonzalez	201.11	17	16893	84	184	181	165	530	578	257	271	696	755	681	593	48	16	205	-3.89
9 - Try - Hards Lane 13 HDCP=259 Avg=371																			
Katherine Miltz	90.55	117	7878	87	87	82	85	254	605	119	236	304	670	312	221	--	--	82	+8.55
Cathie Marcinski	98.01	109	7351	75	114	98	91	303	633	149	266	346	685	371	292	--	--	101	-2.99
Larry Viers	183.77	33	15437	84	259	175	189	623	725	259	293	623	730	571	483	21	5	183	+0.77
10 - Babes With Balls Lane 14 HDCP=194 Avg=443																			
Bonnie Antelek	157.27	56	12267	78	164	146	195	505	676	203	263	542	722	531	449	2	--	153	+4.27
Jodi Blair	154.76	59	7893	51	137	140	130	407	581	204	263	564	750	477	422	2	--	166	-11.24
Jan Fink	132.49	79	9142	69	86	120	108	314	548	186	266	468	711	434	361	--	--	131	+1.49
11 - Just For Fun Lane 1 HDCP=148 Avg=494																			
Curt Hill	142.12	70	10659	75	a132	a132	a132	396	606	192	259	494	698	495	416	--	--	140	+2.12
David Corneil	156.09	57	12643	81	150	168	152	470	641	211	277	551	737	545	460	5	--	155	+1.09
Don Ruth	196.48	21	15915	81	213	204	190	607	670	257	274	648	717	633	548	37	14	195	+1.48
12 - Bowling Fanatics Lane 2 HDCP=109 Avg=538																			
Mary Volcsko	162.95	52	13199	81	168	163	177	508	664	212	265	553	712	493	408	4	--	165	-2.05
Jim Volcsko Sr	161.43	53	13560	84	147	180	155	482	641	227	269	639	765	534	446	5	1	160	+1.43
Art Cobbs	215.74	4	17475	81	222	209	241	672	684	279	283	729	739	669	584	63	24	218	-2.26
13 - Split Happens Lane 5 HDCP=184 Avg=453																			
Bill Utley	156.07	57	9520	61	a146	a146	a146	438	609	200	258	502	673	528	463	1	--	147	+9.07
Sue M. Rogers	188.33	28	12995	69	207	193	195	595	682	248	274	621	719	613	540	22	6	187	+1.33
Rob Rogers	109.91	99	4946	45	112	130	123	365	662	145	245	396	678	334	285	--	--		
14 - The Old Guys Lane 6 HDCP=155 Avg=486																			
Pete Ballestero	168.33	46	14645	87	172	165	183	520	658	245	295	595	746	565	474	8	--	163	+5.33
Dan Demmon	154.11	59	10171	66	143	169	167	479	659	226	287	526	742	524	454	2	--	153	+1.11
Cheryl Hartwig	164.43	50	4933	30	146	149	160	455	602	248	296	566	717	512	478	3	--		

Temporary Substitutes

Name	True		Pins	Gms	-1-	-2-	-3-	Total	HDCP Total	High Game	HDCP Game	High Sers	HDCP Sers	To Raise Avg +1	To Drop Avg -1	200's	600's	Most Improved	
	Average	HDCP																Avg +/-	Avg +/-
Karen M. Bates	141.83	71	4255	30				0	0	212	277	485	695	431	397	1	--	141	+0.83
James Delgado	147.83	65	1774	12				0	0	187	231	540	648	446	430	--	--		
Melody Delgado	132.33	79	397	3				0	0	145	224	397	634	401	394	--	--		
Ruth Eskilson	131.42	80	4337	33				0	0	212	296	507	759	415	378	1	--	140	-8.58
Dan Fitzgerald	145.52	67	3929	27	126	165	137	428	629	195	267	473	682	451	420	--	--	147	-1.48
Brian Flynn	193.46	24	4643	24				0	0	240	273	677	767	595	567	10	2	198	-4.54
Carol Horner	137.28	74	2471	18				0	0	183	272	457	724	427	405	--	--		

Name	True		Pins	Gms	-1-	-2-	-3-	Total	HDCP	High	HDCP	High	HDCP	To Raise	To Drop	Most Improved	
	Average	HDCP							Total	Game	Sers	Sers	Avg +1	Avg -1	200's	600's	Avg
Harry Horner	148.50	64	3564	24				0	0	190	241	490	643	459	431	--	--
Cindy Huneryager		90	0	0				0	0	0		0				--	--
Jim Jaske	122.27	88	1834	15				0	0	166	254	401	674	380	361	--	--
Sue Jensen		90	0	0				0	0	0		0				--	--
Jim Mink Sr	162.14	52	3405	21				0	0	208	262	525	687	507	482	1	--
Kay Olson		78	0	0				0	0	0		0				--	--
Tim S. Olson		63	0	0				0	0	0		0				--	--
Cheryl Rutkowski	147.00	65	441	3				0	0	160	225	441	636	447	440	--	--
John Stephens	174.96	41	4199	24				0	0	235	282	663	804	526	498	6	1
Tracy Tomak	170.00	45	1020	6	141	196	160	497	620	196	237	523	646	519	509	--	--
Rick Watts	151.25	62	1815	12				0	0	197	256	471	651	465	449	--	--
Ziggy Zaragoza	221.86	0	7987	36				0	0	277	277	741	744	671	631	32	12
																230	-8.14

League Average Week-by-Week



Important Messages

HOUSE MYSTERY POT: \$2.00 to Enter, Covers Games 1 & 2 ONLY
 Circle The Number Next To Your Name and Drop Your \$2 In The Bucket

Alphabetical List of All Members of This League

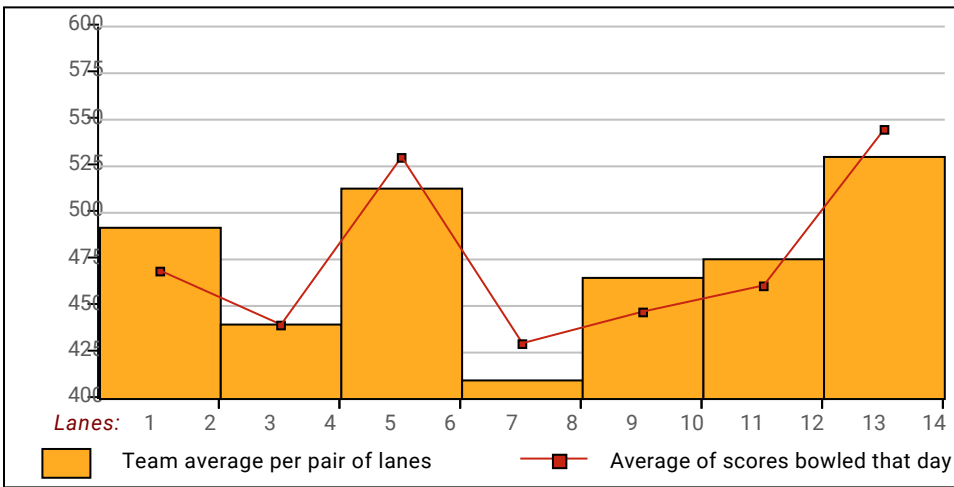
Lane				True				Lane				True			
NxtWk	Team	Name	Average	Pins	Gms	HDCP	NxtWk	Team	Name	Average	Pins	Gms	HDCP		
1	14	10	Antelek, Bonnie	157.27	12267	78	56	32	11	5	LaRocque, Mary	115.21	8871	77	94
2	6	14	Ballestero, Pete	168.33	14645	87	46	33	8	2	Luchene, Shirley	148.84	12056	81	64
3		0	Bates, Karen M.	141.83	4255	30	71	34	7	1	Luchene, Terry	157.04	8480	54	56
4	14	10	Blair, Jodi	154.76	7893	51	59	35	4	8	Mackenzie, Norma	126.95	9902	78	84
5	11	5	Boyce, Margy	119.62	8254	69	90	36	13	9	Marcinski, Cathie	98.01	7351	75	109
6	2	12	Cobbs, Art	215.74	17475	81	4	37	4	8	McCord, Chris A.	115.55	7973	69	94
7	1	11	Corneil, David	156.09	12643	81	57	38	13	9	Miltz, Katherine	90.55	7878	87	117
8	7	1	Daubenheyser, Jim	206.42	9908	48	12	39	0	0	Mink Sr, Jim	162.14	3405	21	52
9	3	7	De St. Jean, Ed	181.80	15271	84	35	40	7	1	Morse, Terry	177.19	14884	84	38
10		0	Delgado, James	147.83	1774	12	65	41	12	6	Myers, Rayjack	174.93	14694	84	41
11		0	Delgado, Melody	132.33	397	3	79	42		0	Olson, Kay		0	0	78
12	6	14	Demmon, Dan	154.11	10171	66	59	43		0	Olson, Tim S.		0	0	63
13		0	Eskilson, Ruth	131.42	4337	33	80	44	10	4	Pica, Penny	145.65	11798	81	67
14	14	10	Fink, Jan	132.49	9142	69	79	45	10	4	Pica, Bob	195.68	15850	81	22
15	10	4	Fitzgerald, Dan	145.52	3929	27	67	46	5	13	Rogers, Rob	109.91	4946	45	99
16	10	4	Fitzgerald, Sue	136.22	11851	87	75	47	5	13	Rogers, Sue M.	188.33	12995	69	28
17		0	Flynn, Brian	193.46	4643	24	24	48	1	11	Ruth, Don	196.48	15915	81	21
18	9	3	Garner, Brian	182.97	13723	75	34	49		0	Rutkowski, Cheryl	147.00	441	3	65
19	8	2	Gonzalez, Sandy	164.79	13348	81	50	50	3	7	Scheid, Bob	168.94	14191	84	46
20	4	8	Gonzalez, Speedy	201.11	16893	84	17	51	3	7	Scheid, Janice	148.03	4441	30	64
21	6	14	Hartwig, Cheryl	164.43	4933	30	50	52	11	5	Spratley, Don	173.91	9913	57	42
22	1	11	Hill, Curt	142.12	10659	75	70	53		0	Stephens, John	174.96	4199	24	41
23	9	3	Hobbs, Kathy	115.61	7630	66	94	54	8	2	Tomak, Tracy	170.00	1020	6	45
24		0	Horner, Carol	137.28	2471	18	74	55	5	13	Utlely, Bill	156.07	9520	61	57
25		0	Horner, Harry	148.50	3564	24	64	56	13	9	Viers, Larry	183.77	15437	84	33
26		0	Huneryager, Cindy		0	0	90	57	2	12	Volcsko Sr, Jim	161.43	13560	84	53
27	12	6	Huneryager, Russ	190.85	16031	84	27	58	2	12	Volcsko, Mary	162.95	13199	81	52
28		0	Jaske, Jim	122.27	1834	15	88	59	12	6	Walters, John	158.54	13317	84	55
29	8	2	Jensen, Ellen	119.20	8225	69	90	60		0	Watts, Rick	151.25	1815	12	62
30		0	Jensen, Sue		0	0	90	61	9	3	Wierschke, Tim	167.16	10531	63	47
31	3	7	Kizer, Ken	184.35	12167	66	32	62		0	Zaragoza, Ziggy	221.86	7987	36	0

Men & Women, Left & Right Handed Statistics

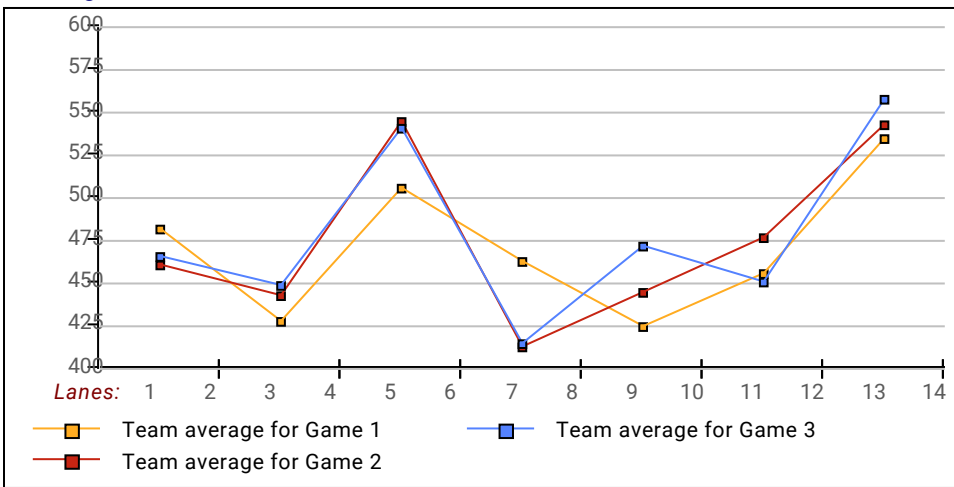
Unless designated left handed, bowlers are considered right handed.

	<u>Over All</u>	<u>M-Rt</u>	<u>M-Left</u>	<u>W-Rt</u>	<u>W-Left</u>
How many people bowled	36	20	1	15	0
Number of games bowled	108	60	3	45	0
Actual average of week's scores	160.56	178.12	192.67	135.00	0.00
How many games above average	55	34	2	19	0
How many games below average	52	25	1	26	0
Pins above/below average per game	1.31	5.77	20.67	-5.93	0.00
How many people raised average by this amount	19 0.49	13 0.52	1 1.04	5 0.31	-- 0.00
How many people went down by this amount	17 -0.80	7 -0.39	-- 0.00	10 -1.08	-- 0.00
League average before bowling	159.80	172.78	172.87	141.62	0.00
League average after bowling	159.68	172.98	173.91	141.00	0.00
Change in league average	-0.12	0.20	1.04	-0.62	0.00
800s	--	--	--	--	--
775s	--	--	--	--	--
750s	--	--	--	--	--
725s	--	--	--	--	--
700s	--	--	--	--	--
675s	--	--	--	--	--
650s	1	1	--	--	--
625s	1	1	--	--	--
600s	2	2	--	--	--
575s	5	3	1	1	--
550s	2	2	--	--	--
525s	2	2	--	--	--
500s	4	2	--	2	--
475s	4	2	--	2	--
450s	4	3	--	1	--
425s	1	1	--	--	--
400s	1	--	--	1	--
below 400	9	1	--	8	--
300s	--	--	--	--	--
275s	--	--	--	--	--
250s	1	1	--	--	--
225s	3	3	--	--	--
200s	12	10	1	1	--
175s	24	17	1	6	--
150s	28	19	1	8	--
125s	19	7	--	12	--
100s	12	3	--	9	--
below 100	9	--	--	9	--

Team Average vs Avg of Scores



Average of Scores for Each Game



Amount Over/Under Team Average

