



Rollhouse of Parma

*** No points were awarded last week! ***
*** Have FUN! No points awarded this week! ***

Somewhat Important Message

Final awards total
Men-127 Women-60

Team Standings

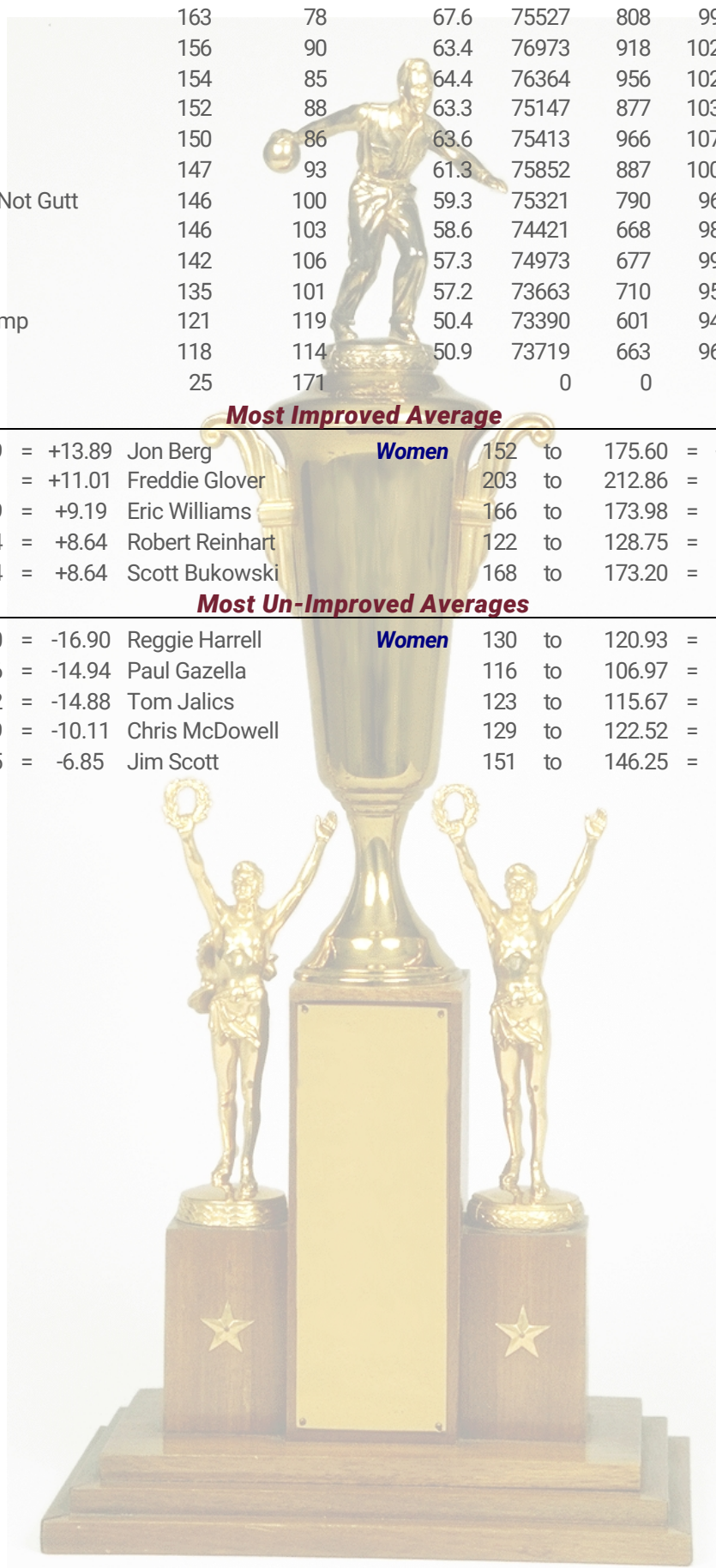
Place	#	Team Name	Points Won	Points Lost	%Won	Pins + HDCP	High Game	HDCP Game	High Sers	HDCP Sers	Games Won
1	7	The Hamboners	171	74	69.8	76755	962	1057	2647	2849	54 ½
2	14	Balls Deep	168	79	68.0	77391	960	1040	2652	2894	52
3	11	Those F'n Guys	168	81	67.5	75864	771	1001	2199	2853	51
4	13	Puck Buddies	163	78	67.6	75527	808	996	2283	2847	52 ½
5	6	Where's Brad?	156	90	63.4	76973	918	1021	2663	2983	45 ½
6	12	Strike Force	154	85	64.4	76364	956	1024	2676	2827	49 ½
7	4	Lickety Split	152	88	63.3	75147	877	1034	2416	2887	45
8	15	Pin Pushers	150	86	63.6	75413	966	1077	2412	2736	51
9	1	Pin Benders	147	93	61.3	75852	887	1000	2491	2830	44 ½
10	5	I Can't Believe It's Not Gutt	146	100	59.3	75321	790	964	2246	2759	41 ½
11	9	Up Your Alley	146	103	58.6	74421	668	985	1779	2718	43 ½
12	3	Alley Oops	142	106	57.3	74973	677	992	1853	2733	39 ½
13	8	High Rollers	135	101	57.2	73663	710	958	2011	2707	44
14	2	This Place is a Dump	121	119	50.4	73390	601	946	1737	2700	34
15	10	Girls Night Out	118	114	50.9	73719	663	969	1823	2745	36
16	16	BYE	25	171		0	0	0	0	0	12

Most Improved Average

Men	Score	Change	Name	Women	Score	Change	Name
131	to	144.89 = +13.89	Jon Berg	152	to	175.60 = +23.60	Allison Schock
182	to	193.01 = +11.01	Freddie Glover	203	to	212.86 = +9.86	Courtney Hegedus
163	to	172.19 = +9.19	Eric Williams	166	to	173.98 = +7.98	Linda Newton
208	to	216.64 = +8.64	Robert Reinhart	122	to	128.75 = +6.75	Colette Glover
186	to	194.64 = +8.64	Scott Bukowski	168	to	173.20 = +5.20	Lynn Reinhart

Most Un-Improved Averages

Men	Score	Change	Name	Women	Score	Change	Name
188	to	171.10 = -16.90	Reggie Harrell	130	to	120.93 = -9.07	Lisa Oblak
205	to	190.06 = -14.94	Paul Gazella	116	to	106.97 = -9.03	Jessica Hensler
169	to	154.12 = -14.88	Tom Jalics	123	to	115.67 = -7.33	Tonya Cordeiro
211	to	200.89 = -10.11	Chris McDowell	129	to	122.52 = -6.48	Mary Helen Mctaggart
95	to	88.15 = -6.85	Jim Scott	151	to	146.25 = -4.75	Cheryl Glover



National Association Awards Earned Last Week

Name	USBC ID Number	Award Average	Award Games	G1	G2	G3	Series	Award Score	Award Received
Ben Baranovic	____-____	237	66	276	248	197	721	721	(repeat) 700 Series Award (TNBA Awards)
Chris Baranovic	____-____	222	78	278	276	185	739	739	(repeat) 700 Series Award (TNBA Awards)
Courtney Hegedus	____-____	211	54	256	255	183	694	694	(repeat) 600 Series Award (TNBA Awards)
Steve Janovich	147810	215		278	227	188	693	278	11 In A Row (TNBA Awards)
Jimmy Nemeth	____-____	203	72	222	277	210	709	709	700 Series Award (TNBA Awards)
Brad Reinhart	____-____	213	84	268	258	202	728	728	(repeat) 700 Series Award (TNBA Awards)
Justin Sulima	____-____	219	84	225	190	299	714	714	(repeat) 700 Series Award (TNBA Awards)
	____-____	219	84	225	190	299	714	299	299 Game (TNBA Awards)

Local and Bowling Center Awards

Name	USBC ID Number	Award Average	Award Games	G1	G2	G3	Series	Award Score	Award Received
Dan Agins	9827-50379 USBC	143	27	203	196	157	556	556	(repeat) 500 Series (Local Assoc. Awards)
	9827-50379 USBC	143	27	203	196	157	556	203	(repeat) 200 Game (Local Assoc. Awards)
Gail Smith	4472-3636 USBC	132	54	178	131	124	433	178	(repeat) 175 Game (Local Assoc. Awards)
Justin Sulima	9827-57322 USBC	219		225	190	299	714	299	11 in a row (Local Assoc. Awards)

Season High Scores

Team Scratch Series		Team Handicap Series		Team Scratch Game		Team Handicap Game	
2676	Strike Force	2983	Where's Brad?	966	Pin Pushers	1057	The Hamboners
2652	Balls Deep	2887	Lickety Split	960	Balls Deep	1034	Lickety Split
2647	The Hamboners	2853	Those F'n Guys	956	Strike Force	1021	Where's Brad?
2491	Pin Benders	2847	Puck Buddies	887	Pin Benders	1001	Those F'n Guys
2412	Pin Pushers	2759	I Can't Believe It's Not Gutt	808	Puck Buddies	992	Alley Oops
Scratch Series		Handicap Series		Scratch Game		Handicap Game	
Men	792 Ben Baranovic	865	Will Hinegardner	300	Ben Baranovic	337	Jason Schurdell
	781 Chris Baranovic	827	Reggie Harrell	299	Steve Janovich	317	Michael Newton
	765 Dusty Clark	808	Freddie Glover	299	Justin Sulima	312	Eric Williams
	759 Robert Reinhart	805	Ryan Hill	288	Ryan Hill	307	Will Hinegardner
	759 Justin Sulima	797	Michael Newton	279	Freddie Glover	305	Paul Gazella
				279	Dave Chahulski		
				279	Chris Baranovic		
				279	Dusty Clark		
Women	761 Kirstie Tedick	810	Stacy Sulima	268	Kirstie Tedick	305	Allison Schock
	738 Courtney Hegedus	800	Michelle Robinson	265	Courtney Hegedus	301	Stacy Sulima
	628 Allison Schock	761	Colette Glover	255	Lynn Reinhart	294	Linda Newton
	619 Lynn Reinhart	751	Linda Newton	215	Michelle Robinson	290	Colette Glover
	555 Tina Gregory	746	Gail Smith	212	Tina Gregory	276	Lesley Dahlin
Season Game Over Average Game - Avg=Difference		Season Series over Average Series - Avg=Difference					
Men	276 - 152=124 Jason Schurdell	703 - 480=223 Will Hinegardner					
	297 - 197=100 Michael Newton	686 - 501=185 Reggie Harrell					
	258 - 159=99 Eric Williams	718 - 558=160 Freddie Glover					
	254 - 161=93 Will Hinegardner	727 - 573=154 Ryan Hill					
	256 - 167=89 Reggie Harrell	508 - 357=151 Bobby Mattaline					
	269 - 180=89 Paul Gazella						
Women	257 - 166=91 Allison Schock	693 - 528=165 Stacy Sulima					
	256 - 170=86 Stacy Sulima	629 - 468=161 Michelle Robinson					
	255 - 170=85 Lynn Reinhart	497 - 366=131 Colette Glover					
	202 - 122=80 Colette Glover	761 - 633=128 Kirstie Tedick					
	247 - 167=80 Linda Newton	628 - 510=118 Allison Schock					

Last Week's Top Scores

Team Scratch Game		Team Scratch Series		Team Handicap Game		Team Handicap Series	
938	The Hamboners	2540	Strike Force	1057	The Hamboners	2840	The Hamboners
861	Strike Force	2483	The Hamboners	932	Those F'n Guys	2691	I Can't Believe It's
831	Balls Deep	2330	Where's Brad?	929	Balls Deep	2657	Strike Force
799	Where's Brad?	2289	Balls Deep	919	I Can't Believe It's Not Gutt	2655	Those F'n Guys
786	Pin Pushers	2268	Pin Pushers	913	Girls Night Out	2621	Where's Brad?
Scratch Game		Scratch Series		Handicap Game		Handicap Series	
Men	299 Justin Sulima	739	Chris Baranovic	299	Justin Sulima	763	Dan Agins
	278 Steve Janovich	728	Brad Reinhart	292	Jimmy Nemeth	754	Jimmy Nemeth
	278 Chris Baranovic	721	Ben Baranovic	282	Steve Janovich	746	Brad Reinhart
	277 Jimmy Nemeth	714	Justin Sulima	278	Chris Baranovic	739	Chris Baranovic
	276 Ben Baranovic	709	Jimmy Nemeth	276	Ben Baranovic	721	Ben Baranovic
Women	256 Courtney Hegedus	694	Courtney Hegedus	265	Tina Gregory	718	Courtney Hegedus
	210 Kirstie Tedick	588	Kirstie Tedick	264	Courtney Hegedus	698	Michelle Robinson
	205 Lynn Reinhart	548	Lynn Reinhart	257	Gail Smith	683	Colette Glover
	205 Tina Gregory	536	Michelle Robinson	252	Michelle Robinson	682	Lori Deertz
	198 Michelle Robinson	520	Stacy Sulima	248	Lynn Reinhart	677	Lynn Reinhart
				248	Cheryl Glover		
Weekly Game Over Average Game - Avg=Difference		Weekly Series over Average Series - Avg=Difference					
Men	299 - 219=80 Justin Sulima	556 - 429=127 Dan Agins					
	277 - 203=74 Jimmy Nemeth	709 - 609=100 Jimmy Nemeth					
	278 - 215=63 Steve Janovich	728 - 639=89 Brad Reinhart					
	203 - 143=60 Dan Agins	739 - 666=73 Chris Baranovic					
	278 - 222=56 Chris Baranovic	630 - 564=66 Paul Gazella					

Name	Pins	Gms	True Average	150's	200's	250's	500's	600's	700's	High Game	HDCP Game	High Sers	HDCP Sers
9 - Up Your Alley													
Lesley Dahlin	10120	84	120.48	7	--	--	--	--	--	191	276	435	702
Angela Miller	9224	80	115.30	4	--	--	--	--	--	164	260	416	698
Eric Williams	11881	69	172.19	37	12	2	10	3	--	258	312	607	780
Jon Berg	10432	72	144.89	29	1	--	2	--	--	209	286	527	734
Nick Gatto	2736	24	114.00	2	--	--	--	--	--	151	247	406	654
10 - Girls Night Out													
Tracy Vancucha	4687	36	130.19	4	--	--	--	--	--	166	251	488	743
Lisa Oblak	3628	30	120.93	3	--	--	--	--	--	159	248	426	699
Lori Deertz	12386	87	142.37	29	--	--	--	--	--	189	261	478	703
Tina Gregory	13388	87	153.89	43	4	--	6	--	--	212	273	555	738
Melanie Blankenburg	4630	36	128.61	8	--	--	--	--	--	175	266	467	736
Michele Holbrook	3662	33	110.97	1	--	--	--	--	--	150	246	404	692
11 - Those F'n Guys													
Colette Glover	10429	81	128.75	10	1	--	--	--	--	202	290	497	761
Carrie Nemeth	10949	81	135.17	16	--	--	1	--	--	182	261	500	737
Freddie Glover	15634	81	193.01	37	34	2	19	6	1	279	304	718	808
Jimmy Nemeth	15340	75	204.53	29	38	4	10	14	1	277	292	709	755
Chrissy Dozier	2356	15	157.07	9	--	--	1	--	--	193	254	528	711
12 - Strike Force													
Jerry Bodner	16058	87	184.57	62	20	1	22	5	--	268	302	673	772
Courtney Hegedus	12133	57	212.86	21	28	8	4	14	1	265	277	738	768
Kirstie Tedick	9695	45	215.44	13	28	4	3	11	1	268	274	761	785
Dusty Clark	19689	87	226.31	15	57	15	--	20	9	279	279	765	765
Tina Hegedus	4429	27	164.04	16	3	--	3	--	--	206	255	535	699
Diana Bodner	2670	15	178.00	10	4	--	4	--	--	216	260	585	717
Bob Hegedus	1886	12	157.17	7	1	--	1	--	--	202	237	533	664
Jeremy Bodner	3525	18	195.83	13	5	--	5	1	--	245	265	616	676
13 - Puck Buddies													
Tom Jalics	5086	33	154.12	16	2	--	1	--	--	245	306	552	735
Chuck Milota	6997	48	145.77	16	--	--	1	--	--	191	261	518	731
Stacy Sulima	9771	54	180.94	34	11	1	11	2	--	256	301	693	810
Justin Sulima	19166	87	220.30	20	59	8	4	17	8	299	299	759	780
Kevin McLaughlin	4501	33	136.39	9	1	--	1	--	--	204	276	503	719
Jim Cabanes	5870	42	139.76	13	--	--	--	--	--	191	269	497	733
Jon Carlson	5074	39	130.10	8	1	--	--	--	--	222	304	447	693
14 - Balls Deep													
Frank Legrone	16066	87	184.67	51	25	1	20	6	--	256	293	678	784
Chris McDowell	16875	84	200.89	35	41	3	9	17	--	277	294	686	766
Reggie Harrell	13859	81	171.10	44	11	3	16	1	--	256	303	686	827
Steve Janovich	18799	87	216.08	25	54	8	6	19	4	299	303	722	756
Chuck Costic	1246	6	207.67	2	4	--	1	1	--	238	257	664	721
Greg Hale	538	3	179.33	2	1	--	1	--	--	208	211	538	547
15 - Pin Pushers													
Allison Schock	14750	84	175.60	59	12	2	15	4	--	257	305	628	763
Linda Newton	15136	87	173.98	63	12	--	20	2	--	247	294	610	751
Michael Newton	14290	72	198.47	35	33	3	13	9	1	297	317	734	797
Matt Werner	3952	18	219.56	1	17	--	--	6	--	246	246	674	674
16 - BYE													
VACANT	0	0	--	--	--	--	--	--	--	0		0	
VACANT	0	0	--	--	--	--	--	--	--	0		0	
VACANT	0	0	--	--	--	--	--	--	--	0		0	
VACANT	0	0	--	--	--	--	--	--	--	0		0	

PNC Bowling Bulletin

Jackpot Winners		Would have won had everyone entered	
Brad Reinhart	+55 \$14	Steve Janovich	+63
Jimmy Nemeth	+74 \$14	Jimmy Nemeth	+74
Young Bob Reinhart	247 \$14	Justin Sulima	299
Vinny Liguori, Michelle Robinson and		Jerry Bodner + 39 \$27 each	

Card game winners		
Dusty Clark	Full House	\$8
Dusty Clark	FOUR TENS	\$8
Jerry Bodner	ROYAL FLUSH	\$8

50/50 Winners		YTD Total
Bobby Mattaline	\$130	\$3140
Stacy Sulima	\$20	

700 Series	
Chris Baranovic	278 - 276 - 185 = 739
Brad Reinhart	268 - 258 - 202 = 728
Ben Baranovic	276 - 248 - 197 = 721
Justin Sulima	225 - 190 - 299 = 714
Jimmy Nemeth	222 - 277 - 210 = 709

600 Series	
Courtney Hegedus	256 - 255 - 183 = 694
Steve Janovich	278 - 227 - 188 = 693
Young Bob Reinhart	236 - 194 - 247 = 677
Michael Newton	167 - 249 - 236 = 652
Dusty Clark	196 - 239 - 216 = 651
Dave Chahulski	199 - 215 - 224 = 638
Paul Gazella	200 - 206 - 224 = 630
Tony Furillo	184 - 235 - 204 = 623
Ryan Loretitsch	221 - 184 - 207 = 612
Jerry Bodner	214 - 171 - 222 = 607

200 Games	
Chris McDowell	241
Jim Sunday	226
Vinny Liguori	215
Freddie Glover	212
Ryan Hill	212
Kirstie Tedick	210
Lynn Reinhart	205
Tina Gregory	205
Dan Agins	203
Jim LePrevost	200

Split Conversions	
Ralph Varney	5 - 7

Birthdays for couple weeks	
Dave Chahulski	04/10
Ben Toplek	04/11
Allison Schock	04/15
Ryan Hill	04/21

Average List of All Members of This League



Men

Name	True Average	HDCP	Pins	Gms	High Game	HDCP Game	High Sers	HDCP Sers
Ben Baranovic	237.71	0	16402	69	300	300	792	792
Dusty Clark	226.31	0	19689	87	279	279	765	765
Chris Baranovic	222.99	0	18062	81	279	280	781	781
Justin Sulima	220.30	0	19166	87	299	299	759	780
Matt Werner	219.56	0	3952	18	246	246	674	674
Ryan Hill	217.35	2	15649	72	288	292	728	805
Robert Reinhart	216.64	3	18198	84	278	285	759	777
Steve Janovich	216.08	3	18799	87	299	303	722	756
Brad Reinhart	214.22	5	18637	87	273	280	734	749
Joe Kundrat	209.81	9	13218	63	268	284	692	743
Chuck Costic	207.67	19	1246	6	238	257	664	721
Jim LePrevost	207.51	11	15563	75	277	293	710	743
Dave Chahulski	207.31	11	16170	78	279	299	737	781
Jimmy Nemeth	204.53	14	15340	75	277	292	709	755
Chris McDowell	200.89	18	16875	84	277	294	686	766
Ryan Loretitsch	198.49	19	14887	75	266	293	705	780
Michael Newton	198.47	19	14290	72	297	317	734	797
Jeremy Bodner	195.83	22	3525	18	245	265	616	676
Scott Bukowski	194.64	23	8759	45	260	274	681	763
Tony Furillo	194.28	23	16902	87	257	289	670	763
Freddie Glover	193.01	24	15634	81	279	304	718	808
Paul Gazella	190.06	27	10263	54	269	305	676	784
Jeff Hill	185.17	31	2222	12	231	271	645	765
Frank Legrone	184.67	32	16066	87	256	293	678	784
Jerry Bodner	184.57	32	16058	87	268	302	673	772
George Tipton	179.84	36	13488	75	246	282	632	749
Greg Hale	179.33	3	538	3	208	211	538	547
John Lauber	178.63	37	9110	51	234	276	650	776
Jim Sunday	177.43	38	10646	60	236	277	615	738
Vinny Liguori	176.33	39	15341	87	239	278	650	776
Ben Toplek	174.10	41	6790	39	268	314	630	768
Eric Williams	172.19	43	11881	69	258	312	607	780
Reggie Harrell	171.10	44	13859	81	256	303	686	827
Lee Roppel	165.89	49	1493	9	204		533	
Will Hinegardner	162.87	52	10261	63	254	307	703	865
Bob Hegedus	157.17	56	1886	12	202	237	533	664
Ray Angeline	155.99	58	12167	78	238	297	547	724
Tom Jalics	154.12	59	5086	33	245	306	552	735
Ralph Varney	153.15	60	8270	54	213	275	530	719
Bob Reinhart	150.62	63	13104	87	210	277	553	742
Jason Schurdell	149.30	63	8062	54	276	337	568	751
Dan Agins	147.87	65	4436	30	213	289	578	806
Ryan Zevchik	147.20	65	4416	30	212	291	518	728
Chuck Milota	145.77	67	6997	48	191	261	518	731
Jon Berg	144.89	68	10432	72	209	286	527	734
Andrew Pratt	141.67	71	4675	33	208	288	480	720
Jim Cabanes	139.76	72	5870	42	191	269	497	733
James Coburn	137.95	74	5380	39	189	263	481	703
Kevin McLaughlin	136.39	75	4501	33	204	276	503	719
Brad Cronin	134.33	77	9672	72	198	283	498	741
Marcus Jennings	132.56	79	7158	54	172	254	470	716
Jon Carlson	130.10	81	5074	39	222	304	447	693
Bobby Mattaline	123.70	87	6680	54	208	298	508	778
Kurt Moskal	121.73	89	5478	45	150	237	393	656
Nick Gatto	114.00	95	2736	24	151	247	406	654
Brian Exton	110.96	99	8322	75	145	244	383	674
Jim Scott	88.15	118	2292	26	115	227	308	644



Women

Name	True Average	HDCP	Pins	Gms	High Game	HDCP Game	High Sers	HDCP Sers
Kirstie Tedick	215.44	4	9695	45	268	274	761	785
Courtney Hegedus	212.86	7	12133	57	265	277	738	768
Stacy Sulima	180.94	36	9771	54	256	301	693	810
Diana Bodner	178.00	37	2670	15	216	260	585	717
Allison Schock	175.60	40	14750	84	257	305	628	763
Linda Newton	173.98	42	15136	87	247	294	610	751
Lynn Reinhart	173.20	42	15068	87	255	300	619	759
Tina Hegedus	164.04	50	4429	27	206	255	535	699
Michelle Robinson	160.45	54	9627	60	215	274	629	800
Chrissy Dozier	157.07	56	2356	15	193	254	528	711
Tina Gregory	153.89	60	13388	87	212	273	555	738
Cheryl Glover	146.25	66	7459	51	190	263	506	725
Lori Deertz	142.37	70	12386	87	189	261	478	703
Carrie Nemeth	135.17	76	10949	81	182	261	500	737
Gail Smith	133.14	78	7589	57	183	269	494	746
Tracy Vancucha	130.19	81	4687	36	166	251	488	743
Colette Glover	128.75	82	10429	81	202	290	497	761
Melanie Blankenburg	128.61	82	4630	36	175	266	467	736
Kristen LePrevost	127.64	83	4595	36	157	239	431	674
Cindy Peskura	123.62	87	7788	63	169	257	461	725
Mary Helen Mctaggart	122.52	88	2573	21	167	248	424	667
Lisa Oblak	120.93	90	3628	30	159	248	426	699

Name	True Average	HDCP	Pins	Gms	High Game	HDCP Game	High Sers	HDCP Sers
Lesley Dahlin	120.48	90	10120	84	191	276	435	702
Cara McGregor	120.33	90	7942	66	180	270	429	699
Kia Dimbo	119.94	90	3958	33	156	242	426	696
Tricia Power	117.11	92	4216	36	154	244	384	663
Tonya Cordeiro	115.67	94	1041	9	133	220	366	627
Angela Miller	115.30	94	9224	80	164	260	416	698
Michele Holbrook	110.97	99	3662	33	150	246	404	692
Jessica Hensler	106.97	102	3530	33	142	249	350	665
Debbie Farren	102.10	106	2144	21	132	239	343	673
Linda Hom	95.81	112	3449	36	134	245	309	642

Men & Women, Left & Right Handed Statistics

Unless designated left handed, bowlers are considered right handed.

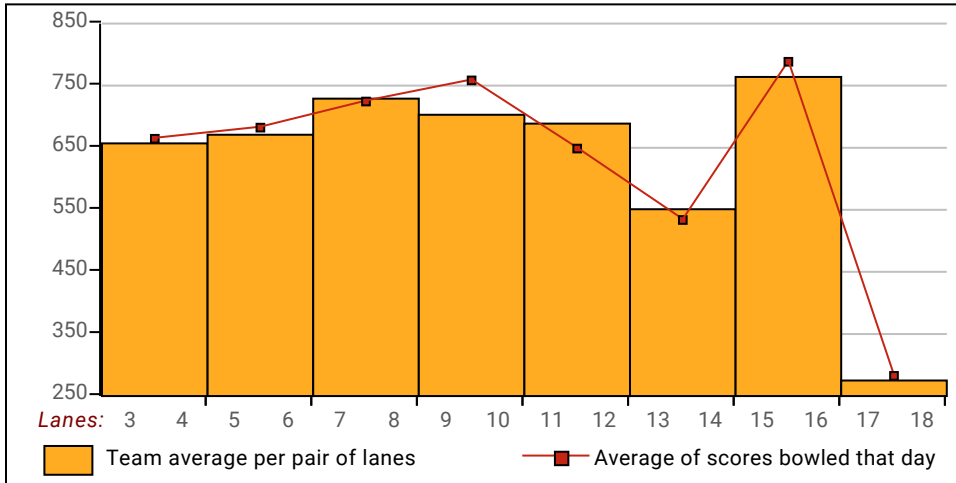
	Over All	M-Rt	M-Left	W-Rt	W-Left
How many people bowled	54	29	7	15	3
Number of games bowled	162	87	21	45	9
Actual average of week's scores	172.25	173.29	210.57	154.22	163.00
How many games above average	84	40	14	24	6
How many games below average	77	47	7	20	3
Pins above/below average per game	2.36	-1.26	12.86	4.02	4.67
How many people raised average by this amount	29	10	7	10	2
	0.66	0.97	0.49	0.54	0.35
How many people went down by this amount	25	19	--	5	1
	-0.59	-0.61	0.00	-0.54	-0.45
League average before bowling	170.42	175.02	198.34	150.78	158.98
League average after bowling	170.50	174.96	198.83	150.96	159.07
Change in league average	0.08	-0.07	0.49	0.18	0.08

Men & Women, Left & Right Handed Statistics

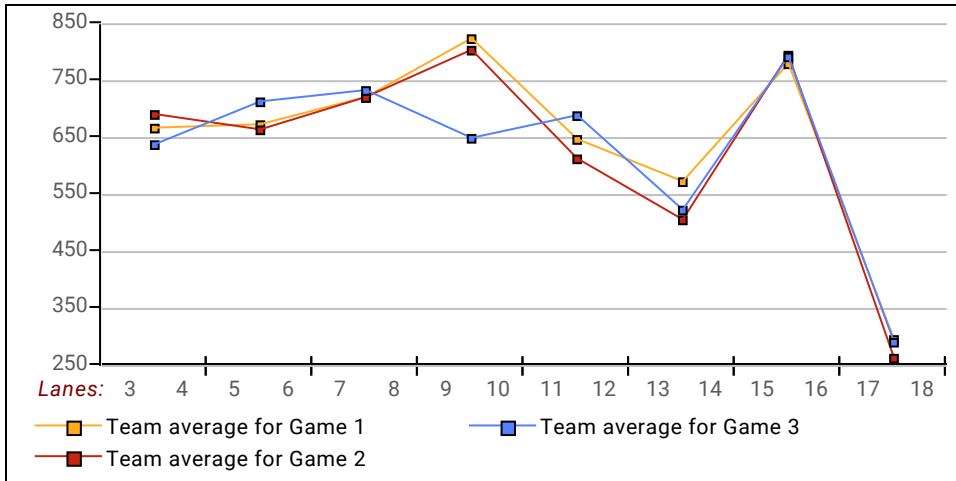
Unless designated left handed, bowlers are considered right handed.

	<u>Over All</u>	<u>M-Rt</u>	<u>M-Left</u>	<u>W-Rt</u>	<u>W-Left</u>
How many people bowled	54	29	7	15	3
Number of games bowled	162	87	21	45	9
Actual average of week's scores	172.25	173.29	210.57	154.22	163.00
How many games above average	84	40	14	24	6
How many games below average	77	47	7	20	3
Pins above/below average per game	2.36	-1.26	12.86	4.02	4.67
How many people raised average by this amount	29 0.66	10 0.97	7 0.49	10 0.54	2 0.35
How many people went down by this amount	25 -0.59	19 -0.61	-- 0.00	5 -0.54	1 -0.45
League average before bowling	170.42	175.02	198.34	150.78	158.98
League average after bowling	170.50	174.96	198.83	150.96	159.07
Change in league average	0.08	-0.07	0.49	0.18	0.08
800s	--	--	--	--	--
775s	--	--	--	--	--
750s	--	--	--	--	--
725s	2	2	--	--	--
700s	3	2	1	--	--
675s	3	--	2	1	--
650s	2	2	--	--	--
625s	2	1	1	--	--
600s	3	1	2	--	--
575s	2	1	--	1	--
550s	2	2	--	--	--
525s	5	3	--	2	--
500s	5	3	--	1	1
475s	3	1	--	1	1
450s	5	2	1	1	1
425s	3	1	--	2	--
400s	3	2	--	1	--
below 400	11	6	--	5	--
300s	--	--	--	--	--
275s	6	4	2	--	--
250s	4	2	--	2	--
225s	11	6	5	--	--
200s	22	13	6	2	1
175s	32	15	6	9	2
150s	26	16	--	7	3
125s	36	15	2	16	3
100s	21	12	--	9	--
below 100	4	4	--	--	--

Team Average vs Avg of Scores



Average of Scores for Each Game



Amount Over/Under Team Average

