

# Bobcat 2 a Days 2023-24

Saturday 12:00 pm

## Al-Mar Lanes

Lanes 1 - 12

\*\*\* Have FUN! No points awarded this week! \*\*\*

### Team Standings

Place	Lane	#	Team Name	Points	Points	Team Avg	HDCP	Pins + HDCP	Scratch Pins	High Scratch		High HDCP	
				Won	Lost					10	30	10	30
1	4	4	Izzy Grames	4	0	152	38	22737	17661	223	567	265	684
2	9	9	Lucas Lilly	3½	0½	190	8	3061	2911	255	686	266	719
3	5	5	Porter Dimick	2	2	181	15	29190	23727	243	669	259	717
4	3	3	Casten Szych	2	2	141	47	26481	18624	186	469	234	621
5	1	1	Marcello Miracola	2	2	153	37	21154	14791	206	544	221	595
6	6	6	Isabella Calderon	2	2	104	76	8667	5043	158	401	235	652
7	8	8	Caden Horine	2	2	173	21	3599	3119	233	573	261	657
8	11	11	Maggie Landry	2	2	158	33	1254	1026	233	547	270	658
9	7	7	Casper Burns	0½	3½	130	56	4746	3288	190	485	247	659
10	2	2	Joshua Ziebold	0	4	119	64	13814	8909	169	424	235	621
11	10	10	Conner Main	0	4	179	16	1862	1697	211	579	231	639
12	12	12	Team 14	0	4	107	74	0	0	0	0	0	0

### Review of Last Week's Bowling.....

Lanes	Team Name	HDCP -1-	HDCP -2-	HDCP -3-	HDCP Total	Last Wk WON	Team Name	HDCP -1-	HDCP -2-	HDCP -3-	HDCP Total	Last Wk WON
1-2	Joshua Ziebold	161	168	183	512	0	<---> Izzy Grames	190	179	197	566	4
3-4	Marcello Miracola	195	178	214	587	2	<---> Porter Dimick	168	193	215	576	2
5-6	Conner Main	0	0	0	0	0	<---> Team 14	0	0	0	0	0
7-8	Maggie Landry	270	206	182	658	2	<---> Caden Horine	198	226	220	644	2
9-10	Lucas Lilly	223	207	204	634	3½	<---> Casper Burns	201	207	198	606	0½
11-12	Isabella Calderon	235	168	179	582	2	<---> Casten Szych	174	186	189	549	2

### Last Week's Top Scores

	Scratch Game	Scratch Series	Handicap Game	Handicap Series
<b>Boys</b>	215 Lucas Lilly	610 Lucas Lilly	226 Caden Horine	644 Caden Horine
	202 Caden Horine	572 Caden Horine	223 Lucas Lilly	634 Lucas Lilly
	200 Porter Dimick	531 Porter Dimick	215 Porter Dimick	606 Casper Burns
	176 Marcello Miracola	473 Marcello Miracola	214 Marcello Miracola	587 Marcello Miracola
	151 Casper Burns	438 Casper Burns	207 Casper Burns	576 Porter Dimick
<b>Girls</b>	233 Magdelin Landry	547 Magdelin Landry	270 Magdelin Landry	658 Magdelin Landry
	159 Izzy Grames	452 Izzy Grames	235 Isabella Calderon	582 Isabella Calderon
	158 Isabella Calderon	351 Isabella Calderon	197 Izzy Grames	566 Izzy Grames

### Season High Scores

Handicap Series	719 Lucas Lilly	684 Izzy Grames	659 Casper Burns	
Scratch Series	669 Porter Dimick	579 Conner Main	573 Caden Horine	
Handicap Game	270 Maggie Landry	265 Izzy Grames	261 Caden Horine	
Scratch Game	255 Lucas Lilly	243 Porter Dimick	211 Conner Main	
<b>Boys</b>	245 Porter Dimick	669 Porter Dimick	259 Porter Dimick	717 Porter Dimick
	169 Joshua Ziebold	424 Joshua Ziebold	235 Joshua Ziebold	621 Joshua Ziebold
<b>Girls</b>	223 Izzy Grames	572 Izzy Grames	265 Izzy Grames	716 Izzy Grames
	158 Isabella Calderon	401 Isabella Calderon	235 Isabella Calderon	652 Isabella Calderon

### Individual High Averages

<b>Boys</b>	181.64 Porter Dimick	119.74 Joshua Ziebold
<b>Girls</b>	152.73 Izzy Grames	104.36 Isabella Calderon

### Most Improved Average

<b>Boys</b>	151 to 181.64 = +30.64 Porter Dimick	<b>Girls</b>	87 to 104.36 = +17.36 Isabella Calderon
	123 to 119.74 = -3.26 Joshua Ziebold		153 to 152.73 = -0.27 Izzy Grames

# Bobcat 2 a Days 2023-24

Saturday 12:00 pm

## Al-Mar Lanes

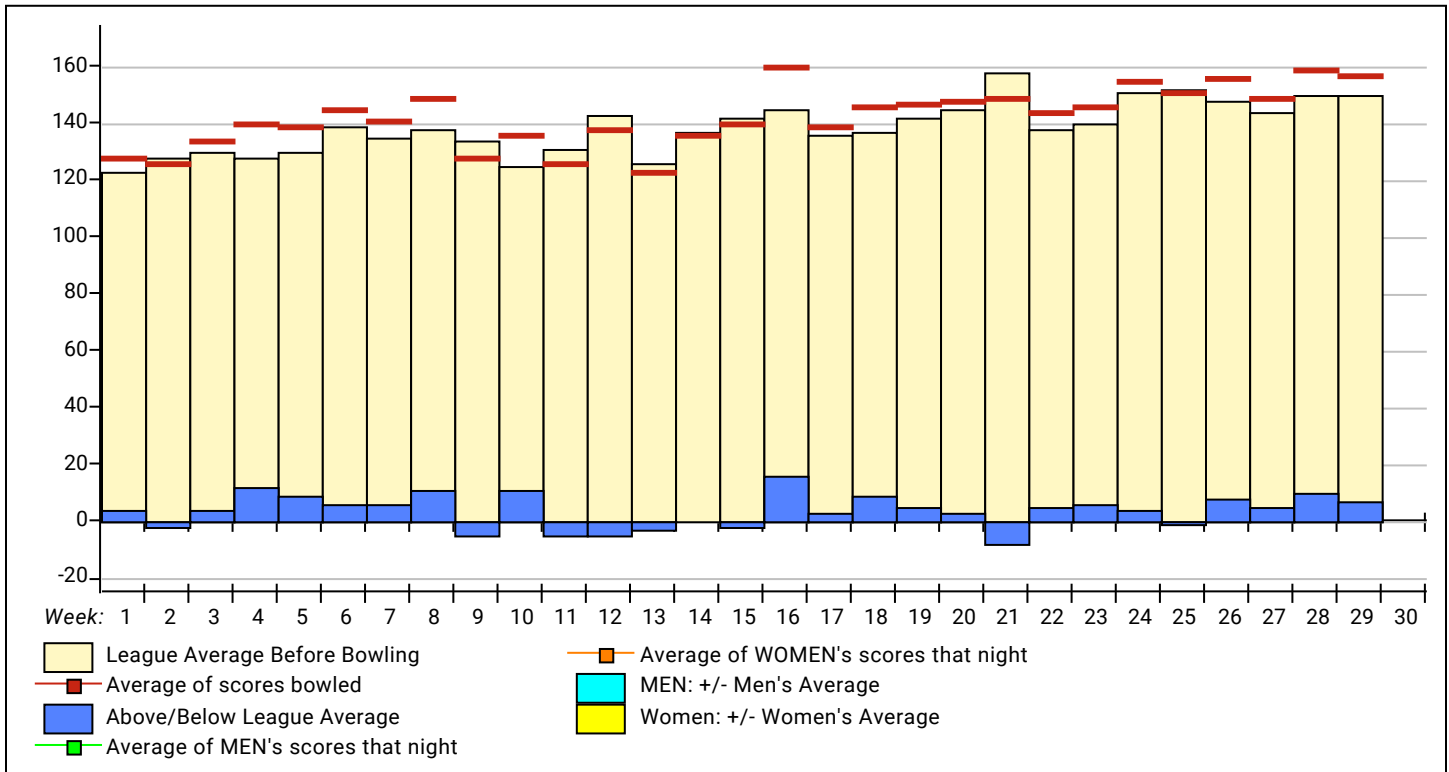
Lanes 1 - 12

\*\*\* Have FUN! No points awarded this week! \*\*\*

### Team Rosters

ID #	Name	Pins	Gms	Avg	HDCP	Points Won	ID #	Name	Pins	Gms	Avg	HDCP	Points Won
<b>1 - Marcello Miracola</b>	Lane 1 HDCP=37 Avg=153						<b>2 - Joshua Ziebold</b>	Lane 2 HDCP=64 Avg=119					
4	Marcello Miracola	4135	27	153	37	13.0	20	Joshua Ziebold	9699	81	119	64	53.5
<b>3 - Casten Szych</b>	Lane 3 HDCP=47 Avg=141						<b>4 - Izzy Grames</b>	Lane 4 HDCP=38 Avg=152					
2	Casten Szych	5933	42	141	47	29.0	28	Izzy Grames	11455	75	152	38	60.0
<b>5 - Porter Dimick</b>	Lane 5 HDCP=15 Avg=181						<b>6 - Isabella Calderon</b>	Lane 6 HDCP=76 Avg=104					
3	Porter Dimick	15803	87	181	15	60.0	25	Isabella Calderon	8140	78	104	76	59.0
<b>7 - Casper Burns</b>	Lane 7 HDCP=56 Avg=130						<b>8 - Caden Horine</b>	Lane 8 HDCP=21 Avg=173					
7	Casper Burns	6287	48	130	56	28.0	10	Caden Horine	3119	18	173	21	16.0
<b>9 - Lucas Lilly</b>	Lane 9 HDCP=8 Avg=190						<b>10 - Conner Main</b>	Lane 10 HDCP=16 Avg=179					
1	Lucas Lilly	8005	42	190	8	28.5	8	Conner A. Main	5912	33	179	16	24.0
<b>11 - Maggie Landry</b>	Lane 11 HDCP=33 Avg=158						<b>12 - Team 14</b>	Lane 12 HDCP=74 Avg=107					
23	Magdelin K. Landry	2847	18	158	33	5.0	36	Victoria Beard	2913	27	107	74	7.0

### League Average Week-by-Week



Saturday 12:00 pm

**Al-Mar Lanes**

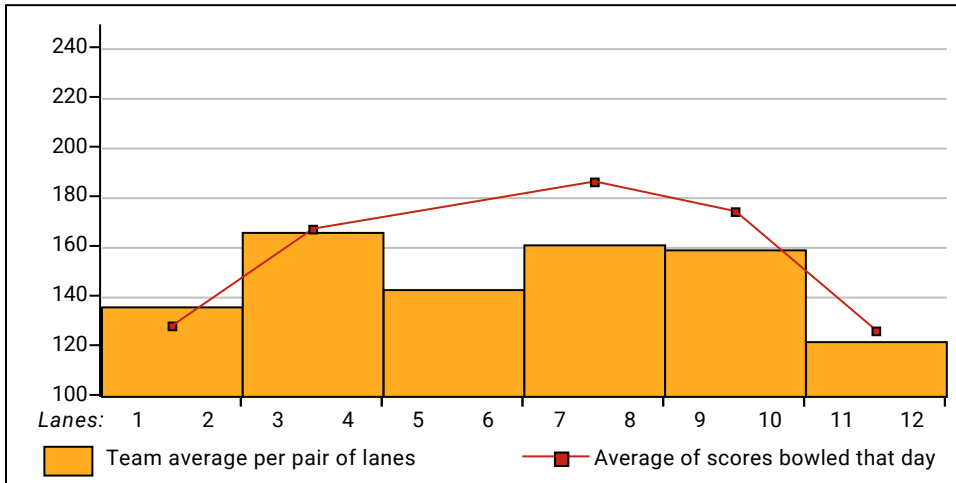
Lanes 1 - 12

**\*\*\* Have FUN! No points awarded this week! \*\*\*****This Week's Statistics**

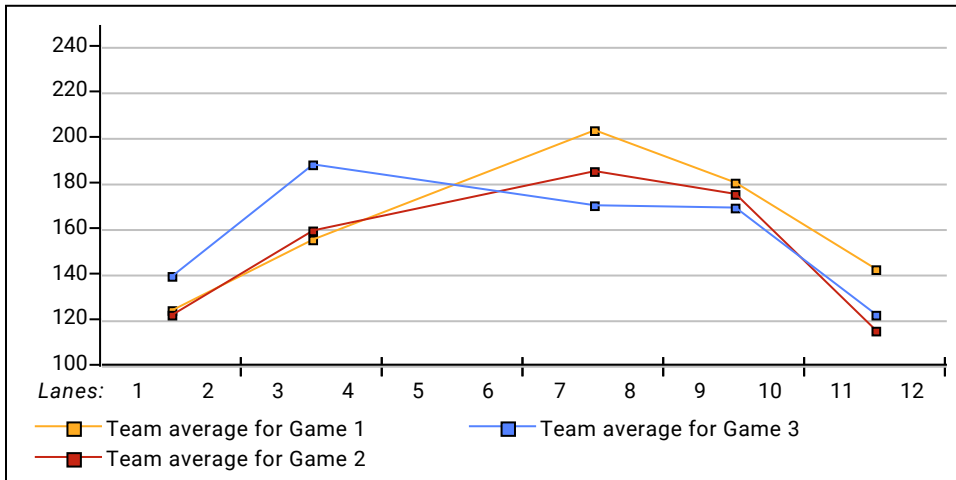
	<u>Over All</u>	<u>Boys</u>	<u>Girls</u>
How many people bowled	10	7	3
Number of games bowled	30	21	9
Actual average of week's scores	156.73	159.62	150.00
How many games above average	17	13	4
How many games below average	12	8	4
Pins above/below average per game	7.83	5.19	14.00
How many people raised average	6	4	2
by this amount	1.89	1.51	2.67
How many people went down	4	3	1
by this amount	-0.29	-0.36	-0.09
League average before bowling	149.57	155.10	136.67
League average after bowling	150.59	155.81	138.42
Change in league average	1.02	0.71	1.75
800s	--	--	--
775s	--	--	--
750s	--	--	--
725s	--	--	--
700s	--	--	--
675s	--	--	--
650s	--	--	--
625s	--	--	--
600s	1	1	--
575s	--	--	--
550s	1	1	--
525s	2	1	1
500s	--	--	--
475s	--	--	--
450s	2	1	1
425s	1	1	--
400s	1	1	--
below 400	2	1	1
300s	--	--	--
275s	--	--	--
250s	--	--	--
225s	1	--	1
200s	3	3	--
175s	5	5	--
150s	8	4	4
125s	8	6	2
100s	3	2	1
below 100	2	1	1

**\*\*\* Have FUN! No points awarded this week! \*\*\***

**Team Average vs Avg of Scores**



**Average of Scores for Each Game**



**Amount Over/Under Team Average**

