

Wednesday 6:00 pm

Al-Mar Lanes

Lanes 1 - 16

Team Standings In Each Division

Place	Team Name	Points Won	Points Lost	Team Avg	HDCP	Pins + HDCP	Place	Team Name	Points Won	Points Lost	Team Avg	HDCP	Pins + HDCP
<i>East</i>						<i>West</i>							
1	Rick's Carryout	53	10	992	125	98241	1	Thayer Ford-Nissan	38	25	966	145	97090
2	900 Global	42	21	1071	62	98700	2	Al Smith Chrysler	34	29	854	235	95271
3	Gear Up Sportswear	40	23	1089	46	98929	3	Palmer Brothers Concrete	31	32	755	314	94131
4	RMF Nooter	33	30	964	147	96962	4	Fireballers	30	33	889	207	95365
5	Or's Sunoco	29	34	948	159	97012	5	Speedex	27	36	863	228	94969
6	Al-Mar Pro Shop	28	35	976	137	96502	6	Thayer Chevrolet	25	38	960	150	96355
7	Jaybird's	26	37	1016	104	97457	7	Gerdeman Insurance	25	38	794	283	93925
8	Burns Brew House	22	41	991	126	97001	8	CJ's Sports Bar	21	42	943	164	96349

Season High Scores

Scratch Game	1247	Gear Up Sportswear	1239	900 Global	1209	Jaybird's	1196	Burns Brew House
Scratch Series	3539	900 Global	3483	Gear Up Sportswear	3343	Al-Mar Pro Shop	3320	Burns Brew House
Handicap Game	1322	900 Global	1316	Jaybird's	1311	Rick's Carryout	1307	Thayer Ford-Nissan
Handicap Series	3788	900 Global	3684	Or's Sunoco	3657	Gear Up Sportswear	3641	Thayer Ford-Nissan
Scratch Game	300	James Alfaro	300	Kirk Starkey	300	Kyle Waynick	300	Juan Ybanes
Scratch Series	814	Robert Kominek	787	Rick Stevenson	780	Jeff Piekarczywski	777	Lucas Jenne
Handicap Game	329	James Alfaro	325	Kirk Starkey	320	Jeff Muir	319	Shad King
Handicap Series	852	Shad King	852	Scott Slater	844	Robert Kominek	836	Bob Potter

Last Week's Top Scores

Scratch Game	1129	900 Global	1118	Gear Up Sportswear	1099	Rick's Carryout	1050	Jaybird's
Scratch Series	3260	Gear Up Sportswear	3253	900 Global	3104	Rick's Carryout	3055	Jaybird's
Handicap Game	1254	Al Smith Chrysler	1225	Rick's Carryout	1219	900 Global	1179	Fireballers
Handicap Series	3523	900 Global	3523	Al Smith Chrysler	3482	Rick's Carryout	3401	Gear Up Sportswear
Scratch Game	300	James Alfaro	268	Ron Steinman JR	268	Jeff Piekarczywski	266	Eric Hamilton
Scratch Series	258	Juan Ybanes	257	Travis Berres	257	Kyle Waynick	255	Scott Slater
Handicap Game	718	Eric Hamilton	715	Jeff Piekarczywski	736	Juan Ybanes	729	Scott Slater
Handicap Series	852	Scott Slater	801	James Alfaro	773	Travis Berres	772	Juan Ybanes
	764	Ron Steinman JR	736	Jeff Piekarczywski	725	Jim Russell	723	Tawonne Lawson

Individual High Averages

229.53	Eric Hamilton	225.25	Kyle Waynick	222.71	Robert Kominek	222.31	Jeff Piekarczywski	220.06	Ron Steinman JR
--------	---------------	--------	--------------	--------	----------------	--------	--------------------	--------	-----------------

Most Improved Average

136 to 161.67 = +25.67	Ramsey Slater	203 to 215.86 = +12.86	Eric Williams	185 to 197.46 = +12.46	Rodney Ridgway
------------------------	---------------	------------------------	---------------	------------------------	----------------

Team Rosters

Name	Pins	Gms	Avg	HDCP	Name	Pins	Gms	Avg	HDCP
1 - 900 Global Lane 7 HDCP=62 Avg=1071					2 - Gear Up Sportswear Lane 6 HDCP=46 Avg=1089				
Robert J. Kominek	14031	63	222	6	David B. Walter	5608	27	207	18
Blaine S. Patrick	15700	78	201	23	Rick A. Stevenson	10956	51	214	12
David C. Dohanos	16163	78	207	18	Jeff A. Piekarczywski	18674	84	222	6
Juan A. Ybanes	16272	75	216	11	Tawonne M. Lawson	17818	82	217	10
Kyle W. Waynick	19597	87	225	4	Eric D. Hamilton	19969	87	229	0
					Ryan K. Studebaker	9570	45	212	14
					Donald J. Mannix	7561	39	193	29
3 - Thayer Ford-Nissan Lane 9 HDCP=145 Avg=966					4 - Burns Brew House Lane 1 HDCP=126 Avg=991				
Ron L. Steinman JR	17165	78	220	8	Rodney R. Ridgway	15994	81	197	26
Cody S. Culver	13993	78	179	40	John C. Wedge	7970	45	177	42
James R. Lowry	15781	87	181	39	Eric D. Williams	16837	78	215	12
Gene L. VanDeVelde	12950	72	179	40	Kirk D. Starkey	15099	75	201	23
Gilbert R. Naugle	17463	84	207	18	Ronny J. Ramsey	7258	36	201	23
					Robin L. Starkey	4704	24	196	27
					Mark D. Bowen	15737	78	201	23

Wednesday 6:00 pm

Al-Mar Lanes

Lanes 1 - 16

Name	Pins	Gms	Avg HDCP	
5 - Al-Mar Pro Shop Lane 3 HDCP=137 Avg=976				
Nick Jenne	8874	63	140	72
Nathaniel D. Henschen	14054	69	203	21
Lucas Jenne	18131	87	208	17
Kurt D. Wood	15201	72	211	15
Ken North	18666	87	214	12
Chris J. Lindquist	4356	21	207	18

Name	Pins	Gms	Avg HDCP	
7 - Al Smith Chrysler Lane 10 HDCP=235 Avg=854				
Timothy S. Neiling	13385	81	165	52
Jim L. Smith	11719	78	150	64
John A. Powers	12231	72	169	48
Eric L. Slater	16486	87	189	32
Scott A. Slater	11951	66	181	39
Timothy R. Barnhisel	7606	42	181	39
Ramsey S. Slater	485	3	bk136	75

Name	Pins	Gms	Avg HDCP	
9 - Rick's Carryout Lane 8 HDCP=125 Avg=992				
Mallory J. Fritz	15107	78	193	29
Shad F. King	13326	66	201	23
Maryann Dimick	15587	84	185	36
Brian M. Dimick	15774	78	202	22
James J. Alfaro	17590	83	211	15
Linda J. Alfaro	6140	33	186	35

Name	Pins	Gms	Avg HDCP	
11 - Thayer Chevrolet Lane 14 HDCP=150 Avg=960				
Tricia A. Green	15371	78	197	26
Anthony R. Haney	14543	72	201	23
Jake Trumbull	11735	74	158	57
Denise Miller	14825	75	197	26
Blake A. Niemiec	11842	57	207	18
Devin M. Taylor	2231	15	148	65

Name	Pins	Gms	Avg HDCP	
13 - Speedex Lane 13 HDCP=228 Avg=863				
Jeff S. Muir	13009	78	166	51
Bob G. Potter	12821	84	152	62
Jack W. Whitacre	3417	24	142	70
William P. Kale	4618	24	192	30
Donald E. Genalo	15881	75	211	15
Keith E. Whitacre	8392	45	186	35
Jack Spoores	11789	69	170	48
Jim Russell	5566	33	168	49

Name	Pins	Gms	Avg HDCP	
15 - Gerdeman Insurance Lane 15 HDCP=283 Avg=794				
Scott E. Brown	13587	81	167	50
Becky J. Lee	10966	81	135	76
Gary A. Luken	14339	84	170	48
Robert L. Miller	12087	78	154	60
Steve J. Herber	12614	75	168	49
Lucas A. Kiel	824	6	bk151	63

Name	Pins	Gms	Avg HDCP	
6 - Jaybird's Lane 2 HDCP=104 Avg=1016				
Jerry W. Holman	14134	69	204	20
Nate D. Kerr	13795	75	183	37
Noah E. Wagner	16603	81	204	20
Kyle J. Echelberry	16139	78	206	19
Richard J. Yates Jr	19085	87	219	8
Alex M. Wagner	6469	33	196	27
Robert Jr R. Schumacher	542	3	bk213	13

Name	Pins	Gms	Avg HDCP	
8 - Fireballers Lane 12 HDCP=207 Avg=889				
Travis E. Berres	15471	84	184	36
Jeffery A. Griffith	12483	78	160	56
Amber N. Dewitt	8678	53	163	53
Mike D. Kurfess	12150	65	186	35
Jon A. Zinn	17122	87	196	27
Geoff C. Springstead	8615	42	205	20

Name	Pins	Gms	Avg HDCP	
10 - RMF Nooter Lane 5 HDCP=147 Avg=964				
David A. Birr	17145	84	204	20
Tim Henneman	13897	75	185	36
Virgil R. Baird	14642	75	195	28
Paul Schmidt	13986	81	172	46
Andrew C. Schmidt	17495	84	208	17
Matt A. Aumiller	1080	6	bk188	33
Adam L. Fear	4246	21	202	22

Name	Pins	Gms	Avg HDCP	
12 - Or's Sunoco Lane 4 HDCP=159 Avg=948				
Victor L. Parks	13411	75	178	41
Brian M. Ruemmele	14478	84	172	46
Cailyn S. Overhulse	14317	78	183	37
Bill L. Schumacher	17031	84	202	22
Paul R. Overhulse	17962	84	213	13
Justin M. Overhulse	1147	6	191	31

Name	Pins	Gms	Avg HDCP	
14 - CJ's Sports Bar Lane 16 HDCP=164 Avg=943				
Austin K. Cover	11219	59	190	32
Jordan M. Suess	15865	84	188	33
Doug S. Trumbull	13685	69	198	25
Charles F. Hopple	12076	71	170	48
Stephen H. Cole	15772	80	197	26
Merle E. Trumbull	4422	24	184	36

Name	Pins	Gms	Avg HDCP	
16 - Palmer Brothers Concrete Lane 11 HDCP=314 Avg=755				
James P. Darby	14003	84	166	51
Karl A. Schnapp	7155	45	159	56
Tiffany L. Hoffman	7320	60	122	86
Bob Jenne	13192	87	151	63
Ed A. Hoffman	13711	87	157	58
Leah K. Jenne	10430	66	158	57

Temporary Substitutes

Name	Pins	Gms	Avg HDCP	
Chad Arnston	547	3	bk171	47
Casandra L. Aumiller	0	0	bk165	52
Richard E. Campbell	4753	27	176	43
Adam F. Dilsaver	1240	6	bk211	15
Dylan Dohanos	4554	24	189	32
Kirby J. Freeman	0	0	bk199	24
Logan A. Gunter	1544	9	171	47
Wally E. Hardin	615	3	205	20
Mickey Higham	0	0	bk207	18
Dan L. Hines	0	0	bk155	60
Shannon Ingram III	1333	6	222	6
Bruce M. Lindquist	4436	24	184	36

Name	Pins	Gms	Avg HDCP	
Ronald W. May	0	0	bk189	32
Cindy A. McCarthy	398	3	bk141	71
Kelly L. Miller	2607	15	173	45
Jeremy A. Mitchell	1273	6	bk195	28
Brian C. Orth	1232	6	205	20
Carolyn Overhulse	421	3	140	72
Jimmie Palmer	1556	9	bk184	36
James A. Pixley Jr	468	3	156	59
Rich Reno	1190	6	198	25
Fred E. Riggs	0	0	bk163	53
Brad A. Simon	670	3	bk211	15
Corbin Trumbull	353	3	117	90

American 2023-24

Wednesday 6:00 pm

Al-Mar Lanes

Lanes 1 - 16

Name	Pins	Gms	Avg HDCP		Name	Pins	Gms	Avg HDCP	
Heidi J. Trumbull	5424	33	164	52	David B. Walter	6335	30	211	15
Timm M. Tucker	366	3	bk131	79	Tasha Wood	1371	9	bk145	68
Zeke P. Varella	0	0	bk176	43	Craig Yarger	677	3	bk194	28
Kelly D. Wahl	1176	6	bk209	16					

Lane Assignments

	3-4	5-6	7-8	9-10	11-12	13-14	15-16	1-2	
Today	5-12	10-2	1-9	3-7	16-8	13-11	15-14	4-6	Manually assigned
Next Week	Manual Assignments Divisional Position Round- Start Lane - 3								

Wednesday 6:00 pm

Al-Mar Lanes

Lanes 1 - 16

Bracket Payouts

Bowler	Lane	Br Set 1	Br Set 2	Refund	Winnings	Amt Paid	Balance Due	Paid
Alfaro, James	2	30.00	-	-	30.00	-	(9.00)	_____
Berres, Travis	15	15.00	-	-	15.00	-	12.00	_____
Dohanos, Dylan	9	6.00	-	-	6.00	-	(15.00)	_____
Hamilton, Eric	12	-	54.00	-	54.00	-	36.00	_____
King, Shooter	2	111.00	-	-	111.00	-	66.00	_____
Lawson, Tawonne	12	-	60.00	-	60.00	-	45.00	_____
Overhulse, Paul	13	15.00	-	-	15.00	-	(3.00)	_____
Slater, Eric	5	6.00	-	-	6.00	-	(3.00)	_____
Starkey, Kirk	4	6.00	-	-	6.00	-	(18.00)	_____
Studebaker, Ryan	12	6.00	-	-	6.00	-	(18.00)	_____
Trumbull, Doug	6	12.00	-	-	12.00	-	(6.00)	_____
Wagner, Noah	11	51.00	-	-	51.00	-	18.00	_____
Waynick, Kyle	9	15.00	-	-	15.00	-	(9.00)	_____
Yates Jr, Richard	11	-	12.00	-	12.00	-	(9.00)	_____

\$3 Brackets - 8 person 3 game - Handicap

Game 1	Game 2	Game 3	
1_ Ln=2 h=23 239 Shad F. King	227 Shad F. King		-- #1 -- ** Finished **
1_ Ln=3 h=56 157 <i>Jake Trumbull</i>		246 <i>Shad F. King</i>	
2_ Ln=12 h=13 197 <i>Ryan K. Studebaker</i>	188 <i>Stephen H. Cole</i>		
2_ Ln=6 h=25 203 Stephen H. Cole			
3_ Ln=14 h=40 199 <i>Gene L. VanDeVelde</i>	213 James J. Alfaro		\$15 James J. Alfaro
3_ Ln=2 h=16 272 James J. Alfaro		316 James J. Alfaro	\$6 Shad F. King
4_ Ln=15 h=26 210 Jon A. Zinn	205 <i>Jon A. Zinn</i>		
4_ Ln=10 h=20 202 <i>Nathaniel D. Henschen</i>			
1_ Ln=10 h=20 202 <i>Nathaniel D. Henschen</i>	229 Doug S. Trumbull		-- #2 -- ** Finished **
1_ Ln=6 h=24 226 Doug S. Trumbull		168 <i>Doug S. Trumbull</i>	
2_ Ln=14 h=17 228 Gilbert R. Naugle	214 <i>Gilbert R. Naugle</i>		
2_ Ln=11 h=20 223 <i>Noah E. Wagner</i>			
3_ Ln=4 h=22 217 <i>Kirk D. Starkey</i>	213 <i>James J. Alfaro</i>		
3_ Ln=2 h=16 272 James J. Alfaro		246 Shad F. King	
4_ Ln=14 h=39 223 <i>James R. Lowry</i>	227 Shad F. King		\$15 Shad F. King
4_ Ln=2 h=23 239 Shad F. King			\$6 Doug S. Trumbull

Wednesday 6:00 pm

Al-Mar Lanes

Lanes 1 - 16

\$3 Brackets - 8 person 3 game - Handicap

Game 1	Game 2	Game 3	
1 Ln=11 h=20 223 Noah E. Wagner	214 Cailyn S. Overhulse	205 Dylan Dohanos	-- #3 -- ** Finished **
1 Ln=13 h=37 256 Cailyn S. Overhulse			
2 Ln=4 h=22 217 Kirk D. Starkey	218 Dylan Dohanos		
2 Ln=9 h=33 280 Dylan Dohanos			
3 Ln=2 h=23 239 Shad F. King	227 Shad F. King		
3 Ln=6 h=24 226 Doug S. Trumbull			
4 Ln=5 h=48 184 John A. Powers	238 Paul R. Overhulse	216 Paul R. Overhulse	\$15 Paul R. Overhulse
4 Ln=13 h=13 239 Paul R. Overhulse			\$6 Dylan Dohanos
1 Ln=2 h=16 272 James J. Alfaro	213 James J. Alfaro	220 Noah E. Wagner	-- #4 -- ** Finished **
1 Ln=6 h=25 203 Stephen H. Cole			
2 Ln=11 h=20 223 Noah E. Wagner	243 Noah E. Wagner		
2 Ln=9 h=4 201 Kyle W. Waynick			
3 Ln=2 h=23 239 Shad F. King	227 Shad F. King		
3 Ln=5 h=32 223 Eric L. Slater			
4 Ln=12 h=13 197 Ryan K. Studebaker	203 Anthony R. Haney	246 Shad F. King	\$15 Shad F. King
4 Ln=3 h=22 202 Anthony R. Haney			\$6 Noah E. Wagner
1 Ln=2 h=16 272 James J. Alfaro	213 James J. Alfaro	184 Eric L. Slater	-- #5 -- ** Finished **
1 Ln=3 h=22 202 Anthony R. Haney			
2 Ln=11 h=20 223 Noah E. Wagner	256 Eric L. Slater		
2 Ln=5 h=32 223 Eric L. Slater	243 Noah E. Wagner		
3 Ln=6 h=25 203 Stephen H. Cole	*** Lost the tie		
3 Ln=5 h=48 184 John A. Powers	188 Stephen H. Cole		
4 Ln=2 h=23 239 Shad F. King		246 Shad F. King	\$15 Shad F. King
4 Ln=13 h=21 230 Bill L. Schumacher	227 Shad F. King		\$6 Eric L. Slater
1 Ln=13 h=21 230 Bill L. Schumacher	213 James J. Alfaro	295 Travis E. Berres	-- #6 -- ** Finished **
1 Ln=2 h=16 272 James J. Alfaro			
2 Ln=2 h=23 239 Shad F. King	226 Travis E. Berres		
2 Ln=15 h=38 252 Travis E. Berres			
3 Ln=15 h=26 210 Jon A. Zinn	218 Dylan Dohanos		
3 Ln=9 h=33 280 Dylan Dohanos			
4 Ln=5 h=48 184 John A. Powers	225 Kirk D. Starkey	177 Kirk D. Starkey	\$15 Travis E. Berres
4 Ln=4 h=22 217 Kirk D. Starkey			\$6 Kirk D. Starkey

Wednesday 6:00 pm

Al-Mar Lanes

Lanes 1 - 16

\$3 Brackets - 8 person 3 game - Handicap

Game 1	Game 2	Game 3	
1 Ln=13 h=13 239 Paul R. Overhulse	238 Paul R. Overhulse		-- #7 -- ** Finished **
1 Ln=10 h=20 202 Nathaniel D. Henschen		220 Noah E. Wagner	
2 Ln=15 h=26 210 Jon A. Zinn			
2 Ln=11 h=20 223 Noah E. Wagner	243 Noah E. Wagner		
3 Ln=6 h=25 203 Stephen H. Cole	218 Dylan Dohanos		
3 Ln=9 h=33 280 Dylan Dohanos		246 Shad F. King	
4 Ln=2 h=23 239 Shad F. King	227 Shad F. King		
4 Ln=15 h=53 218 Amber N. Dewitt			
			\$15 Shad F. King
			\$6 Noah E. Wagner
1 Ln=11 h=20 223 Noah E. Wagner	243 Noah E. Wagner		-- #8 -- ** Finished **
1 Ln=14 h=39 223 James R. Lowry	240 James R. Lowry	220 Noah E. Wagner	
2 Ln=13 h=21 230 Bill L. Schumacher	*** Lost the tie		
2 Ln=9 h=33 280 Dylan Dohanos	218 Dylan Dohanos		
3 Ln=10 h=20 202 Nathaniel D. Henschen	199 Nathaniel D. Hensc		
3 Ln=14 h=40 199 Gene L. VanDeVelde		208 Ryan K. Studebake	
4 Ln=5 h=48 184 John A. Powers	221 Ryan K. Studebake		
4 Ln=12 h=13 197 Ryan K. Studebaker			
			\$15 Noah E. Wagner
			\$6 Ryan K. Studebaker
1 Ln=6 h=24 226 Doug S. Trumbull	229 Doug S. Trumbull		-- #9 -- ** Finished **
1 Ln=11 h=20 223 Noah E. Wagner		168 Doug S. Trumbull	
2 Ln=5 h=32 223 Eric L. Slater	218 Dylan Dohanos		
2 Ln=9 h=33 280 Dylan Dohanos			
3 Ln=12 h=13 197 Ryan K. Studebaker	199 Nathaniel D. Hensc		
3 Ln=10 h=20 202 Nathaniel D. Henschen		246 Shad F. King	
4 Ln=9 h=4 201 Kyle W. Waynick	227 Shad F. King		
4 Ln=2 h=23 239 Shad F. King			
			\$15 Shad F. King
			\$6 Doug S. Trumbull
1 Ln=11 h=20 223 Noah E. Wagner	243 Noah E. Wagner		-- #10 -- ** Finished **
1 Ln=6 h=25 203 Stephen H. Cole		220 Noah E. Wagner	
2 Ln=14 h=17 228 Gilbert R. Naugle	227 Shad F. King		
2 Ln=2 h=23 239 Shad F. King			
3 Ln=3 h=22 202 Anthony R. Haney	218 Dylan Dohanos		
3 Ln=9 h=33 280 Dylan Dohanos		261 Kyle W. Waynick	
4 Ln=9 h=4 201 Kyle W. Waynick	248 Kyle W. Waynick		
4 Ln=5 h=48 184 John A. Powers			
			\$15 Kyle W. Waynick
			\$6 Noah E. Wagner

Wednesday 6:00 pm

Al-Mar Lanes

Lanes 1 - 16

\$3 Brackets - 8 person 3 game - Handicap

Game 1	Game 2	Game 3	
1 Ln=12 h=13 197 Ryan K. Studebaker	243 Noah E. Wagner		-- #11 -- ** Finished ** \$15 Shad F. King \$6 Noah E. Wagner
1 Ln=11 h=20 223 Noah E. Wagner		220 Noah E. Wagner	
2 Ln=14 h=39 223 James R. Lowry	218 Dylan Dohanos		
2 Ln=9 h=33 280 Dylan Dohanos			
3 Ln=3 h=22 202 Anthony R. Haney	227 Shad F. King		
3 Ln=2 h=23 239 Shad F. King		246 Shad F. King	
4 Ln=14 h=17 228 Gilbert R. Naugle	214 Gilbert R. Naugle		
4 Ln=5 h=48 184 John A. Powers			
1 Ln=15 h=53 218 Amber N. Dewitt	243 Noah E. Wagner		-- #12 -- ** Finished ** \$15 Shad F. King \$6 Noah E. Wagner
1 Ln=11 h=20 223 Noah E. Wagner		220 Noah E. Wagner	
2 Ln=15 h=26 210 Jon A. Zinn	213 James J. Alfaro		
2 Ln=2 h=16 272 James J. Alfaro			
3 Ln=2 h=23 239 Shad F. King	227 Shad F. King		
3 Ln=14 h=40 199 Gene L. VanDeVelde		246 Shad F. King	
4 Ln=12 h=13 197 Ryan K. Studebaker	225 Kirk D. Starkey		
4 Ln=4 h=22 217 Kirk D. Starkey			
1 Ln=11 h=8 259 Richard J. Yates Jr	225 Richard J. Yates Jr		-- #13 -- ** Finished ** \$15 James J. Alfaro \$6 Noah E. Wagner
1 Ln=2 h=23 239 Shad F. King		220 Noah E. Wagner	
2 Ln=11 h=20 223 Noah E. Wagner	243 Noah E. Wagner		
2 Ln=4 h=22 217 Kirk D. Starkey			
3 Ln=3 h=22 202 Anthony R. Haney	203 Anthony R. Haney		
3 Ln=10 h=20 202 Nathaniel D. Henschen	199 Nathaniel D. Hensche	316 James J. Alfaro <small>*** Lost the tie</small>	
4 Ln=2 h=16 272 James J. Alfaro	213 James J. Alfaro		
4 Ln=13 h=13 239 Paul R. Overhulse			

\$3 Brackets - Bracket 2 - Scratch

Game 1	Game 2	Game 3	
1 Lane 11 251 Richard J. Yates Jr	217 Richard J. Yates Jr		-- #1 -- ** Finished ** \$15 Eric D. Hamilton \$6 Richard J. Yates Jr
1 Lane 14 211 Gilbert R. Naugle		202 Richard J. Yates Jr	
2 Lane 9 197 Kyle W. Waynick	161 Bill L. Schumacher		
2 Lane 13 209 Bill L. Schumacher			
3 Lane 2 216 Shad F. King	197 James J. Alfaro		
3 Lane 2 256 James J. Alfaro		205 Eric D. Hamilton	
4 Lane 12 247 Eric D. Hamilton	266 Eric D. Hamilton		
4 Lane 13 226 Paul R. Overhulse			

Wednesday 6:00 pm

Al-Mar Lanes

Lanes 1 - 16

\$3 Brackets - Bracket 2 - Scratch

Game 1		Game 2		Game 3		
1 Lane 13	226 Paul R. Overhulse					-- #2 --
1 Lane 9	197 Kyle W. Waynick	225 Paul R. Overhulse				
2 Lane 12	247 Eric D. Hamilton			205 Eric D. Hamilton		
2 Lane 4	195 Kirk D. Starkey	266 Eric D. Hamilton				
3 Lane 2	256 James J. Alfaro					
3 Lane 12	238 Tawonne M. Lawson	197 James J. Alfaro				\$15 Eric D. Hamilton
4 Lane 6	202 Doug S. Trumbull			202 Richard J. Yates Jr		\$6 Richard J. Yates Jr
4 Lane 11	251 Richard J. Yates Jr	217 Richard J. Yates Jr				
1 Lane 2	256 James J. Alfaro					-- #3 --
1 Lane 9	197 Kyle W. Waynick	197 James J. Alfaro				
2 Lane 6	202 Doug S. Trumbull			205 Eric D. Hamilton		
2 Lane 12	247 Eric D. Hamilton	266 Eric D. Hamilton				
3 Lane 4	195 Kirk D. Starkey					\$15 Tawonne M. Lawson
3 Lane 11	251 Richard J. Yates Jr	217 Richard J. Yates Jr				\$6 Eric D. Hamilton
4 Lane 12	238 Tawonne M. Lawson			224 Tawonne M. Laws		
4 Lane 2	216 Shad F. King	228 Tawonne M. Laws				
1 Lane 12	238 Tawonne M. Lawson					-- #4 --
1 Lane 13	209 Bill L. Schumacher	228 Tawonne M. Laws				
2 Lane 2	256 James J. Alfaro			224 Tawonne M. Laws		
2 Lane 11	251 Richard J. Yates Jr	197 James J. Alfaro				
3 Lane 12	184 Ryan K. Studebaker					\$15 Tawonne M. Lawson
3 Lane 12	247 Eric D. Hamilton	266 Eric D. Hamilton				\$6 Eric D. Hamilton
4 Lane 9	197 Kyle W. Waynick			205 Eric D. Hamilton		
4 Lane 6	202 Doug S. Trumbull	205 Doug S. Trumbull				
1 Lane 12	184 Ryan K. Studebaker					-- #5 --
1 Lane 12	238 Tawonne M. Lawson	228 Tawonne M. Laws				
2 Lane 13	226 Paul R. Overhulse			224 Tawonne M. Laws		
2 Lane 11	251 Richard J. Yates Jr	217 Richard J. Yates Jr				
3 Lane 13	209 Bill L. Schumacher					\$15 Tawonne M. Lawson
3 Lane 12	247 Eric D. Hamilton	266 Eric D. Hamilton				\$6 Eric D. Hamilton
4 Lane 2	256 James J. Alfaro			205 Eric D. Hamilton		
4 Lane 14	211 Gilbert R. Naugle	197 James J. Alfaro				

Wednesday 6:00 pm

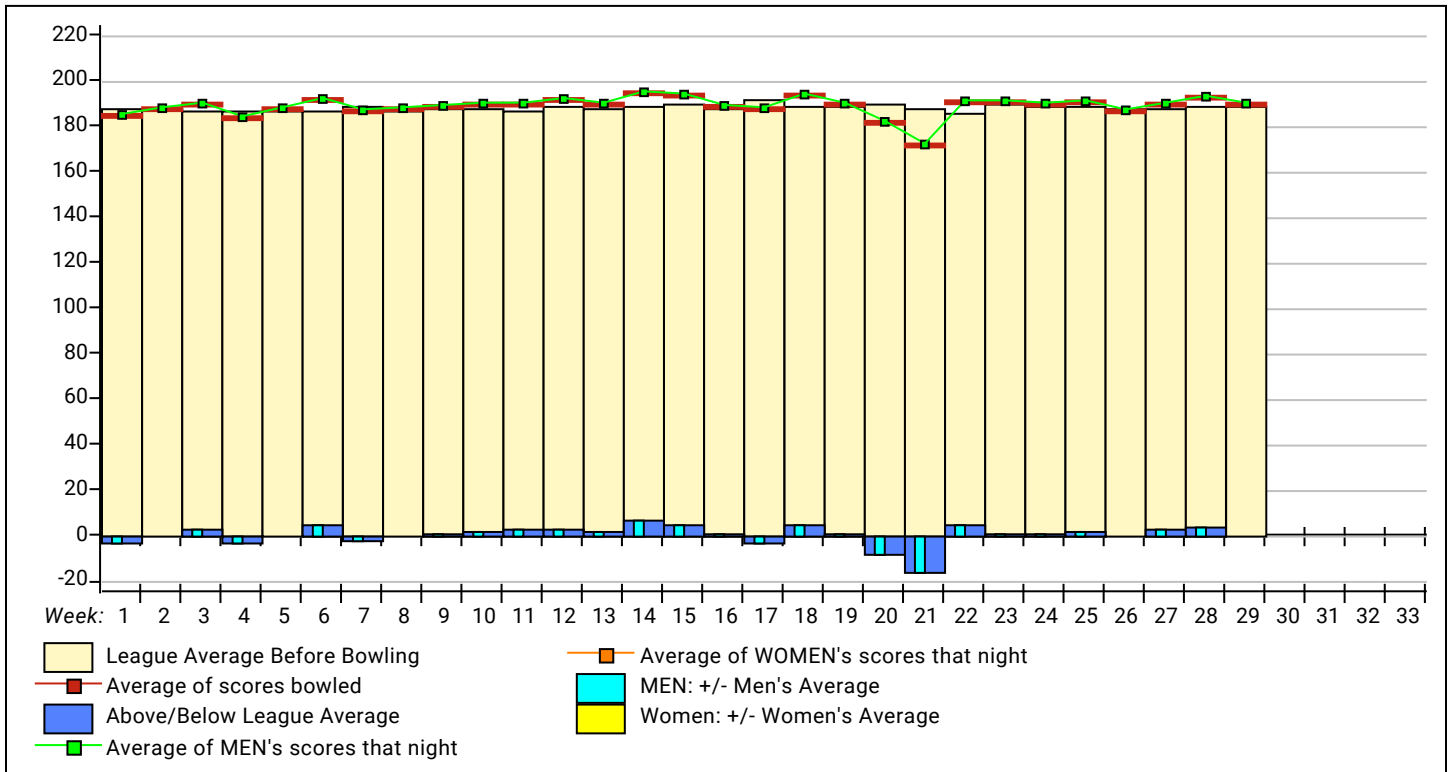
Al-Mar Lanes

Lanes 1 - 16

\$3 Brackets - Bracket 2 - Scratch

Game 1	Game 2	Game 3	
1 Lane 4 195 Kirk D. Starkey	197 James J. Alfaro		-- #6 -- ** Finished **
1 Lane 2 256 James J. Alfaro		205 Eric D. Hamilton	
2 Lane 14 211 Gilbert R. Naugle	266 Eric D. Hamilton		
2 Lane 12 247 Eric D. Hamilton			
3 Lane 11 251 Richard J. Yates Jr	217 Richard J. Yates Jr		
3 Lane 2 216 Shad F. King		224 Tawonne M. Laws	
4 Lane 12 238 Tawonne M. Lawson	228 Tawonne M. Laws		\$15 Tawonne M. Lawson
4 Lane 9 197 Kyle W. Waynick			\$6 Eric D. Hamilton

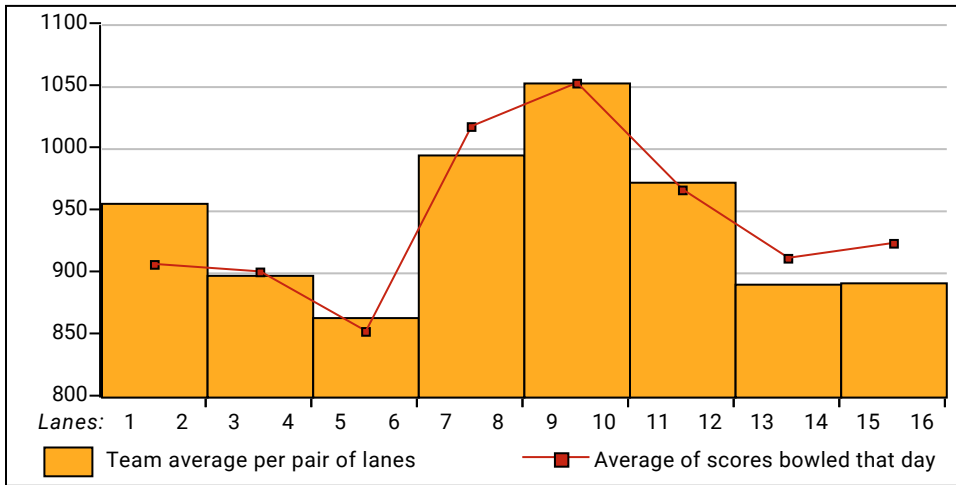
League Average Week-by-Week



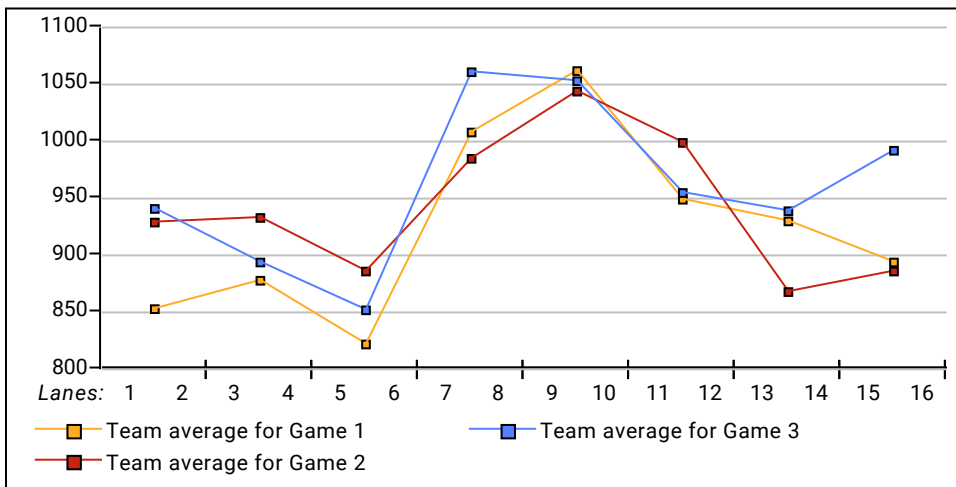
This Week's Statistics

	<u>Men</u>
How many people bowled	77
Number of games bowled	231
Actual average of week's scores	189.59
How many games above average	115
How many games below average	112
Pins above/below average per game	0.94
How many people raised average	37
by this amount	1.06
How many people went down	40
by this amount	-0.75
League average before bowling	189.12
League average after bowling	189.25
Change in league average	0.12
800s	--
775s	--
750s	1
725s	3
700s	2
675s	2
650s	3
625s	4
600s	7
575s	10
550s	14
525s	11
500s	9
475s	4
450s	4
425s	--
400s	2
below 400	1
300s	1
275s	--
250s	12
225s	19
200s	53
175s	69
150s	56
125s	17
100s	4
below 100	--

Team Average vs Avg of Scores



Average of Scores for Each Game



Amount Over/Under Team Average

