

Thursday 6:50 pm

Inman's Bowling & Fun Center

Lanes 17 - 32

View Standings on the Web

Visit LeagueSecretary.com - This league's ID number is 96421

President: Ted Rosenquist Ted.rosenquist@gmail.com

Vice President: Larry Achten lachtenjr@gmail.com

Secretary/Treasurer: Shaun Ciesielski inmansbowl@gmail.com

Important Announcements

HOUSE JACKPOT: \$2 House Mystery, \$3 Strike It Ritch, \$5 Stay Clean

SHOP BOWLING EQUIPMENT www.AboveAllBowling.com PROMO CODE: INMANS5

*BOWL-OUTS Call ahead to schedule. Mon,Tues,Thurs 10a-5p or 9p-11p.

Wed+Sat 10a-5p, Sun 12p-5p. Times Subject To Change Based on Business

===== U P C O M I N G T O U R N A M E N T S =====

Www.ShaunsTournaments.com & www.Facebook.com/ShausTournaments

ADULTS W I N C A S H & YOUTH W I N S C H O L A R S H I P

-8 Is Enough, 8 Games of 8 Pin No Tap. Sunday April 28 at 10:08am

-King of the Hill Friday's Weekly Tournament 10:00pm May 24 - Aug. 16

Lane Assignments

	17-18	19-20	21-22	23-24	25-26	27-28	29-30	31-32
Wk29 03/28	11- 4	7-14	10-16	1- 5	6- 2	12- 3	8-13	15- 9
Wk30 04/04	7-12	10- 4	3-14	2- 8	9- 5	11-16	15- 1	13- 6
Wk31 04/11	☛ Position Round- Start Lane - 17							

Team Standings

Place	Lane	#	Team Name	Points Won	Points Lost	%Won	Scratch Pins	Pins + HDCP	Team Avg	High Game	HDCP Game	High Sers	HDCP Sers	Year-To-Date WON	Y-T-D LOST
1	32	9	Muddy Waters	127	57	69.0	12267	16134	500	620	760	1753	2159	343	289
2	19	7	"DFS"	120	64	65.2	16389	16710	660	798	818	2190	2250	341	303
3	28	3	5 Eyes	113	71	61.4	15532	16723	624	751	813	2100	2247	368 ½	275 ½
4	21	10	Team 10	112½	71 ½	61.1	14800	16054	622	729	784	2041	2251	278 ½	365 ½
5	24	5	Let's Go Brandon!	109½	74 ½	59.5	14975	16526	614	731	789	1999	2218	400 ½	243 ½
6	27	12	Triple Digits	98½	85 ½	53.5	13905	16335	575	688	783	1879	2164	325	319
7	31	15	Hope 2 Cure T1D	95½	88 ½	51.9	12939	16470	493	627	775	1728	2188	309 ½	334 ½
8	17	11	Over the Hill	94	90	51.1	15652	16087	655	796	808	2142	2178	278	366
9	26	2	Team 2	91	93	49.5	15519	16689	625	743	786	2079	2242	320	324
10	22	16	She Likes Us More	89½	94 ½	48.6	15254	16073	641	795	837	2156	2279	342	302
11	23	1	Candice's Rejects	82½	101 ½	44.8	14132	16013	599	726	771	2070	2165	335	309
12	20	14	It's ALL Relative	72	112	39.1	12812	15857	530	726	774	2000	2199	254	390
13	25	6	Team 6	70	114	38.0	14018	15899	591	717	799	1989	2235	316 ½	327 ½
14	18	4	Carl's Truck Repair	68	116	37.0	14107	16237	609	707	803	1933	2144	337	307
15	29	8	1 King w/ 2 Peasants	66	118	35.9	11622	15789	531	633	810	1773	2186	321 ½	322 ½
16	30	13	Drinker R Us	62	122	33.7	12245	14375	573	678	778	1905	2205	241	403

Review of Last Week's Bowling.....

Lanes	Team Name	HDCP -1-	HDCP -2-	HDCP -3-	HDCP Total	Last Wk WON	Team Name	HDCP -1-	HDCP -2-	HDCP -3-	HDCP Total	Last Wk WON
17-18	Team 2	722	653	604	1979	3	Drinker R Us	718	709	778	2205	20
19-20	Team 6	629	711	605	1945	9	1 King w/ 2 Peasants	702	665	677	2044	14
21-22	Candice's Rejects	613	627	650	1890	5	Muddy Waters	624	719	669	2012	18
23-24	Triple Digits	661	720	783	2164	18	It's ALL Relative	669	663	657	1989	5
25-26	Team 10	636	762	690	2088	19	Over the Hill	624	649	666	1939	4
27-28	Hope 2 Cure T1D	676	714	701	2091	18	Let's Go Brandon!	666	656	642	1964	5
29-30	5 Eyes	800	726	721	2247	19	"DFS"	651	582	797	2030	4
31-32	Carl's Truck Repair	628	687	702	2017	6	She Likes Us More	674	720	685	2079	17

HOW THE 23 POINTS WORK PER NIGHT

11 Team = 2 Per HCAP Gm, 3 HCAP Series, Bonus 2 High HCAP Gm on Pair
 12 Matchplay = 1 Per HCAP Game, 1 HCAP Series, Per Person

Individual High Averages

Men	232.46	Ted Rosenquist	Women	220.54	Candice Tovo
	230.96	John Ulicny		206.03	Savanna Murry
	229.10	Larry Achten		200.87	Celia Charlson

High Avg	
228.64	Scott Kaszubski
223.62	Scott Carr
222.13	Kris Lyles
221.36	Mark Crowe
220.08	Tyler Klemz

High Avg	
193.52	Carly Richel
192.40	Cassie Ginter
190.41	Teresa Rivera
175.72	Chrystal Ziegler
128.98	Stephanie Stack

High Individual Match Points

Men	Score	Name	Women	Score	Name
	75	John Ulicny	60.5	Chrystal Ziegler	
	69.5	John Radinsky	59	Candice Tovo	
	66	Tyler Klemz	56	Cassie Ginter	
	65	Ted Rosenquist	52.5	Carly Richel	
	61.5	Dan Rivera	49	Savanna Murry	
	61	Dave Jaskulski	43.5	Teresa Rivera	
	61	Robert Wroblewski	40.5	Stephanie Stack	

Season High Scores

Team Scratch Game	Team Scratch Series	Team Handicap Game	Team Handicap Series
798 "DFS"	2190 "DFS"	837 She Likes Us More	2279 She Likes Us More
796 Over the Hill	2156 She Likes Us More	818 "DFS"	2251 Team 10
795 She Likes Us More	2142 Over the Hill	813 5 Eyes	2250 "DFS"

	Scratch Game	Scratch Series	Handicap Game	Handicap Series
Men	300 Mark Crowe	826 Scott Kaszubski	332 Chase Farmer	867 Chase Farmer
	300 Ted Rosenquist	821 Kris Lyles	314 Scott Carr	854 Dan Rivera
	300 Larry Achten	797 Ted Rosenquist	311 Andy Funk	839 Kris Lyles
	300 Kris Lyles	784 Mark Crowe	309 Dan Rivera	826 Scott Kaszubski
	299 Scott Carr	775 Tyler Klemz	308 Pat Graham	802 Mark Crowe
Women	300 Candice Tovo	769 Candice Tovo	317 Candice Tovo	811 Candice Tovo
	279 Savanna Murry	713 Savanna Murry	304 Carly Richel	800 Carly Richel
	279 Carly Richel	704 Carly Richel	302 Savanna Murry	785 Savanna Murry
	258 Celia Charlson	693 Celia Charlson	295 Chrystal Ziegler	768 Celia Charlson
	258 Cassie Ginter	661 Cassie Ginter	295 Teresa Rivera	759 Cassie Ginter

**Season Game Over Average
Game - Avg=Difference**

Men	295 - 186=109	Chase Farmer
	299 - 209=90	Scott Carr
	257 - 168=89	Andy Funk
Women	300 - 207=93	Candice Tovo
	279 - 198=81	Carly Richel
	278 - 199=79	Savanna Murry

**Season Series over Average
Series - Avg=Difference**

756 - 558=198	Chase Farmer
734 - 546=188	Dan Rivera
821 - 654=167	Kris Lyles
769 - 630=139	Candice Tovo
704 - 573=131	Carly Richel
713 - 597=116	Savanna Murry

Split 1 High Scores

Team Scratch Game	Team Scratch Series	Team Handicap Game	Team Handicap Series
796 Over the Hill	2142 Over the Hill	813 5 Eyes	2251 Team 10
744 5 Eyes	2041 Team 10	810 1 King w/ 2 Peasants	2208 Team 6
726 It's ALL Relative	2000 It's ALL Relative	808 Over the Hill	2199 It's ALL Relative

	Scratch Game	Scratch Series	Handicap Game	Handicap Series
Men	300 Mark Crowe	788 Scott Kaszubski	314 Scott Carr	815 Scott Kaszubski
	299 Scott Carr	752 Richie Mardis	308 Pat Graham	796 Brian Babcock
	299 Dave Penfold	752 Alex Griggs	307 Dave Penfold	794 Joey Cuellar
	290 Robert Wroblewski	748 John Ulicny	303 Mark Crowe	791 Alex Griggs
	289 Ted Rosenquist	747 Larry Achten	300 Shaun Quinn Sr	790 Chris Taylor
	289 Shaun Quinn Sr			
Women	279 Candice Tovo	720 Candice Tovo	298 Candice Tovo	800 Carly Richel
	267 Savanna Murry	704 Carly Richel	295 Teresa Rivera	777 Candice Tovo
	265 Carly Richel	657 Cassie Ginter	294 Cassie Ginter	759 Cassie Ginter
	257 Teresa Rivera	656 Celia Charlson	291 Carly Richel	753 Chrystal Ziegler
	256 Cassie Ginter	653 Savanna Murry	285 Savanna Murry	749 Celia Charlson

Split 2 High Scores

Team Scratch Game	Team Scratch Series	Team Handicap Game	Team Handicap Series
798 "DFS"	2190 "DFS"	837 She Likes Us More	2279 She Likes Us More
796 Over the Hill	2156 She Likes Us More	818 "DFS"	2251 Team 10
795 She Likes Us More	2142 Over the Hill	813 5 Eyes	2250 "DFS"

Split 2 High Scores - Continued

	<u>Scratch Game</u>	<u>Scratch Series</u>	<u>Handicap Game</u>	<u>Handicap Series</u>
Men	300 Mark Crowe	826 Scott Kaszubski	314 Scott Carr	826 Scott Kaszubski
	300 Larry Achten	769 Mark Crowe	309 Dan Rivera	802 Mark Crowe
	300 Anthony Miller	768 Ted Rosenquist	308 Pat Graham	791 Alex Griggs
	299 Scott Carr	768 John Ulicny	305 Jedidiah Ziegler	790 Chris Taylor
	296 Kris Lyles	761 Steve Finley	305 Kris Lyles	789 Brian Ginter
Women	300 Candice Tovo	769 Candice Tovo	317 Candice Tovo	811 Candice Tovo
	279 Carly Richel	713 Savanna Murry	304 Carly Richel	800 Carly Richel
	278 Savanna Murry	704 Carly Richel	302 Savanna Murry	785 Savanna Murry
	258 Cassie Ginter	693 Celia Charlson	295 Chrystal Ziegler	768 Celia Charlson
	257 Teresa Rivera	661 Cassie Ginter	295 Teresa Rivera	759 Cassie Ginter

Most Improved Average

Men	165 to 188.29 =+23.29 Chase Farmer	165 to 185.82 =+20.82 John Radinsky	119 to 135.37 =+16.37 Christan VeCase
Women	212 to 220.54 =+8.54 Candice Tovo	185 to 193.52 =+8.52 Carly Richel	121 to 128.98 =+7.98 Stephanie Stack

Last Week's Top Scores

	<u>Team Scratch Game</u>	<u>Team Scratch Series</u>	<u>Team Handicap Game</u>	<u>Team Handicap Series</u>
	796 "DFS"	2100 5 Eyes	800 5 Eyes	2247 5 Eyes
	751 5 Eyes	2027 "DFS"	797 "DFS"	2205 Drinker R Us
	688 Triple Digits	1977 She Likes Us More	783 Triple Digits	2164 Triple Digits
	<u>Scratch Game</u>	<u>Scratch Series</u>	<u>Handicap Game</u>	<u>Handicap Series</u>
Men	279 Mark Crowe	784 Mark Crowe	304 Dan Rivera	854 Dan Rivera
	279 Shaun Quinn Sr	734 Dan Rivera	286 Chris Taylor	799 Mark Crowe
	276 Joey Cuellar	718 Alex Griggs	284 Mark Crowe	775 John Giggy
	275 Ted Rosenquist	717 Brian Ginter	279 Shaun Quinn Sr	747 Anthony Schuch
	269 Chris Taylor	717 Scott Carr	277 Joey Cuellar	739 Alex Griggs
Women	247 Candice Tovo	698 Candice Tovo	275 Chrystal Ziegler	748 Chrystal Ziegler
	245 Celia Charlson	631 Savanna Murry	268 Celia Charlson	710 Candice Tovo
	227 Chrystal Ziegler	625 Celia Charlson	251 Candice Tovo	694 Celia Charlson
	226 Savanna Murry	604 Chrystal Ziegler	245 Savanna Murry	688 Savanna Murry
	213 Cassie Ginter	580 Carly Richel	243 Cassie Ginter	670 Carly Richel

Weekly Game Over Average
Game - Avg=Difference

Men	264 - 182=82	Dan Rivera
	269 - 207=62	Chris Taylor
	279 - 219=60	Mark Crowe
Women	227 - 174=53	Chrystal Ziegler
	245 - 200=45	Celia Charlson
	247 - 220=27	Candice Tovo

Weekly Series over Average
Series - Avg=Difference

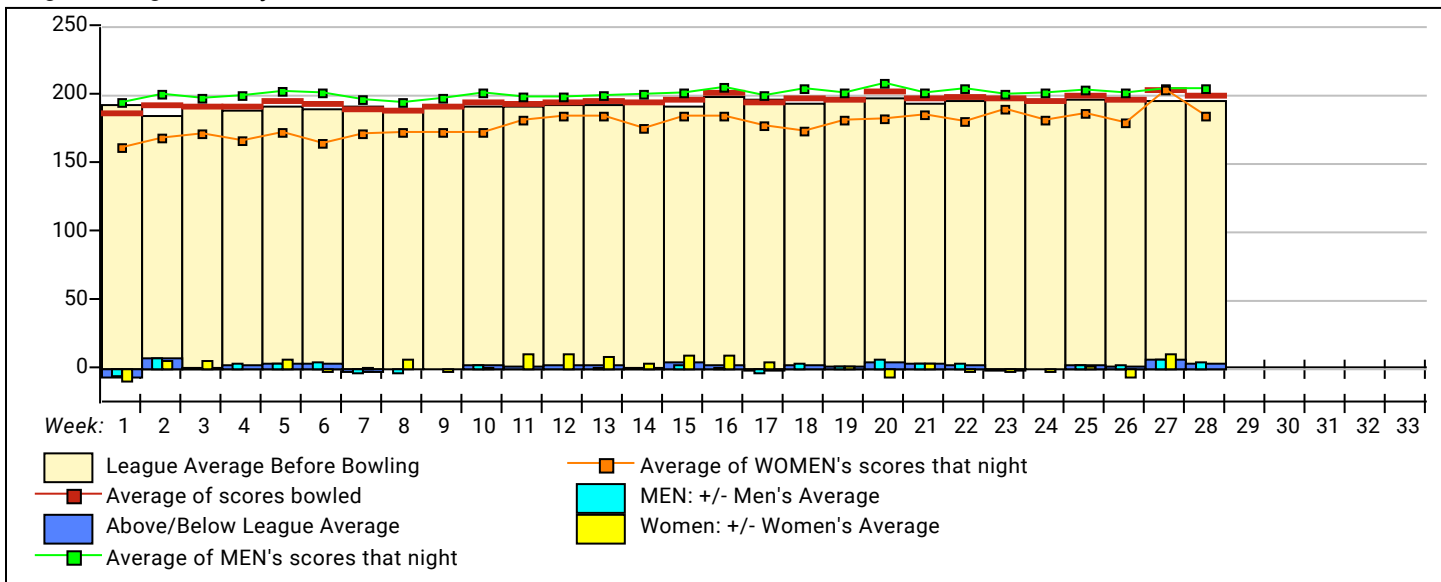
734 - 546=188	Dan Rivera
784 - 657=127	Mark Crowe
661 - 555=106	John Giggy
604 - 522=82	Chrystal Ziegler
698 - 660=38	Candice Tovo
625 - 600=25	Celia Charlson

Team Rosters

Name	True		HDCP							High		HDCP		To Raise		Points		Most Improved	
	Average	HDCP	Pins	Gms	-1-	-2-	-3-	Total	Total	Game	Game	Sers	Sers	Avg +1	Won	250's	700's	Avg	+/-
1 - Candice's Rejects	Lane 23	HDCP=71	Avg=599																
James Tovo	172.79	50	5702	33				0	0	236	290	602	758	526	22.0	--	--	176	-3.21
Eddie Carder	207.19	17	14918	72	i172	a192	a192	556	607	279	296	704	761	682	49.0	5	1	214	-6.81
Tyler Klemz	220.08	4	18487	84	215	184	216	615	627	269	278	775	793	740	66.0	11	6	211	+9.08
Meg Scott	150.97	71	4982	33	135	160	151	446	656	209	285	522	735	454	29.0	--	--		
Matt Bobrowski	217.61	7	3917	18				0	0	267	273	711	729	661	11.0	1	2		
2 - Team 2	Lane 26	HDCP=51	Avg=625																
Teresa Rivera	190.41	33	13138	69	171	180	170	521	617	257	295	630	738	614	43.5	1	--	184	+6.41
Savanna Murry	206.03	18	14216	69	221	226	184	631	688	279	302	713	785	688	49.0	7	1	206	+0.03
Larry Achten	229.10	0	13746	60				0	0	300	300	759	759	744	47.5	14	8	228	+1.10
Shaun Quinn Sr	226.24	0	4751	21	279	196	199	674	674	289	300	738	771	697	18.0	4	2	213	+13.24
Jeff Snuffer	237.00	0	2133	9				0	0	279	282	730	739	723	10.0	3	3	221	+16.00
Ethan Achten	220.50	4	1323	6				0	0	266	270	662	674	666	1.0	1	--		
Derek J. Carter	217.67	0	653	3				0	0	258	258	653	653	655	3.0	1	--	232	-14.33
3 - 5 Eyes	Lane 28	HDCP=46	Avg=624																
Dan Rivera	184.77	38	13858	75	264	237	233	734	854	264	309	734	854	572	61.5	3	1	175	+9.77
Tom Charles	217.88	7	16341	75				0	0	278	287	740	779	663	49.5	8	4	211	+6.88
Scott Carr	223.62	1	17442	78	235	245	237	717	720	299	314	754	784	702	57.5	16	10	223	+0.62
Nicholas Howell	197.93	26	2969	15				0	0	238	252	632	716	595	8.0	--	--	210	-12.07
Brandon Dawson	216.33	8	649	3	252	195	202	649	673	252	260	618	618	618	8.0	--	--		

Name	True				-1-	-2-	-3-	Total	HDCP		High		HDCP		To Raise	Points			Most Improved	
	Average	HDCP	Pins	Gms					Total	Game	Game	Sers	Sers	Avg +1		Won	250's	700's	Avg	+/-
15 - Hope 2 Cure T1D Lane 31 HDCP=171 Avg=493																				
Charlotte Pitts	109.50	110	6132	56			0	0	138	250	366	707	358	34.0	--	--	107	+2.50		
Dave Winterrowd	182.65	40	14795	81	176	214	207	597	717	263	304	656	785	577	59.5	1	--	173	+9.65	
Tim Pitts	202.56	21	16205	80	179	234	212	625	688	279	303	713	785	644	56.0	4	1	199	+3.56	
Josh Kelly	138.83	82	3332	24	177	122	138	437	686	187	270	460	715	421	13.0	--	--			
16 - She Likes Us More Lane 22 HDCP=34 Avg=641																				
Carly Richel	193.52	30	15675	81	181	192	207	580	670	279	304	704	800	621	52.5	3	1	185	+8.52	
Candice Tovo	220.54	4	17864	81	247	226	225	698	710	300	317	769	811	700	59.0	16	9	212	+8.54	
Scott Kaszubski	228.64	0	19206	84	212	268	219	699	699	289	289	826	826	717	59.5	22	10	215	+13.64	
Jimmy Petersen	175.60	47	2634	15			0	0	241	277	611	719	534	8.0	--	--	187	-11.40		

League Average Week-by-Week



Bracket Payouts

Bowler	Lane	Refund	Winnings	Amt Paid	Balance Due	Paid
--------	------	--------	----------	----------	-------------	------

Important Messages

HOUSE MYSTERY POT: \$2.00 to Enter, Covers Games 1 & 2 ONLY
 Circle The Number Next To Your Name and Drop Your \$2 In The Bucket

Alphabetical List of All Members of This League

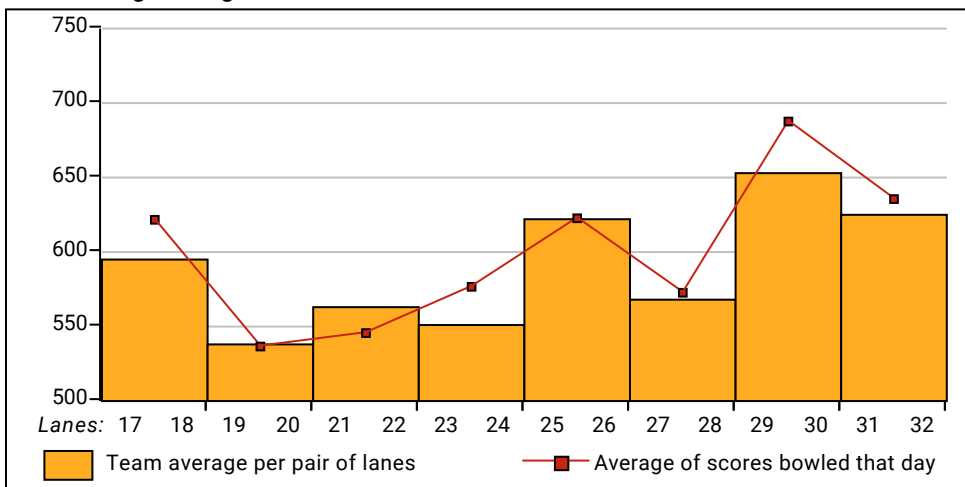
Lane		True					Lane		True						
NxtWk	Team	Name	Average	Pins	Gms	HDCP	NxtWk	Team	Name	Average	Pins	Gms	HDCP		
1	26	2	Achten, Ethan	220.50	1323	6	4	41	19	7	Miller, Anthony	230.38	9676	42	0
2	26	2	Achten, Larry	229.10	13746	60	0	42	32	9	Mudd, Eric	194.28	15154	78	29
3		0	Achten, Natalie		0	0	64	43	32	9	Mudd, John	135.47	6909	51	85
4	29	8	Babcock, Brian	162.78	11720	72	59	44	26	2	Murry, Savanna	206.03	14216	69	18
5	23	1	Bobrowski, Matt	217.61	3917	18	7	45	32	9	Null, Scott	187.17	4492	24	36
6	30	13	Bruce, Jessica	187.33	562	3	43	46	25	6	Penfold, Dave	210.60	3159	15	14
7	23	1	Carder, Eddie	207.19	14918	72	17	47	30	13	Perkins, Amy	121.63	3649	30	98
8	28	3	Carr, Scott	223.62	17442	78	1	48	22	16	Petersen, Jimmy	175.60	2634	15	47
9	26	2	Carter, Derek J.	217.67	653	3	0	49	31	15	Pitts, Charlotte	109.50	6132	56	110
10	28	3	Charles, Tom	217.88	16341	75	7	50	31	15	Pitts, Tim	202.56	16205	80	21
11	18	4	Charlson, Carl	202.94	12582	62	21	51	18	4	Priano, Irene	168.80	7596	45	54
12	18	4	Charlson, Celia	200.87	10847	54	23	52	18	4	Priano, Tony	207.91	9356	45	17
13	27	12	Crowe, Mark	221.36	12175	55	3	53	26	2	Quinn Sr, Shaun	226.24	4751	21	0
14	19	7	Cuellar, Joey	222.88	9361	42	2	54	25	6	Radinsky, Jeff	173.80	2607	15	49
15	28	3	Dawson, Lance	216.33	649	3	8	55	25	6	Radinsky, John	185.82	13379	72	38
16	30	13	Eiler, Tim	178.45	13384	75	44	56	22	16	Richel, Carly	193.52	15675	81	30
17	29	8	Farmer, Chase	188.29	12992	69	35	57	28	3	Rivera, Dan	184.77	13858	75	38
18	25	6	Finley, Steve	219.36	17110	78	5	58	26	2	Rivera, Teresa	190.41	13138	69	33
19	29	8	Foster, Robert		0	0	65	59	19	7	Rosenquist, Ted	232.46	17202	74	0
20	27	12	Fulwider, Rob	201.17	1207	6	12	60	21	10	Schuch, Anthony	181.14	3804	21	41
21	32	9	Funk, Andy J.	171.44	13372	78	51	61	23	1	Scott, Meg	150.97	4982	33	71
22	30	13	Giggy, John	188.90	5667	30	35	62		0	Shah, Rocky		0	0	84
23	21	10	Ginter, Brian	220.04	15843	72	4	63	19	7	Showers, Dennis	180.79	4339	24	42
24	21	10	Ginter, Cassie	192.40	15007	78	31	64	26	2	Snuffer, Jeff	237.00	2133	9	0
25	19	7	Graham, Pat	206.41	13210	64	18	65	20	14	Stack, Stephanie	128.98	8513	66	92
26	20	14	Gray, Billy	205.67	617	3	19	66		0	Sutton, Nick		0	0	51
27	20	14	Griggs, Alex	218.04	18315	84	6	67	30	13	Taylor, Chris	207.72	11840	57	17
28	20	14	Griggs, Joe	184.07	14910	81	38	68	18	4	Thornburgh, Dave	186.85	5045	27	37
29	28	3	Howell, Nicholas	197.93	2969	15	26	69		0	Toth, Tommy	199.00	1791	9	24
30	24	5	Jaskulski, Dave	197.51	16591	84	26	70	22	16	Tovo, Candice	220.54	17864	81	4
31	29	8	Kaiser, Quintin	181.87	2728	15	41	71	23	1	Tovo, James	172.79	5702	33	50
32	22	16	Kaszubski, Scott	228.64	19206	84	0	72	24	5	Ulicny, John	230.96	19401	84	0
33	31	15	Kelly, Josh	138.83	3332	24	82	73	29	8	VeCasey, Christan	135.37	8528	63	85
34	25	6	Kleine, Jake	187.27	12360	66	36	74	18	4	Wilkening, Randy	203.25	2439	12	20
35	23	1	Klemz, Tyler	220.08	18487	84	4	75		0	Winkel, Brent		0	0	112
36	24	5	Kolis, Tim	187.62	15197	81	36	76	31	15	Winterrowd, Dave	182.65	14795	81	40
37	32	9	Kozel, Josh	148.00	444	3	74	77	17	11	Wroblewski, Robert	216.13	18155	84	8
38	17	11	Lyles, Kris	222.13	15327	69	2	78	27	12	Ziegler, Chrystal	175.72	14233	81	47
39	17	11	Mardis, Richie	217.16	16070	74	7	79	27	12	Ziegler, Jedidiah	179.68	12398	69	43
40	21	10	McWhirter, Brad	210.69	10745	51	14	80	27	12	Zuzock, Michael	164.33	986	6	57

Men & Women, Left & Right Handed Statistics

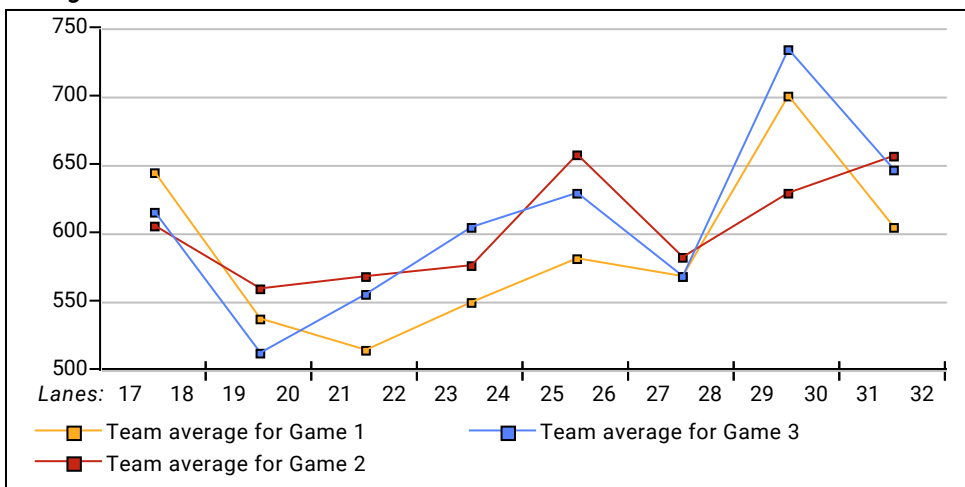
Unless designated left handed, bowlers are considered right handed.

	<u>Over All</u>	<u>M-Rt</u>	<u>M-Left</u>	<u>W-Rt</u>	<u>W-Left</u>
How many people bowled	46	35	2	9	0
Number of games bowled	138	105	6	27	0
Actual average of week's scores	200.26	204.44	200.00	184.07	0.00
How many games above average	70	57	0	13	0
How many games below average	67	48	6	13	0
Pins above/below average per game	4.33	7.04	-24.00	0.07	0.00
How many people raised average by this amount	26 0.94	22 1.02	-- 0.00	4 0.52	-- 0.00
How many people went down by this amount	19 -0.52	12 -0.48	2 -0.87	5 -0.48	-- 0.00
League average before bowling	196.32	197.77	224.42	184.42	0.00
League average after bowling	196.64	198.25	223.55	184.38	0.00
Change in league average	0.32	0.47	-0.87	-0.04	0.00
800s	--	--	--	--	--
775s	1	1	--	--	--
750s	--	--	--	--	--
725s	1	1	--	--	--
700s	4	4	--	--	--
675s	2	1	--	1	--
650s	6	6	--	--	--
625s	6	4	--	2	--
600s	7	5	1	1	--
575s	5	3	1	1	--
550s	3	3	--	--	--
525s	--	--	--	--	--
500s	4	2	--	2	--
475s	2	2	--	--	--
450s	1	1	--	--	--
425s	2	1	--	1	--
400s	1	1	--	--	--
below 400	1	--	--	1	--
300s	--	--	--	--	--
275s	4	4	--	--	--
250s	8	8	--	--	--
225s	22	16	--	6	--
200s	36	28	3	5	--
175s	36	29	3	4	--
150s	21	14	--	7	--
125s	8	5	--	3	--
100s	3	1	--	2	--
below 100	--	--	--	--	--

Team Average vs Avg of Scores



Average of Scores for Each Game



Amount Over/Under Team Average

