

Wednesday 6:30 pm

Cityview Lanes

Lanes 1 - 26

USBC Certification:

President: Andrew Brimberry is on Lane 2 abrimberry@gmail.com
 Vice President: Denis Muilenburg is on Lane 3 dmuilenburgjr@yahoo.com
 Secretary/Treasurer: Rochelle Greener is on Lane 1 rogreener@aol.com
 Sergeant at Arms: David Willis is on Lane 4 davjlm@sbcglobal.net

View Standings on the Web

Visit LeagueSecretary.com - This league's ID number is 88503
 View standings, bowler history, statistics and more. Also check out the Mobile App.
 Visit bowl.com - This league's ID number is 30712



Fall 2023 - 2024 First Half Winners: Tie between Teams 20 and 14 (Rolloff Pending)
 Fall 2022-2023 Winners: Better Chance

Points won by your name indicates the number of games over average.

Team 5 post bowled week 27 (vs. Team 23) after week 28.

If you aren't feeling well, please stay home.

Lane Assignments

	<u>1-2</u>	<u>3-4</u>	<u>5-6</u>	<u>7-8</u>	<u>9-10</u>	<u>11-12</u>	<u>13-14</u>
Wk29 04/03	1- 2	3- 4	5- 6	7- 8	9- 10	11- 12	13- 14
Wk30 04/10	26- 23	25- 2	1- 4	6- 3	5- 8	7- 10	12- 9
Wk31 04/17	24- 19	21- 26	23- 2	4- 25	6- 1	8- 3	5- 10

	<u>15-16</u>	<u>17-18</u>	<u>19-20</u>	<u>21-22</u>	<u>23-24</u>	<u>25-26</u>
Wk29 04/03	15- 16	17- 18	19- 20	21- 22	23- 24	25- 26
Wk30 04/10	11- 14	16- 13	15- 18	20- 17	19- 22	21- 24
Wk31 04/17	12- 7	14- 9	16- 11	13- 18	15- 20	17- 22

Team Standings

Place	#	Team Name	%Won	Points Won	Points Lost	UnEarned Points	Y-T-D % WON	Year-To-Date WON	Y-T-D LOST	Games Won	Scratch Pins	Pins + HDCP
1	25	Odd Balls	68.2	60	28		56.3	126	98	22	63818	73127
2	20	Split Happens	67.0	59	29		63.8	143	81	22½	64081	73570
3	18	MOJO	61.4	54	34		57.1	128	96	19	67574	73136
4	14	Phuket	61.4	54	34		61.6	138	86	20	65205	72999
5	10	Better Chance	59.1	52	36		58.9	132	92	19	63382	73621
6	5	Fantastic Four	59.1	52	36		50.9	114	110	19	59230	72379
7	4	3 Lefts Makes a Right	59.1	52	36		46.9	105	119	19	51393	71643
8	6	Double Trouble	54.5	48	40		55.4	124	100	19	59910	72957
9	23	Give Me A Break	52.3	46	42		44.6	100	124	18	52476	71172
10	12	Charlie's Chargers	51.1	45	43		50.4	113	111	16½	65056	73492
11	2	Deuces For Life	50.0	44	44		53.6	120	104	17	68680	73174
12	11	Gutter Chaos	50.0	44	44		52.7	118	106	18	60290	72542
13	1	Malfunction	50.0	44	44		46.4	104	120	16	53413	71575
14	9	No Chance	47.7	42	46		53.1	119	105	17	61271	72377
15	15	Nothing Special	47.7	42	46		48.7	109	115	15	47051	71960
16	3	Stealth Strikers	47.7	42	46		46.4	104	120	16	59599	71449
17	26	Benchwarmers	47.7	42	46		47.6	99	109	16	47117	60977
18	17	The Complete Backyard	45.5	40	48		50.9	114	110	16	63045	72015

Place	#	Team Name	%Won	Points	Points	UnEarned	Y-T-D	Year-To-Date	Y-T-D	Games	Scratch	Pins +
				Won	Lost		Points	% WON	WON		LOST	
19	8	Talent To Spare	45.5	40	48		46.4	104	120	15	52306	71680
20	19	Pop and Prodigies	43.2	38	50		52.7	118	106	13	64421	73229
21	7	Bar Association	40.9	36	52		52.7	118	106	13	48488	72374
22	13	Miller Time	40.9	36	52		46.4	104	120	14	60242	72080
23	22	Here 4 Fun	40.9	36	52		51.3	115	109	14	55161	71817
24	16	Bowl-a-Holics	38.6	34	54		36.2	81	143	12	55479	71196
25	21	Miller Ranch Hands	36.4	32	56		36.6	82	142	12	46090	70714
26	24	Back Again	34.1	30	58		35.7	80	144	11	46646	71087

Review of Last Week's Bowling.....

Lanes	Team Name	HDCP	HDCP	HDCP	HDCP	Last Wk		Team Name	HDCP	HDCP	HDCP	HDCP	Last Wk
		-1-	-2-	-3-	Total	WON			-1-	-2-	-3-	Total	WON
1-2	3 Lefts Makes a Right	890	919	839	2648	8	<--->	Fantastic Four	837	818	830	2485	0
3-4	Malfunction	912	864	850	2626	2	<--->	Gutter Chaos	972	850	898	2720	6
5-6	Pop and Prodigies	903	895	874	2672	6	<--->	Give Me A Break	838	857	880	2575	2
7-8	Talent To Spare	781	866	932	2579	4	<--->	Here 4 Fun	808	855	927	2590	4
9-10	Charlie's Chargers	839	851	874	2564	1	<--->	Split Happens	922	875	874	2671	7
11-12	Stealth Strikers	874	855	909	2638	4	<--->	Bar Association	856	912	876	2644	4
13-14	Better Chance	986	917	847	2750	2	<--->	Phuket	914	946	891	2751	6
15-16	No Chance	772	831	920	2523	2	<--->	The Complete Backya	825	843	868	2536	6
17-18	Back Again	783	855	853	2491	6	<--->	Bowl-a-Holics	803	823	836	2462	2
19-20	Odd Balls	891	870	857	2618	6	<--->	Nothing Special	849	912	826	2587	2
21-22	Miller Ranch Hands	877	909	938	2724	8	<--->	Miller Time	847	817	822	2486	0
23-24	Deuces For Life	870	820	908	2598	2	<--->	Double Trouble	849	892	923	2664	6
25-26	Benchwarmers	924	895	955	2774	8	<--->	MOJO	918	838	884	2640	0

Last Week's Top Scores

Team Scratch Game		Team Scratch Series		Team Handicap Game		Team Handicap Series	
871	Deuces For Life	2487	Deuces For Life	986	Better Chance	2774	Benchwarmers
871	Better Chance	2478	Phuket	972	Gutter Chaos	2751	Phuket
861	MOJO	2469	MOJO	955	Benchwarmers	2750	Better Chance
855	Phuket	2405	Better Chance	946	Phuket	2724	Miller Ranch Hand
823	Gutter Chaos	2369	Pop and Prodigies	938	Miller Ranch Hands	2720	Gutter Chaos
820	Split Happens	2365	Split Happens	932	Talent To Spare	2672	Pop and Prodigies
802	Pop and Prodigies	2303	Odd Balls	927	Here 4 Fun	2671	Split Happens
798	Double Trouble	2294	Charlie's Chargers	923	Double Trouble	2664	Double Trouble
790	No Chance	2289	Double Trouble	922	Split Happens	2648	3 Lefts Makes a Ri
789	Benchwarmers	2276	Benchwarmers	920	No Chance	2644	Bar Association

Scratch Game		Scratch Series		Handicap Game		Handicap Series		
Men	279	Trey Castor	753	Trey Castor	301	Anthony Young	813	Anthony Young
	278	Anthony Young	744	Anthony Young	289	Trey Castor	783	Trey Castor
	268	Skip Sand	733	Skip Sand	287	Alonso Perez	751	Alonso Perez
	258	Joseph Rodriguez	694	Joshua Gibbs	274	Bill Lane	750	Derek Hanrahan
	254	Bill Lane	679	Joseph Rodriguez	273	Ronnie Burns	748	Skip Sand
	249	Ronnie Burns	676	Andrew Brimberry	273	Derek Hanrahan	735	Gerald Miller
	247	Andrew Brimberry	674	Jim Greener	273	Skip Sand	719	Josh Holland
	247	Jay Rux	669	Derek Hanrahan	271	Gerald Miller	711	Walter Rodriguez
	246	Jim Greener	661	Marshall McNeese	270	Josh Holland	706	Joseph Rodriguez
	246	Derek Hanrahan	646	Kevin Brown	267	Joseph Rodriguez	703	Marshall McNeese
Women	254	Kecia Andries	636	Kecia Andries	284	Kecia Andries	738	Karen Burns-Lane
	239	Shannon Jones	631	Shannon Jones	272	Shannon Jones	730	Shannon Jones
	218	Steffany Brown	620	Steffany Brown	271	Michelle Marlin	728	Mary Hannah Pruett
	212	Karen Burns-Lane	612	Karen Burns-Lane	265	Mary Hannah Pruett	726	Kecia Andries
	212	Michelle Marlin	568	Theresa Bankston	262	Lindsey Halbert	700	Natalie Griffith
	207	Theresa Bankston	548	Trisha Burns	261	Natalie Griffith	698	Lindsey Halbert
	199	Trisha Burns	543	Kristina Baker	255	Kasey Campbell	679	Michelle Marlin
	196	Mary Hannah Pruett	521	Mary Hannah Pruett	254	Karen Burns-Lane	679	Theresa Bankston
	192	Cyndi Dyche	513	Angel PinaHardin	244	Theresa Bankston	678	Kay Foster
	191	Natalie Griffith	509	Cyndi Dyche	241	Kay Foster	675	Angel PinaHardin

Weekly Game Over Average

Game - Avg=Difference

Men	278 - 194=84	Anthony Young
	198 - 121=77	Alonso Perez

Weekly Series over Average

Series - Avg=Difference

	744 - 582=162	Anthony Young
	753 - 624=129	Trey Castor

Weekly Game Over Average

Game - Avg=Difference

279 - 208=71	Trey Castor
200 - 141=59	Gerald Miller
254 - 197=57	Bill Lane
246 - 189=57	Derek Hanrahan
249 - 193=56	Ronnie Burns
236 - 182=54	Josh Holland
268 - 214=54	Skip Sand
258 - 210=48	Joseph Rodriguez
Women	
254 - 186=68	Kecia Andries
212 - 154=58	Michelle Marlin
239 - 183=56	Shannon Jones
196 - 143=53	Mary Hannah Pruett
190 - 140=50	Lindsey Halbert
191 - 142=49	Natalie Griffith
166 - 121=45	Kasey Campbell
212 - 173=39	Karen Burns-Lane
207 - 178=29	Theresa Bankston
181 - 153=28	Kay Foster

Weekly Series over Average

Series - Avg=Difference

484 - 363=121	Alonso Perez
669 - 567=102	Derek Hanrahan
522 - 423=99	Gerald Miller
733 - 642=91	Skip Sand
617 - 546=71	Josh Holland
582 - 516=66	Walter Rodriguez
461 - 396=65	Nick Redman
577 - 525=52	Matt Hertel
Women	
612 - 519=93	Karen Burns-Lane
521 - 429=92	Mary Hannah Pruett
631 - 549=82	Shannon Jones
636 - 558=78	Kecia Andries
490 - 426=64	Natalie Griffith
482 - 420=62	Lindsey Halbert
502 - 462=40	Michelle Marlin
498 - 459=39	Kay Foster
513 - 477=36	Angel PinaHardin
568 - 534=34	Theresa Bankston

Last Week's Top Game Scores

Men	Game 1 SCR	258	Joseph Rodriguez	254	Bill Lane	249	Ronnie Burns
Women	Game 1 SCR	218	Steffany Brown	213	Shannon Jones	194	Karen Burns-Lane
Men	Game 2 SCR	244	Anthony Young	241	Trey Castor	237	Joshua Rodriguez
Women	Game 2 SCR	239	Shannon Jones	212	Steffany Brown	206	Karen Burns-Lane
Men	Game 3 SCR	279	Trey Castor	278	Anthony Young	268	Skip Sand
Women	Game 3 SCR	254	Kecia Andries	212	Karen Burns-Lane	212	Michelle Marlin
Men	Game 1 HDCP	274	Bill Lane	273	Ronnie Burns	273	Derek Hanrahan
Women	Game 1 HDCP	255	Kasey Campbell	246	Shannon Jones	236	Karen Burns-Lane 236 Steffany Brown
Men	Game 2 HDCP	267	Anthony Young	251	Trey Castor	251	Matt Hertel 251 Gary Mulloy
Women	Game 2 HDCP	272	Shannon Jones	265	Mary Hannah Pruett	261	Natalie Griffith
Men	Game 3 HDCP	301	Anthony Young	289	Trey Castor	287	Alonso Perez
Women	Game 3 HDCP	284	Kecia Andries	271	Michelle Marlin	262	Lindsey Halbert

Season High Scores

<u>Team Scratch Game</u>		<u>Team Scratch Series</u>		<u>Team Handicap Game</u>		<u>Team Handicap Series</u>	
940	Deuces For Life	2681	Deuces For Life	1043	Charlie's Chargers	2951	Double Trouble
940	Charlie's Chargers	2603	MOJO	1038	Odd Balls	2894	Charlie's Chargers
932	MOJO	2585	Charlie's Chargers	1022	Fantastic Four	2888	Odd Balls
913	Odd Balls	2517	Split Happens	1021	Split Happens	2867	Deuces For Life
910	Phuket	2513	Double Trouble	1020	Double Trouble	2859	Split Happens
906	Split Happens	2513	Odd Balls	1019	Better Chance	2821	Gutter Chaos
896	The Complete Backyard	2497	Pop and Prodigies	1016	The Complete Backyard	2812	Pop and Prodigies
891	Better Chance	2484	Phuket	1005	MOJO	2810	Miller Time
890	Fantastic Four	2422	Better Chance	999	Miller Time	2784	Bar Association
874	Double Trouble	2414	Miller Time	996	Deuces For Life	2783	MOJO
870	Stealth Strikers	2391	The Complete Backyard	995	Stealth Strikers	2779	Better Chance
870	Miller Time	2389	Stealth Strikers	989	Phuket	2776	Talent To Spare
868	Pop and Prodigies	2377	No Chance	987	Gutter Chaos	2774	Benchwarmers
852	No Chance	2368	Gutter Chaos	982	Talent To Spare	2769	Nothing Special
836	Gutter Chaos	2318	Fantastic Four	982	No Chance	2766	Here 4 Fun

<u>Team Scratch Game</u>		<u>Team Scratch Series</u>		<u>Team Handicap Game</u>		<u>Team Handicap Series</u>	
792	Bowl-a-Holics	2276	Benchwarmers	978	Bar Association	2764	Stealth Strikers
789	Benchwarmers	2208	Bowl-a-Holics	975	3 Lefts Makes a Right	2764	Phuket
784	Here 4 Fun	2178	Here 4 Fun	974	Here 4 Fun	2749	No Chance
763	Give Me A Break	2164	Talent To Spare	974	Give Me A Break	2748	Bowl-a-Holics
750	Talent To Spare	2116	Give Me A Break	973	Pop and Prodigies	2745	Fantastic Four
728	3 Lefts Makes a Right	2052	Malfunction	972	Bowl-a-Holics	2741	Give Me A Break
722	Malfunction	1958	3 Lefts Makes a Right	971	Back Again	2727	Malfunction
705	Bar Association	1947	Bar Association	969	Nothing Special	2727	The Complete Bac
687	Nothing Special	1893	Nothing Special	964	Benchwarmers	2724	Miller Ranch Hand
680	Back Again	1848	Miller Ranch Hands	960	Miller Ranch Hands	2681	3 Lefts Makes a Ri
<u>Scratch Game</u>		<u>Scratch Series</u>		<u>Handicap Game</u>		<u>Handicap Series</u>	
Men	300 Bill Lane	783	Jim Greener	328	Chris Hamilton	849	Earl Pruett
	300 Dave Schiell	777	Ben Ross	327	Bill Lane	816	Dale Farris
	300 Ben Ross	771	Trey Castor	323	Noah Hudson	813	Kevin Bankston
	297 Chris Hamilton	769	Joshua Gibbs	322	Dale Farris	813	Ben Ross
	289 Andrew Brimberry	768	Earl Pruett	313	Earl Pruett	813	Anthony Young
	288 Dale Farris	758	Dave Schiell	310	Dave Schiell	810	Jim Greener
	288 Chris Penning	755	Greg Case	309	Ben Ross	810	Greg Case
	287 Noah Hudson	753	Kevin Bankston	306	Tyson Akers	807	Mike Martin
	286 Kevin Bankston	744	Anthony Young	305	Morgan Halbert	801	Trey Castor
	286 Earl Pruett	739	Craig Schiell	304	Casey Morris	793	Larry Story
	279 Trey Castor	738	Skip Sand	303	Marshall McNeese	793	Matt Hertel
	279 Marshall McNeese	735	Chris Penning	302	David Willis	791	Patrick Childers
	279 Donald Smallwood	729	Andrew Brimberry	302	Chris Penning	788	Dave Schiell
	279 Joseph Rodriguez	722	Joseph Rodriguez	301	Kevin Bankston	788	Will Foldi
	279 Joshua Gibbs	716	Joshua Rodriguez	301	Anthony Young	787	Joshua Carson
	279 Greg Case	714	Dale Farris	301	Patrick Childers	785	Tyson Akers
	279 Patrick Childers	712	Don Lovas	300	Mike Martin	785	Nicholas Ditto
	278 Anthony Young	710	Mike Martin	297	Joseph Rodriguez	784	Dorian Villegas
	276 Shawn Bailey	707	Patrick Childers	297	Greg Case	784	Morgan Halbert
	269 Mike Martin	705	Scott Jones	296	Richard Turk	780	Curtis Roberson
	269 Jim Greener	702	Curtis Roberson	296	Curtis Roberson	778	Don Lovas
	269 Don Lovas	702	Donald Smallwood	296	Chris Andries	777	Chris Penning
	269 Tyson Akers	699	Marshall McNeese	296	Joshua Carson	776	Don Dickerson
	269 Skip Sand	697	Larry Story	295	Andrew Brimberry	774	Scott Jones
	268 David Willis	697	Dorian Villegas	294	Donald Smallwood	774	Rick Gustafson
	268 Chris Andries			294	Larry Story		
Women	268 Steffany Brown	689	Steffany Brown	288	Amanda Akers	754	Shannon Jones
	259 Cyndi Dyche	670	Kristina Baker	288	Steffany Brown	745	Kristina Baker
	254 Kecia Andries	649	Cyndi Dyche	285	Lindsey Halbert	743	Steffany Brown
	247 Karen Burns-Lane	649	Shannon Jones	284	Kecia Andries	742	Tracy Head
	246 Trisha Burns	637	Trisha Burns	283	Karen Burns-Lane	740	Karen Burns-Lane
	243 Kristina Baker	636	Kecia Andries	280	Cyndi Dyche	740	Amanda Akers
	242 Amanda Akers	612	Karen Burns-Lane	279	Trisha Burns	738	Morgan Morris
	239 Shannon Jones	612	Theresa Bankston	276	Kay Foster	735	Angel PinaHardin
	232 Theresa Bankston	602	Amanda Akers	274	Shawna Werner	733	Trisha Burns
	224 Tracy Head	598	Tracy Head	274	Lee Ann Sifford	732	Rochelle Greener
	222 Kay Foster	564	Angel PinaHardin	273	Shannon Jones	732	Lindsey Halbert
	212 Michelle Marlin	540	Michelle Marlin	273	Morgan Morris	728	Mary Hannah Pruett
	211 Shawna Werner	537	Shawna Werner	272	Tracy Head	726	Kecia Andries
	211 Lindsey Halbert	532	Kay Foster	272	Kristina Baker	726	Shawna Werner
	203 Angel PinaHardin	521	Mary Hannah Pruett	271	Michelle Marlin	723	Michelle Marlin
	202 Lee Ann Sifford	508	Natalie Griffith	270	Theresa Bankston	723	Theresa Bankston
	201 Kimberly Terry	507	Lindsey Halbert	268	Kimberly Terry	721	Natalie Griffith
	196 Mary Hannah Pruett	499	Lee Ann Sifford	266	Rochelle Greener	715	Kay Foster
	191 Natalie Griffith	492	Kimberly Terry	265	Mary Hannah Pruett	715	Lee Ann Sifford
	187 Morgan Morris	486	Rochelle Greener	261	Natalie Griffith	712	Debbie Pruett
	184 Rochelle Greener	485	Kim Burns	258	Angel PinaHardin	706	Cyndi Dyche
	171 Kim Burns	465	Morgan Morris	258	Mecca Halbert	701	Kim Burns
	168 Sandra Jones	451	Payton Shlemon	255	Kasey Campbell	696	Kimberly Terry
	166 Kasey Campbell	448	Debbie Pruett	255	Sandra Jones	690	Kasey Campbell
	165 Payton Shlemon	423	Kasey Campbell	243	Debbie Pruett	683	Sandra Jones
				243	Kim Burns		

Season Game Over Average
Game - Avg=Difference

Season Series over Average
Series - Avg=Difference

Season Game Over Average**Game - Avg=Difference****Men**

297 - 185=112	Chris Hamilton
300 - 190=110	Bill Lane
287 - 180=107	Noah Hudson
288 - 182=106	Dale Farris
286 - 190=96	Earl Pruett
300 - 208=92	Dave Schiell
235 - 143=92	Casey Morris
269 - 178=91	Tyson Akers
300 - 209=91	Ben Ross
264 - 174=90	Morgan Halbert
279 - 193=86	Marshall McNeese
268 - 182=86	David Willis
256 - 171=85	Mike Martin
225 - 141=84	Richard Turk
288 - 204=84	Chris Penning
278 - 194=84	Anthony Young
231 - 147=84	Joshua Carson
279 - 195=84	Patrick Childers
193 - 110=83	Brian Terry
286 - 203=83	Kevin Bankston
267 - 187=80	Curtis Roberson
268 - 188=80	Chris Andries
279 - 199=80	Greg Case
211 - 131=80	Nicholas Ditto
256 - 177=79	Larry Story
279 - 200=79	Joseph Rodriguez

Women

242 - 168=74	Amanda Akers
211 - 137=74	Lindsey Halbert
267 - 196=71	Steffany Brown
254 - 186=68	Kecia Andries
247 - 180=67	Karen Burns-Lane
222 - 159=63	Kay Foster
259 - 196=63	Cyndi Dyche
245 - 182=63	Trisha Burns
187 - 124=63	Morgan Morris
202 - 140=62	Lee Ann Sifford
211 - 150=61	Shawna Werner
224 - 166=58	Tracy Head
212 - 154=58	Michelle Marlin
238 - 181=57	Shannon Jones
184 - 128=56	Rochelle Greener
243 - 187=56	Kristina Baker
201 - 145=56	Kimberly Terry
230 - 175=55	Theresa Bankston
196 - 143=53	Mary Hannah Pruett
191 - 142=49	Natalie Griffith
161 - 112=49	Mecca Halbert
166 - 121=45	Kasey Campbell
168 - 123=45	Sandra Jones
203 - 158=45	Angel PinaHardin
155 - 122=33	Debbie Pruett

Season Series over Average**Series - Avg=Difference**

768 - 570=198	Earl Pruett
714 - 546=168	Dale Farris
675 - 513=162	Mike Martin
753 - 591=162	Kevin Bankston
744 - 582=162	Anthony Young
738 - 579=159	Greg Case
777 - 618=159	Ben Ross
783 - 630=153	Jim Greener
545 - 393=152	Nicholas Ditto
592 - 441=151	Joshua Carson
626 - 477=149	Will Foldi
679 - 531=148	Larry Story
661 - 513=148	Matt Hertel
771 - 624=147	Trey Castor
474 - 330=144	Brian Terry
456 - 312=144	Shannon Williams
707 - 564=143	Patrick Childers
659 - 519=140	Tyson Akers
652 - 513=139	Morgan Halbert
608 - 471=137	Don Dickerson
697 - 561=136	Dorian Villegas
564 - 429=135	Casey Morris
758 - 624=134	Dave Schiell
632 - 501=131	Bryan Harrison
702 - 573=129	Curtis Roberson
654 - 525=129	Rick Gustafson
465 - 354=111	Morgan Morris
649 - 543=106	Shannon Jones
486 - 384=102	Rochelle Greener
598 - 498=100	Tracy Head
507 - 408=99	Lindsey Halbert
602 - 504=98	Karen Burns-Lane
602 - 504=98	Amanda Akers
564 - 468=96	Angel PinaHardin
670 - 576=94	Kristina Baker
521 - 429=92	Mary Hannah Pruett
689 - 600=89	Steffany Brown
537 - 450=87	Shawna Werner
631 - 546=85	Trisha Burns
508 - 423=85	Natalie Griffith
540 - 456=84	Michelle Marlin
448 - 366=82	Debbie Pruett
499 - 420=79	Lee Ann Sifford
636 - 558=78	Kecia Andries
612 - 534=78	Theresa Bankston
532 - 456=76	Kay Foster
485 - 420=65	Kim Burns
423 - 363=60	Kasey Campbell
492 - 432=60	Kimberly Terry
649 - 594=55	Cyndi Dyche
419 - 366=53	Sandra Jones

Individual High Averages**Men**

221.33	Joshua Gibbs
218.90	Andrew Brimberry
215.73	Skip Sand
213.45	Jim Greener
210.69	Joseph Rodriguez
210.40	Chris Penning
210.38	Ben Ross
210.26	Trey Castor
207.02	Craig Schiell
205.93	Joshua Rodriguez
204.21	Kevin Bankston

Women

199.77	Steffany Brown
195.13	Cyndi Dyche
194.35	Kristina Baker
187.61	Kecia Andries
187.41	Trisha Burns
184.55	Shannon Jones
178.93	Theresa Bankston
174.40	Amanda Akers
174.35	Karen Burns-Lane
167.03	Tracy Head
160.43	Angel PinaHardin

High Avg	
203.67	Don Lovas
200.93	Patrick Childers
199.72	Greg Case
198.63	Allan Werner
197.83	Bill Lane
196.77	Anthony Young
196.53	Curtis Roberson
196.17	Charlie Richardson III
196.00	Donald Smallwood
194.53	Jesse Castor
194.16	Ronnie Burns
192.88	Donnie Burns
192.86	Dale Farris
192.86	Dorian Villegas

High Avg	
155.63	Michelle Marlin
154.37	Kay Foster
146.30	Shawna Werner
145.62	Kimberly Terry
145.32	Mary Hannah Pruett
143.59	Natalie Griffith
141.88	Lee Ann Sifford
141.18	Lindsey Halbert
130.55	Rochelle Greener
122.79	Sandra Jones
122.42	Debbie Pruett
121.72	Kasey Campbell
121.48	Morgan Morris
114.43	Mecca Halbert

Most Improved Average

Men	Score	Change	Name	Women	Score	Change	Name
106	to	133.42 = +27.42	Nick Redman	181	to	194.35 = +13.35	Kristina Baker
171	to	193.28 = +22.28	Mike Martin	104	to	114.43 = +10.43	Mecca Halbert
131	to	150.59 = +19.59	Nicholas Ditto	151	to	160.43 = +9.43	Angel PinaHardin
96	to	115.12 = +19.12	Shannon Williams	141	to	150.33 = +9.33	Payton Shlemon
160	to	177.79 = +17.79	Noah Hudson	159	to	167.03 = +8.03	Tracy Head
177	to	192.83 = +15.83	Larry Story	182	to	187.41 = +5.41	Trisha Burns
200	to	215.73 = +15.73	Skip Sand	191	to	195.13 = +4.13	Cyndi Dyche
171	to	185.71 = +14.71	Josh Holland	175	to	178.93 = +3.93	Theresa Bankston
163	to	177.43 = +14.43	Michael Keisling	127	to	130.55 = +3.55	Rochelle Greener
171	to	185.30 = +14.30	Chris Adkins	142	to	145.32 = +3.32	Mary Hannah Pruett

Most Un-Improved Averages

Men	Score	Change	Name	Women	Score	Change	Name
209	to	190.33 = -18.67	John Hooks	168	to	155.63 = -12.37	Michelle Marlin
201	to	188.18 = -12.82	Earl Pruett	135	to	122.79 = -12.21	Sandra Jones
188	to	175.19 = -12.81	Gary Hill	186	to	174.40 = -11.60	Amanda Akers
156	to	143.22 = -12.78	Gerald Miller	196	to	187.61 = -8.39	Kecia Andries
231	to	218.90 = -12.10	Andrew Brimberry	129	to	121.72 = -7.28	Kasey Campbell
225	to	213.45 = -11.55	Jim Greener	135	to	129.22 = -5.78	Stephanie Bryce
166	to	156.54 = -9.46	Paul Montana	180	to	174.35 = -5.65	Karen Burns-Lane
211	to	202.41 = -8.59	Kevin Brown	159	to	154.37 = -4.63	Kay Foster
134	to	125.58 = -8.42	Brian Terry	150	to	146.30 = -3.70	Shawna Werner
205	to	196.77 = -8.23	Anthony Young	203	to	199.77 = -3.23	Steffany Brown

Team Rosters

Name	Book Avg	Avg HDCP	Pins	Gms	High Sers	High Game	HDCP Sers	HDCP Game	Last Wk Won	Points Won
1 - Malfunction Lane 1 HDCP=221 Avg=634										
Brandon Campbell	164	170	45	14294	84	594	211	744	261	1.0 43.0
Kasey Campbell	129	121	89	8764	72	423	166	690	255	1.0 34.0
Rochelle Greener	127	130	81	9791	75	486	184	732	266	2.0 41.0
Jim Greener	225	213	6	17930	84	783	269	810	277	2.0 37.0
2 - Deuces For Life Lane 2 HDCP=37 Avg=836										
Dave Schiell	—	215	4	7098	33	758	300	788	310	18.0
Donald Smallwood	203	196	21	12740	65	702	279	756	294	25.0
Andrew Brimberry	231	218	1	13572	62	729	289	750	295	2.0 33.0
Craig Schiell	212	207	11	16769	81	739	257	745	267	1.0 37.0
Shawn Bailey	205	bk205	13	633	3	633	276	672	289	1.0

Name	Book Avg	Avg HDCP	Pins	Gms	High Sers	High Game	HDCP Sers	HDCP Game	Last Wk Won	Points Won	
3 - Stealth Strikers Lane 3 HDCP=131 Avg=732											
Mike Stanley	173	177	38	10656	60	646	247	766	287	1.0	27.0
Larry Knutson	—	159	54	1436	9	514	199	676	253		3.0
Marshall McNeese	193	205	13	8022	39	699	279	771	303	3.0	24.0
Denis Muilenburg	197	191	26	16125	84	649	252	709	273	1.0	37.0
John Hooks	209	bk209	9	1142	6	635	246	662	255		2.0
Bryan Harrison	171	170	45	7689	45	632	235	773	279	2.0	23.0
4 - 3 Lefts Makes a Right Lane 4 HDCP=239 Avg=613											
Natalie Griffith	141	143	69	9477	66	508	191	721	261	3.0	35.0
Michael Griffith	122	123	87	8152	66	437	170	701	259	2.0	34.0
Monty Gordon	171	166	48	13494	81	577	211	733	263	2.0	44.0
David Willis	183	181	35	13612	75	635	268	738	302	1.0	30.0
5 - Fantastic Four Lane 5 HDCP=156 Avg=705											
Lee Ann Sifford	145	141	71	8513	60	499	202	715	274		24.0
Chris Penning	204	210	9	13676	65	735	288	777	302		36.0
Cody Stafford	183	185	31	11684	63	660	254	759	285		32.0
David Black	—	169	45	13074	77	581	227	722	276	2.0	38.0
6 - Double Trouble Lane 6 HDCP=123 Avg=742											
Kay Foster	159	154	59	12967	84	532	222	715	276	3.0	46.0
Mike Martin	—	193	24	6958	36	710	269	807	300	2.0	21.0
Larry Story	177	192	25	15619	81	697	256	793	294	3.0	43.0
Don Lovas	201	203	15	17108	84	712	269	778	291	2.0	46.0
7 - Bar Association Lane 7 HDCP=270 Avg=579											
Alonso Perez	—	123	87	9969	81	484	198	751	287	2.0	44.0
Nick Redman	—	133	78	9606	72	509	200	752	284	2.0	46.0
Joshua Carson	163	162	52	13677	84	629	237	787	296		42.0
Gary Mulloy	161	161	53	13066	81	588	234	744	286	1.0	36.0
Richard Bianco	—	118	91	1780	15	421	169	637	241		3.0
8 - Talent To Spare Lane 8 HDCP=219 Avg=634											
Sandra Jones	135	122	88	8104	66	419	168	683	255	1.0	25.0
Paul Montana	166	156	57	13149	84	563	213	740	272	1.0	35.0
Dalton Alexander	—	167	47	10526	63	596	241	734	287	2.0	30.0
Ken Bishop	194	189	27	10807	57	675	246	764	287		34.0
Tom Crane	152	149	63	4939	33	524	185	728	253	2.0	18.0
Roland Griffin	190	bk190	27	593	3	593	222	674	249		2.0
9 - No Chance Lane 9 HDCP=130 Avg=733											
Tracy Head	159	167	47	13028	78	598	224	742	272	1.0	39.0
Chris Andries	185	187	29	14643	78	675	268	764	296	1.0	38.0
Kecia Andries	196	187	29	12382	66	636	254	726	284	2.0	33.0
Donnie Burns	189	192	25	14273	74	647	253	713	280		34.0
10 - Better Chance Lane 10 HDCP=113 Avg=752											
Karen Burns-Lane	180	174	41	12030	69	612	247	740	283	3.0	42.0
Trisha Burns	182	187	29	12744	68	637	246	733	279	1.0	36.0
Bill Lane	196	197	20	15431	78	676	300	753	327	1.0	37.0
Ronnie Burns	192	194	23	14562	75	689	255	764	280	2.0	36.0
Kristina Baker	181	194	23	10495	54	670	243	745	272		27.0

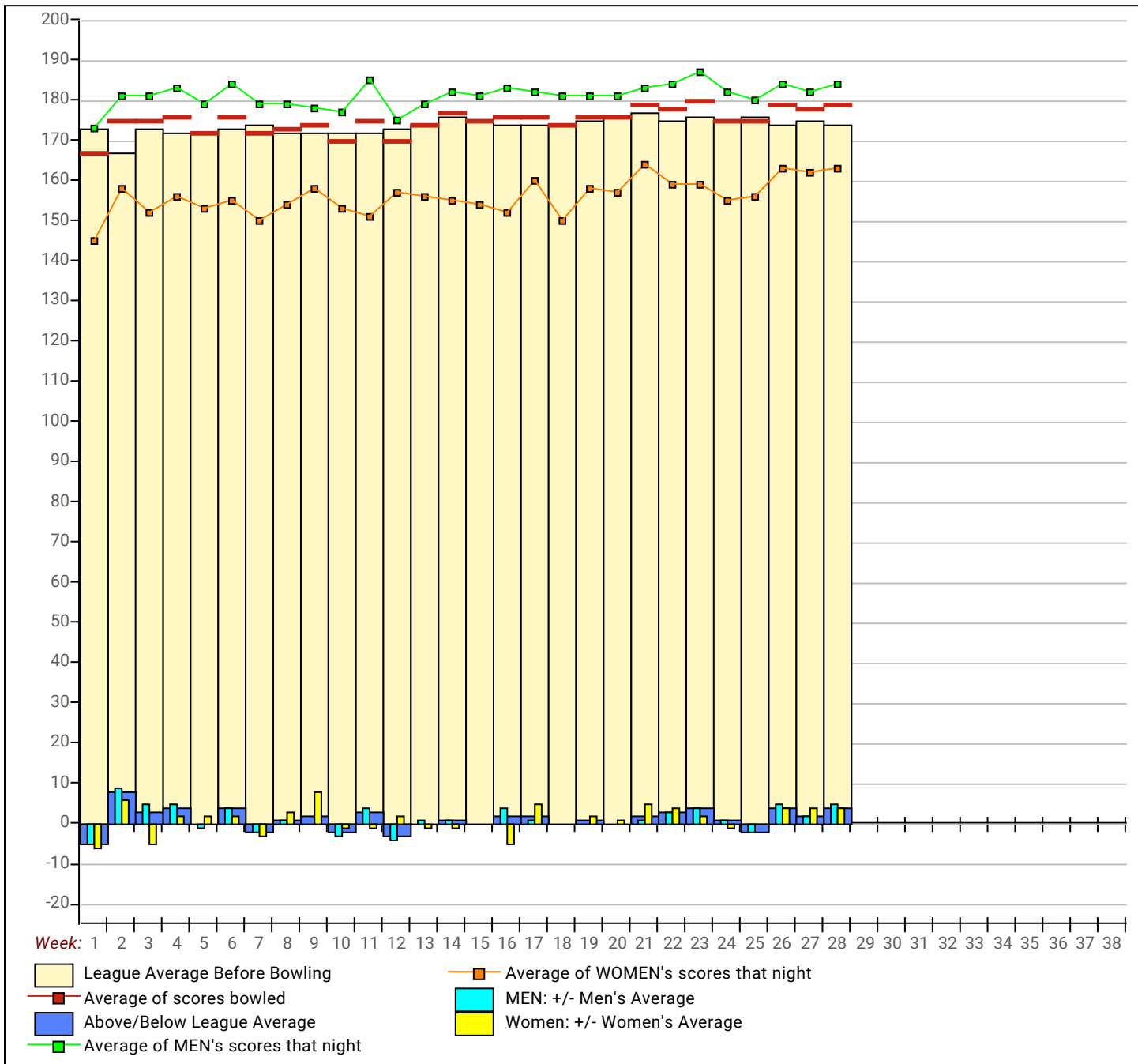
Name	Book Avg	Avg HDCP	Pins	Gms	High Sers	High Game	HDCP Sers	HDCP Game	Last Wk Won	Points Won	
11 - Gutter Chaos Lane 11 HDCP=142 Avg=720											
Matt Hertel	182	176	39	14294	81	661	244	793	284	2.0	37.0
Ryan Adkins	188	188	28	11872	63	656	245	752	279		33.0
Scott Adkins	176	171	44	13903	81	586	215	724	260	2.0	37.0
Chris Adkins	171	185	31	10562	57	654	246	771	277	1.0	28.0
Josh D. Holland	171	185	31	4457	24	633	236	768	270	2.0	14.0
12 - Charlie's Chargers Lane 12 HDCP=90 Avg=778											
Theresa Bankston	175	178	37	13420	75	612	232	723	270	3.0	39.0
Patrick Childers	195	200	18	16878	84	707	279	791	301	2.0	51.0
Charlie Richardson III	199	196	21	14124	72	657	265	747	292	1.0	37.0
Kevin Bankston	200	204	14	17154	84	753	286	813	301	1.0	35.0
13 - Miller Time Lane 13 HDCP=141 Avg=721											
Greg Case	193	199	18	14979	75	755	279	810	297		30.0
Bobby Hall	161	163	51	12771	78	581	217	761	273	1.0	44.0
Chris Hamilton	189	184	32	15537	84	655	297	736	328	1.0	41.0
Gary Hill	188	175	40	14190	81	656	247	740	276	1.0	36.0
Stephanie Bryce	135	129	81	1163	9	412	147	640	223	1.0	3.0
14 - Phuket Lane 14 HDCP=89 Avg=780											
Shannon Jones	184	184	32	13841	75	649	239	754	273	2.0	35.0
Jesse Castor	187	194	23	15173	78	648	246	729	270		39.0
Scott Jones	—	192	25	13829	72	705	257	774	284	1.0	32.0
Trey Castor	213	210	9	17031	81	771	279	801	291	3.0	38.0
15 - Nothing Special Lane 15 HDCP=264 Avg=586											
Angel PinaHardin	151	160	54	10107	63	564	203	735	258	3.0	37.0
Keith Galloway	134	144	68	9938	69	520	211	745	286	2.0	32.0
Doug Williams	144	140	72	5479	39	470	184	681	257		20.0
Richard Turk	—	142	70	11571	81	518	225	734	296		43.0
Shannon Williams	—	115	94	7598	66	456	174	768	273	2.0	35.0
16 - Bowl-a-Holics Lane 16 HDCP=182 Avg=676											
Shawna Werner	150	146	66	11850	81	537	211	726	274	1.0	34.0
VACANT	—	140	72	0	0	0	0				
Allan Werner	201	198	19	16089	81	689	259	734	274		38.0
Dorian Villegas	196	192	25	12729	66	697	263	784	292		27.0
17 - The Complete Backyard Lane 17 HDCP=113 Avg=753											
Tyson Akers	172	172	43	14457	84	659	269	785	306		32.0
Amanda Akers	186	174	41	14126	81	602	242	740	288		40.0
Jesse Callan	198	192	25	15610	81	659	256	731	280	2.0	45.0
Skip Sand	200	215	4	14238	66	738	269	753	276	3.0	38.0
18 - MOJO Lane 18 HDCP=64 Avg=808											
Dustin Walters	193	193	24	5793	30	651	266	735	290		18.0
Steffany Brown	203	199	18	16781	84	689	268	743	288	2.0	44.0
Cyndi Dyche	191	195	22	14049	72	649	259	706	280		33.0
Joshua Gibbs	211	221	0	18592	84	769	279	769	279	2.0	41.0
Kevin Brown	211	202	16	5465	27	660	245	723	267	2.0	14.0

Name	Book Avg	Avg HDCP	Pins	Gms	High Sers	High Game	HDCP Sers	HDCP Game	Last Wk Won	Points Won	
19 - Pop and Prodigies Lane 19 HDCP=101 Avg=766											
Walter Rodriguez	160	173	42	14060	81	603	224	738	274	3.0	49.0
Jordan Rodriguez	171	178	37	14475	81	639	246	741	280	1.0	36.0
Joseph Rodriguez	214	210	9	17066	81	722	279	752	297	2.0	45.0
Joshua Rodriguez	214	205	13	16680	81	716	258	758	272	1.0	39.0
Payton Shlemon	141	bk141	71	451	3	451	165	664	236		2.0
20 - Split Happens Lane 20 HDCP=101 Avg=766											
Michael Keisling	—	177	38	12775	72	621	232	747	273	2.0	47.0
Logan Rau	181	188	28	14157	75	666	260	772	289		41.0
Derek Hanrahan	190	191	26	16044	84	687	247	771	275	3.0	44.0
Ben Ross	205	210	9	16410	78	777	300	813	309		35.0
21 - Miller Ranch Hands Lane 21 HDCP=288 Avg=558											
Gerald Miller	156	143	69	6445	45	522	200	735	271	3.0	24.0
Kimberly Terry	148	145	67	12232	84	492	201	696	268	1.0	43.0
Mary Hannah Pruett	142	145	67	9155	63	521	196	728	265	3.0	33.0
Brian Terry	—	125	85	9042	72	478	193	771	292	1.0	32.0
Denna Branson	119	118	91	1783	15	396	147	666	237		6.0
22 - Here 4 Fun Lane 22 HDCP=187 Avg=671											
Will Foldi	159	163	51	11267	69	626	237	788	291		25.0
Michelle Marlin	168	155	58	7937	51	540	212	723	271	1.0	28.0
Rick Gustafson	182	180	36	11934	66	654	246	774	286		34.0
Kerry Freeman	171	173	42	12499	72	582	227	730	275	2.0	33.0
Kim Burns	142	139	72	4606	33	485	171	701	243	2.0	17.0
23 - Give Me A Break Lane 23 HDCP=227 Avg=626											
Debbie Pruett	122	122	88	6733	55	448	155	712	243		25.0
Lindsey Halbert	142	141	71	10871	77	507	211	732	285	3.0	39.0
Morgan Halbert	172	175	40	14177	81	652	264	784	305	2.0	39.0
Earl Pruett	201	188	28	7339	39	768	286	849	313		11.0
Bill Pruett	180	178	37	7483	42	625	226	745	269		20.0
24 - Back Again Lane 24 HDCP=288 Avg=558											
Mecca Halbert	104	114	95	7781	68	391	161	679	258		36.0
Morgan Morris	122	121	89	9111	75	465	187	738	273		34.0
Noah Hudson	160	177	38	14934	84	662	287	767	323	1.0	39.0
Casey Morris	152	146	66	10552	72	564	235	771	304	3.0	34.0
25 - Odd Balls Lane 25 HDCP=104 Avg=762											
Don Dickerson	—	188	28	15802	84	679	256	776	291	2.0	49.0
Tyler Sims	182	186	30	13952	75	643	246	733	275	2.0	32.0
Curtis Roberson	190	196	21	14543	74	702	267	780	296	1.0	38.0
Dale Farris	184	192	25	14272	74	714	288	816	322	2.0	40.0
26 - Benchwarmers Lane 26 HDCP=163 Avg=697											
Samuel Francis	147	149	63	9433	63	556	227	751	290	1.0	28.0
Nicholas Ditto	131	150	63	7680	51	545	211	785	291		24.0
Jay Rux	202	202	16	6677	33	643	247	691	264	2.0	14.0
Anthony Young	205	196	21	14758	75	744	278	813	301	3.0	36.0

Temporary Substitutes

Name	Avg HDCP	Pins	Gms	High Game	High Sers	HDCP Game	HDCP Sers	-1-	-2-	-3-	Total	HDCP Total
Fred Arnold	130	81	5763	44	187	488	270	737			0	0
Darrian R. Banks	bk194	23	546	3	193	546	216	615			0	0
James Cleveland Jr.	199	18	13149	66	278	702	312	774			0	0
Mike Czulno	168	46	5066	30	220	562	265	709			0	0
Susan Pogue	123	87	1107	9	141	385	232	658			0	0
Paige Story	133	78	3607	27	175	462	259	720			0	0
Dennis Vineyard	bk189	27	640	3	247	640	274	721			0	0
Joseph Waldinger	bk150	63	1070	6	207	536	270	725			0	0
Kasie Webb	170	45	2049	12	208	535	254	670			0	0

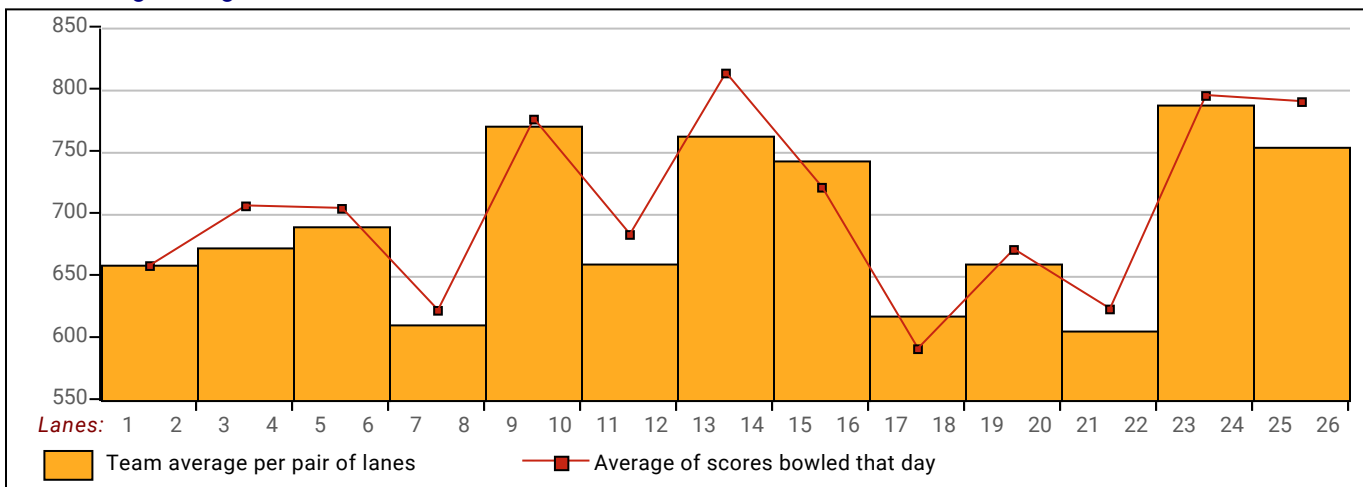
League Average Week-by-Week



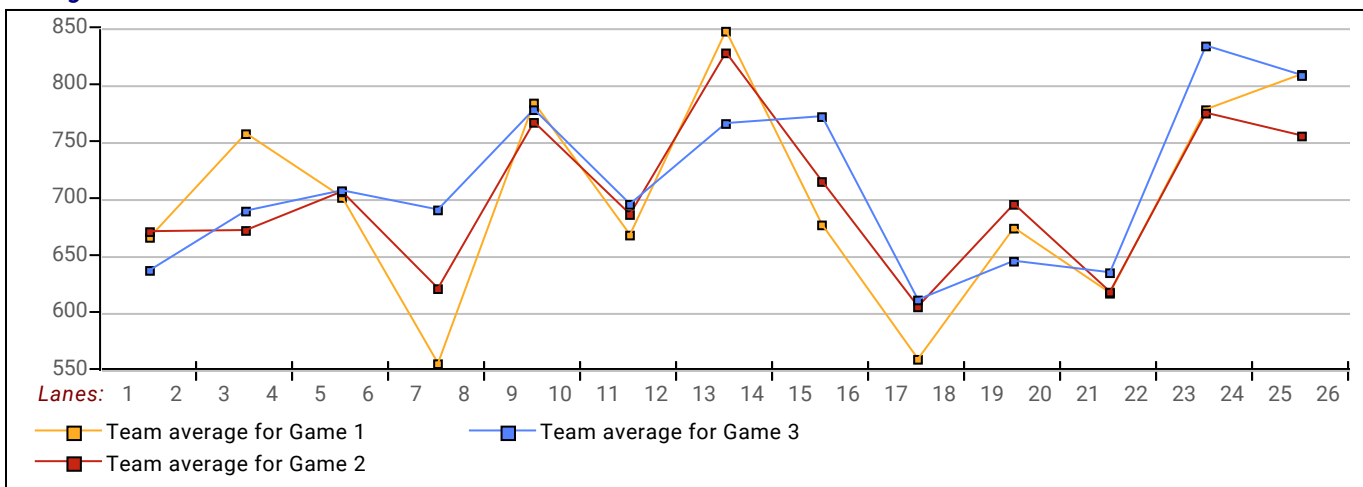
This Week's Statistics

	<u>Over All</u>	<u>Men</u>	<u>Women</u>
How many people bowled	91	67	24
Number of games bowled	272	200	72
Actual average of week's scores	178.83	184.45	163.24
How many games above average	148	109	39
How many games below average	118	87	31
Pins above/below average per game	5.06	5.18	4.69
How many people raised average	56	42	14
by this amount	0.68	0.68	0.68
How many people went down	35	25	10
by this amount	-0.49	-0.44	-0.61
League average before bowling	174.34	179.80	159.09
League average after bowling	174.57	180.06	159.24
Change in league average	0.23	0.26	0.14
800s	--	--	--
775s	--	--	--
750s	1	1	--
725s	2	2	--
700s	--	--	--
675s	3	3	--
650s	3	3	--
625s	6	4	2
600s	8	6	2
575s	9	9	--
550s	6	5	1
525s	11	9	2
500s	9	5	4
475s	11	8	3
450s	7	6	1
425s	3	2	1
400s	3	--	3
below 400	9	4	5
300s	--	--	--
275s	2	2	--
250s	4	3	1
225s	24	23	1
200s	41	33	8
175s	82	64	18
150s	59	42	17
125s	42	25	17
100s	18	8	10
below 100	--	--	--

Team Average vs Avg of Scores



Average of Scores for Each Game



Amount Over/Under Team Average

