



2023-24 Jim Spratley Tues. 2-Man

Tuesday 6:30 pm

3/19/2024 Week 28 of 30

Lanes 1 - 10

Inman's Bowling & Fun Center

President: Craig Butler wcbutler@bsugmail.net
 Secretary/Treasurer: Jim Rebeck Jr jrebeck24@yahoo.com

View Standings on the Web

Visit LeagueSecretary.com - This league's ID number is 82989

Important Announcements

HOUSE JACKPOT: \$2 House Mystery, \$3 Strike It Ritch, \$5 Stay Clean
 =====
 SHOP BOWLING EQUIPMENT www.AboveAllBowling.com PROMO CODE: INMANS5
 *BOWL-OUTS Call ahead to schedule. Mon,Tues,Thurs 10a-5p or 9p-11p.
 Wed+Sat 10a-5p, Sun 12p-5p. Times Subject To Change Based on Business
 ===== U P C O M I N G T O U R N A M E N T S =====
Www.ShaunsTournaments.com & www.Facebook.com/ShausTournaments
 ADULTS W I N C A S H & YOUTH W I N S C H O L A R S H I P
 -8 Is Enough, 8 Games of 8 Pin No Tap. Sunday April 28 at 10:08am
 -King of the Hill Friday's Weekly Tournament 10:00pm May 24 - Aug. 16

Team Standings

Place	Lane	#	Team Name	Points Won	Points Lost	%Won	Scratch Pins	Pins + HDCP	Team Avg	High Game	HDCP Game	High Sers	HDCP Sers	Year-To-Date WON	Y-T-D LOST
1	5	1	Twin Pin Dads	122	74	62.2	35393	37475	420	513	536	1400	1478	122	74
2	4	8	The Painters	118	78	60.2	33059	36836	393	503	545	1336	1486	118	78
3	1	2	Andlou	117	79	59.7	35997	37059	429	541	558	1475	1523	117	79
4	1	3	Pickle Pushers	113	83	57.7	31651	34786	408	512	547	1416	1521	113	83
5	3	6	Oh That's Nasty	111	85	56.6	31131	36156	370	465	524	1231	1439	111	85
6	6	15	We Don't Give a Split	109	87	55.6	33873	36802	410	528	555	1385	1466	109	87
7	7	9	Two Amigos	104	92	53.1	34210	36970	406	484	523	1375	1462	104	92
8	5	4	Bang'en The Hole	102	94	52.0	35835	37242	425	546	562	1419	1467	102	94
9	2	10	Livin On A Spare	99	97	50.5	33126	36063	394	493	529	1352	1460	99	97
10	8	7	R & R	96	100	49.0	35118	36762	418	518	537	1400	1478	96	100
11	4	13	How's Weighty Balls?	96	100	49.0	26977	33109	347	423	503	1140	1381	96	100
12	10	14	Living The Dream	90	106	45.9	25055	33479	317	423	528	1123	1410	90	106
13	9	11	The Cards	89	107	45.4	32247	36702	381	501	558	1324	1426	89	107
14	3	5	Sandbaggers	82	114	41.8	30457	36085	364	440	513	1203	1404	82	114
15	8	17	Not Enough	80	116	40.8	26990	34172	337	442	530	1151	1418	80	116
16	7	16	Shoe Buddy	79	117	40.3	25953	34134	320	401	501	1100	1409	79	117
17	6	18	Team 18	71	125	36.2	22289	31262	285	492	594	1208	1514	71	125
18	2	12	No Ma'am	52	144	26.5	23012	30542	322	396	501	1076	1379	52	144

Review of Last Week's Bowling.....

Lanes	Team Name	HDCP -1-	HDCP -2-	HDCP -3-	HDCP Total	Last Wk WON	Team Name	HDCP -1-	HDCP -2-	HDCP -3-	HDCP Total	Last Wk WON
1-2	Sandbaggers	437	468	453	1358	7	No Ma'am	431	437	365	1233	0
1-2	The Painters	496	467	445	1408	5	Andlou	458	432	449	1339	2
3-4	Pickle Pushers	547	508	466	1521	7	Livin On A Spare	405	498	405	1308	0
3-4	Bang'en The Hole	495	562	410	1467	5	We Don't Give a Split	477	411	453	1341	2
5-6	Oh That's Nasty	436	400	379	1215	5	Team 18	402	366	422	1190	2
5-6	Twin Pin Dads	474	445	457	1376	3	How's Weighty Balls?	478	437	459	1374	4
7-8	Not Enough	400	439	477	1316	5	The Cards	440	433	382	1255	2
7-8	R & R	395	422	419	1236	0	Living The Dream	440	528	442	1410	7
9-10	Two Amigos	444	457	407	1308	5	Shoe Buddy	377	438	472	1287	2

Lane Assignments

	1-2	1-2	3-4	3-4	5-6	5-6	7-8	7-8	9-10
Wk29 03/26	2- 10	3- 12	5- 8	6- 13	1- 15	4- 18	16- 7	9- 17	11- 14
Wk30 04/02	Position Round- Start Lane - 1								

Individual High Averages

230.93	Craig Butler	228.16	Joshua Nicholson	224.16	Lou Gorcoc	223.99	Bob Sisson
215.04	Mike Pullins	214.44	David Jackson	211.02	Jim Rebeck Jr	207.05	Harry Ruwersma
205.91	Speedy Gonzalez	205.68	Andy Hoke	203.76	Junior Dalke	202.75	Nick Lewis

Season High Scores

Team Scratch Game	Team Scratch Series	Team Handicap Game	Team Handicap Series
546 Bang'en The Hole	1475 Andlou	594 Team 18	1523 Andlou

Team Scratch Game		Team Scratch Series		Team Handicap Game		Team Handicap Series	
541	Andlou	1419	Bang'en The Hole	562	Bang'en The Hole	1521	Pickle Pushers
528	We Don't Give a Split	1416	Pickle Pushers	558	Andlou	1514	Team 18
				558	The Cards		
Scratch Game		Scratch Series		Handicap Game		Handicap Series	
300	Craig Butler	825	Craig Butler	320	Charles Crum	825	Craig Butler
300	Charles Crum	805	Joshua Nicholson	317	Larry Viers	808	Adam Rettinger
300	Lou Gorcos	783	Lou Gorcos	315	Mike Griffith	805	Joshua Nicholson
300	David Jackson	762	Harry Ruwersma	314	Adam Rettinger	800	Junior Dalke
299	Mike Pullins	751	Bob Sisson	304	Ethan Nicholson	797	Andy Hoke
				304	Mike Pullins		

Season Game Over Average
Game - Avg=Difference

246 - 139=107	Adam Rettinger
300 - 196=104	Charles Crum
278 - 174=104	Larry Viers

Season Series over Average
Series - Avg=Difference

604 - 417=187	Adam Rettinger
746 - 594=152	Junior Dalke
825 - 678=147	Craig Butler

Most Improved Average

204 to 215.04 = +11.04	Mike Pullins	171 to 180.15 = +9.15	Ethan Nicholson	147 to 155.02 = +8.02	Adam Rettinger
126 to 133.60 = +7.60	Jared Cartee	218 to 223.99 = +5.99	Bob Sisson	200 to 205.68 = +5.68	Andy Hoke

Last Week's Top Scores

Team Scratch Game		Team Scratch Series		Team Handicap Game		Team Handicap Series	
546	Bang'en The Hole	1419	Bang'en The Hole	562	Bang'en The Hole	1521	Pickle Pushers
512	Pickle Pushers	1416	Pickle Pushers	547	Pickle Pushers	1467	Bang'en The Hole
460	Livin On A Spare	1303	Andlou	528	Living The Dream	1410	Living The Dream
Scratch Game		Scratch Series		Handicap Game		Handicap Series	
279	Craig Butler	761	Joshua Nicholson	286	Pat Joyce	763	Charles Crum
279	Bob Sisson	715	David Jackson	283	Rick Fornelli	761	Joshua Nicholson
268	Joshua Nicholson	713	Bob Sisson	282	Ethan Nicholson	760	Ethan Nicholson
267	Rick Fornelli	712	Craig Butler	279	Craig Butler	754	Rick Fornelli
258	David Jackson	706	Charles Crum	279	Bob Sisson	730	David Jackson
		706	Rick Fornelli				

Weekly Game Over Average
Game - Avg=Difference

247 - 173=74	Pat Joyce
247 - 178=69	Ethan Nicholson
267 - 201=66	Rick Fornelli

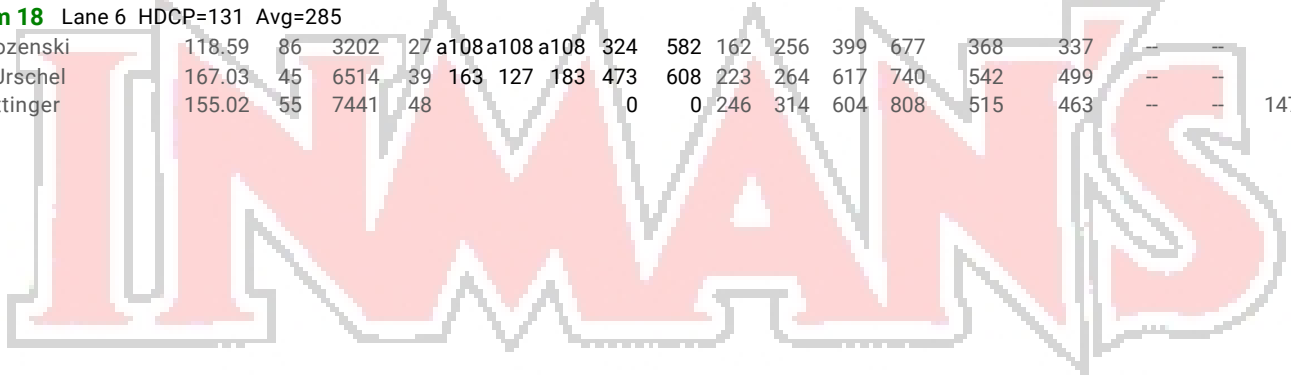
Weekly Series over Average
Series - Avg=Difference

655 - 534=121	Ethan Nicholson
706 - 591=115	Charles Crum
706 - 603=103	Rick Fornelli

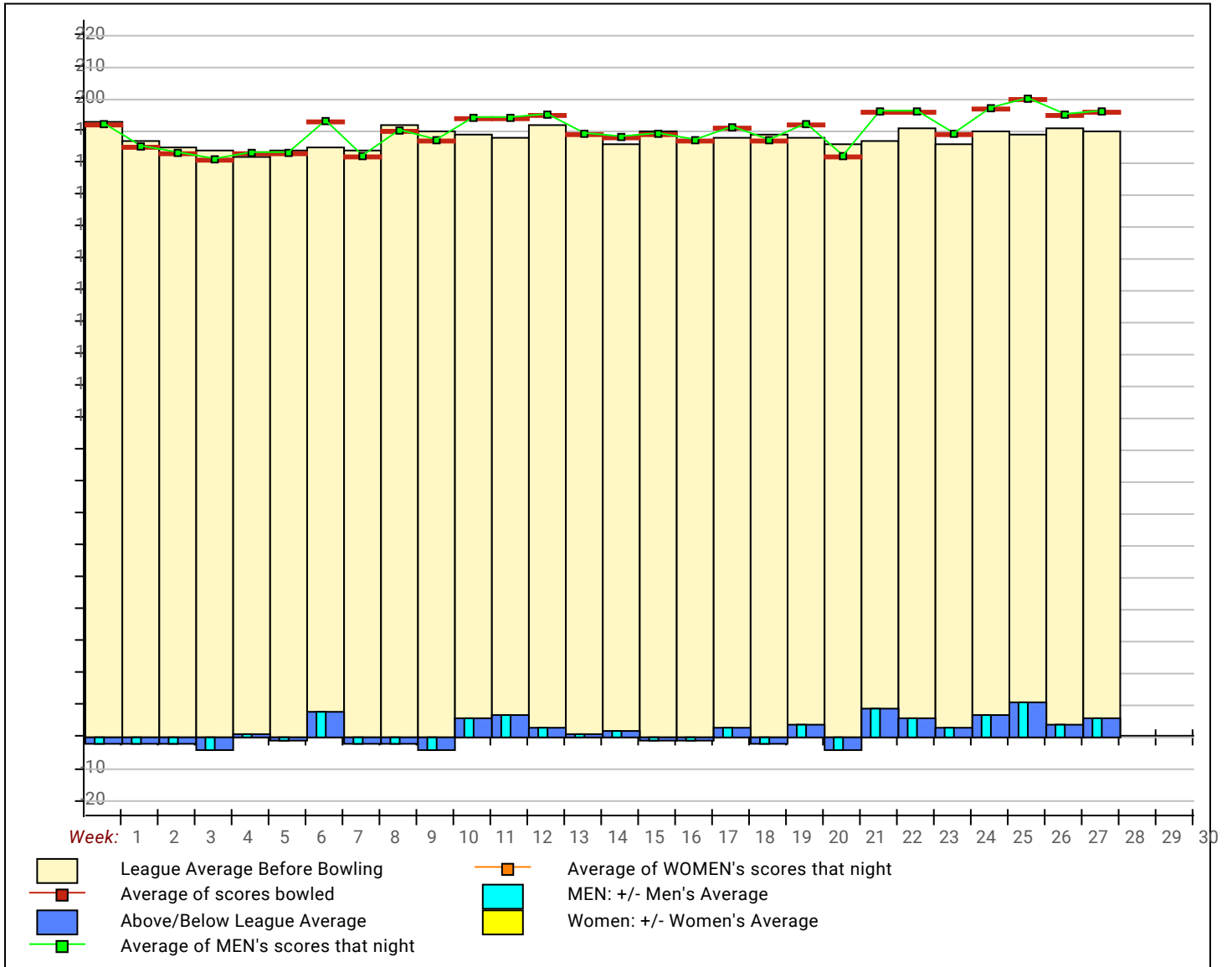
Team Rosters

Name	True Average	HDCP	Pins	Gms	-1-	-2-	-3-	Total	HDCP Total	High Game	HDCP Game	High Sers	HDCP Sers	To Raise Avg +1	To Drop Avg -1	250's	700's	Most Improved Avg +/-
1 - Twin Pin Dads Lane 5 HDCP=25 Avg=420																		
Craig Butler	230.93	0	19398	84	279	197	236	712	712	300	300	825	825	699	611	27	9	229 +1.93
Carl Decker	190.42	25	15995	84	170	223	196	589	664	253	279	658	736	622	534	1	--	196 -5.58
2 - Andlou Lane 1 HDCP=12 Avg=429																		
Andy Hoke	205.68	12	15426	75	256	194	200	650	686	279	296	749	797	642	563	3	1	200 +5.68
Lou Gorcos	224.16	0	18157	81	190	226	237	653	653	300	300	783	783	743	658	14	10	228 -3.84
Steve Hoshaw	197.83	19	1187	6				0	0	246	251	643	658	595	585	--	--	
3 - Pickle Pushers Lane 1 HDCP=34 Avg=408																		
Ethan Nicholson	180.15	34	14052	78	247	205	203	655	760	264	304	655	770	609	527	1	--	171 +9.15
Joshua Nicholson	228.16	0	14374	63	265	268	228	761	761	289	289	805	805	740	673	16	8	225 +3.16
4 - Bang'en The Hole Lane 5 HDCP=15 Avg=425																		
Rick Fornelli	202.62	15	17020	84	236	267	203	706	754	267	283	706	754	641	553	1	1	213 -10.38
Bob Sisson	223.99	0	18815	84	243	279	191	713	713	279	279	751	751	673	585	14	6	218 +5.99
5 - Sandbaggers Lane 3 HDCP=64 Avg=364																		
Don Spratley	162.42	49	13643	84	188	189	163	540	690	206	259	568	727	538	450	--	--	172 -9.58
Nick J. Lewis	202.75	15	12773	63	184	214	225	623	668	259	277	701	755	625	558	5	1	211 -8.25
6 - Oh That's Nasty Lane 3 HDCP=58 Avg=370																		
Steven Williams	191.49	24	16085	84	193	192	161	546	618	268	294	660	735	619	531	2	--	191 +0.49
Justin Williams	179.12	34	15046	84	185	150	160	495	597	233	271	623	742	614	526	--	--	185 -5.88
7 - R & R Lane 8 HDCP=18 Avg=418																		
Harry W. Ruwersma	207.05	11	17392	84	165	203	147	515	545	279	287	762	786	704	616	7	3	212 -4.95
Jim Rebeck Jr	211.02	7	17726	84	212	201	254	667	691	289	298	725	764	718	630	10	3	207 +4.02
8 - The Painters Lane 4 HDCP=39 Avg=393																		
Charles Crum	199.31	17	16742	84	256	226	224	706	763	300	320	706	772	658	570	5	2	202 -2.69
Chris Max	194.25	22	16317	84	199	200	180	579	645	256	286	651	729	648	560	2	--	191 +3.25

Name	True			-1-	-2-	-3-	Total	HDCP Total	High Game	HDCP Game	High Sers	HDCP Sers	To Raise Avg +1	To Drop Avg -1	250's	700's	Most Improved		
	Average	HDCP	Pins Gms														Avg +/-	Avg +/-	
9 - Two Amigos Lane 7 HDCP=28 Avg=406																			
Speedy Gonzalez	205.91	12	16679	81	205	217	180	602	635	266	275	704	741	625	540	4	1	209	-3.09
Garry Carol	201.49	16	16321	81	212	213	200	625	673	259	278	739	790	647	562	3	1	198	+3.49
10 - Livin On A Spare Lane 2 HDCP=38 Avg=394																			
Junior Dalke	203.76	14	12837	63	180	246	198	624	666	269	286	746	800	627	560	6	1	202	+1.76
Andrew Heath	191.88	24	16118	84	187	214	169	570	642	248	264	701	749	586	498	--	1	195	-3.12
11 - The Cards Lane 9 HDCP=49 Avg=381																			
Larry Viers	182.24	32	14215	78	200	159	172	531	627	278	317	630	738	608	526	3	--	185	-2.76
Don Ruth	199.78	17	16182	81	191	225	161	577	628	279	300	677	740	618	533	1	--	202	-2.22
Art Cobbs	213.33	5	1920	9				0	0	266	280	699	741	648	635	1	--		
12 - No Ma'am Lane 2 HDCP=100 Avg=322																			
Zachary Kirin	162.94	49	10754	66	168	162	147	477	621	213	267	552	711	493	423	--	--	161	+1.94
Claude Owens	160.74	51	9162	57	165	177	120	462	612	228	282	608	770	498	437	--	--	162	-1.26
13 - How's Weighty Balls? Lane 4 HDCP=78 Avg=347																			
David Jackson	214.44	5	13510	63	258	213	244	715	730	300	301	723	730	680	613	4	4	218	-3.56
Jared Cartee	133.60	73	10020	75	142	146	137	425	644	199	275	492	720	432	353	--	--	126	+7.60
Chris Doke	194.70	22	5257	27				0	0	246	280	679	754	593	562	--	--		
14 - Living The Dream Lane 10 HDCP=104 Avg=317																			
Fred Ploszaj	143.54	65	8182	57	137	176	177	490	688	207	272	490	688	458	397	--	--	142	+1.54
Pat M. Joyce	174.55	39	11520	66	198	247	160	605	722	259	299	625	755	555	485	1	--	171	+3.55
15 - We Don't Give a Split Lane 6 HDCP=25 Avg=410																			
Rob Smiley	195.28	21	16013	82	204	204	195	603	666	276	301	684	753	647	561	3	--	196	-0.72
Mike R. Pullins	215.04	4	16558	77	247	181	232	660	675	299	304	728	761	722	641	10	6	204	+11.04
16 - Shoe Buddy Lane 7 HDCP=101 Avg=320																			
Zach Garza	130.67	76	9800	75	99	122	124	345	570	187	260	454	682	418	339	--	--	134	-3.33
Kevin Householder	190.27	25	15412	81	177	215	247	639	717	247	278	661	757	632	547	--	--	187	+3.27
17 - Not Enough Lane 8 HDCP=86 Avg=337																			
Scott Reed	158.49	52	9034	57	131	138	208	477	633	213	264	560	714	506	445	--	--	160	-1.51
Mike Griffith	179.45	34	13459	75	182	214	182	578	683	277	315	623	737	581	502	2	--	181	-1.55
18 - Team 18 Lane 6 HDCP=131 Avg=285																			
Brian Kolozenski	118.59	86	3202	27	a108	a108	a108	324	582	162	256	399	677	368	337	--	--		
David C. Urschel	167.03	45	6514	39	163	127	183	473	608	223	264	617	740	542	499	--	--		
Adam Rettinger	155.02	55	7441	48				0	0	246	314	604	808	515	463	--	--	147	+8.02



League Average Week-by-Week



**** Last Week's High Scores for Immediate Release ****

<u>Scratch Game</u>	<u>Scratch Game</u>	<u>Scratch Series</u>	<u>Scratch Series</u>
279 Craig Butler	247 Mike Pullins	761 Joshua Nicholson	650 Andy Hoke
279 Bob Sisson	247 Kevin Householder	715 David Jackson	639 Kevin Householder
268 Joshua Nicholson	247 Pat Joyce	713 Bob Sisson	625 Garry Carol
267 Rick Fornelli	246 Junior Dalke	712 Craig Butler	624 Junior Dalke
265 Joshua Nicholson	244 David Jackson	706 Charles Crum	623 Nick Lewis
258 David Jackson	243 Bob Sisson	706 Rick Fornelli	605 Pat Joyce
256 Charles Crum	237 Lou Gocos	667 Jim Rebeck Jr	603 Rob Smiley
256 Andy Hoke	236 Craig Butler	660 Mike Pullins	602 Speedy Gonzalez
254 Jim Rebeck Jr	236 Rick Fornelli	655 Ethan Nicholson	589 Carl Decker
247 Ethan Nicholson	232 Mike Pullins	653 Lou Gocos	579 Chris Max

INMAN'S

Important Messages

HOUSE MYSTERY POT: \$2.00 to Enter, Covers Games 1 & 2 ONLY
 Circle The Number Next To Your Name and Drop Your \$2 In The Bucket

Alphabetical List of All Members of This League

Lane		True				Lane		True						
NxtWk	Team	Name	Average	Pins	Gms	HDCP	NxtWk	Team	Name	Average	Pins	Gms	HDCP	
1	0	, ZachT		0	0	0	23	6	18	Kolozenski, Brian	118.59	3202	27	86
2	5	1 Butler, Craig	230.93	19398	84	0	24	3	5	Lewis, Nick J.	202.75	12773	63	15
3	7	9 Carol, Garry	201.49	16321	81	16	25	4	8	Max, Chris	194.25	16317	84	22
4	4	13 Cartee, Jared	133.60	10020	75	73	26	1	3	Nicholson, Ethan	180.15	14052	78	34
5	9	11 Cobbs, Art	213.33	1920	9	5	27	1	3	Nicholson, Joshua	228.16	14374	63	0
6	4	8 Crum, Charles	199.31	16742	84	17	28	2	12	Owens, Claude	160.74	9162	57	51
7	2	10 Dalke, Junior	203.76	12837	63	14	29	10	14	Ploszaj, Fred	143.54	8182	57	65
8	5	1 Decker, Carl	190.42	15995	84	25	30	6	15	Pullins, Mike R.	215.04	16558	77	4
9	4	13 Doke, Chris	194.70	5257	27	22	31	8	7	Rebeck Jr, Jim	211.02	17726	84	7
10		0 Flynn, Brian		0	0	0	32	8	17	Reed, Scott	158.49	9034	57	52
11	5	4 Fornelli, Rick	202.62	17020	84	15	33	6	18	Rettinger, Adam	155.02	7441	48	55
12	7	16 Garza, Zach	130.67	9800	75	76	34	9	11	Ruth, Don	199.78	16182	81	17
13	7	9 Gonzalez, Speedy	205.91	16679	81	12	35	8	7	Ruwersma, Harry W.	207.05	17392	84	11
14	1	2 Gorcos, Lou	224.16	18157	81	0	36	5	4	Sisson, Bob	223.99	18815	84	0
15	8	17 Griffith, Mike	179.45	13459	75	34	37	6	15	Smiley, Rob	195.28	16013	82	21
16	2	10 Heath, Andrew	191.88	16118	84	24	38	3	5	Spratley, Don	162.42	13643	84	49
17	1	2 Hoke, Andy	205.68	15426	75	12	39	6	18	Urschel, David C.	167.03	6514	39	45
18	1	2 Hoshaw, Steve	197.83	1187	6	19	40		0	Usher, Justin		0	0	0
19	7	16 Householder, Kevin	190.27	15412	81	25	41	9	11	Viers, Larry	182.24	14215	78	32
20	4	13 Jackson, David	214.44	13510	63	5	42		0	Wierschke, Tim		0	0	0
21	10	14 Joyce, Pat M.	174.55	11520	66	39	43	3	6	Williams, Justin	179.12	15046	84	34
22	2	12 Kirin, Zachary	162.94	10754	66	49	44	3	6	Williams, Steven	191.49	16085	84	24

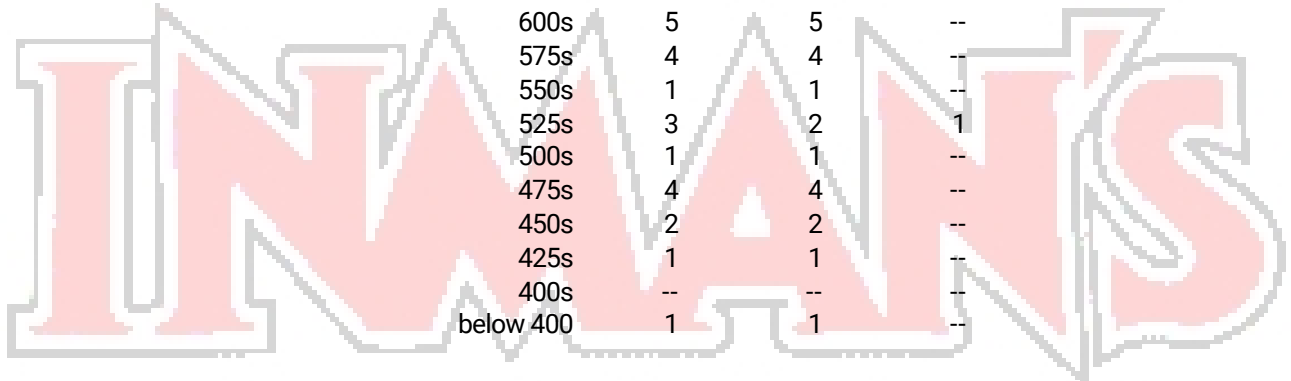


This Week's Statistics: Lefties vs Righties

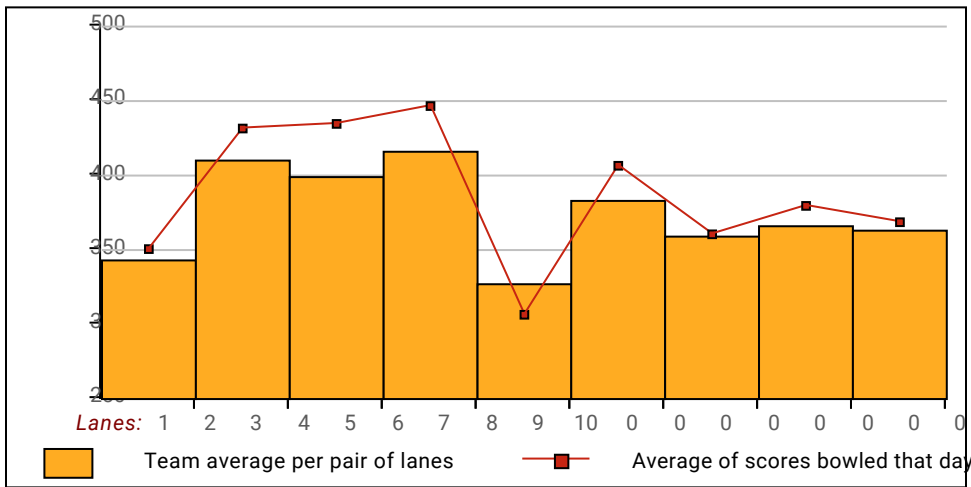
Unless designated left handed, bowlers are considered right handed.

	<u>Over All</u>	<u>Right</u>	<u>Left</u>
How many people bowled	35	32	3
Number of games bowled	105	96	9
Actual average of week's scores	196.08	194.61	211.67
How many games above average	63	56	7
How many games below average	40	38	2
Pins above/below average per game	6.96	6.99	6.67
How many people raised average by this amount	22	20	2
How many people went down by this amount	0.65	0.67	0.44
	13	12	1
	-0.40	-0.42	-0.25
League average before bowling	189.59	188.08	205.62
League average after bowling	189.85	188.35	205.84
Change in league average	0.26	0.26	0.21

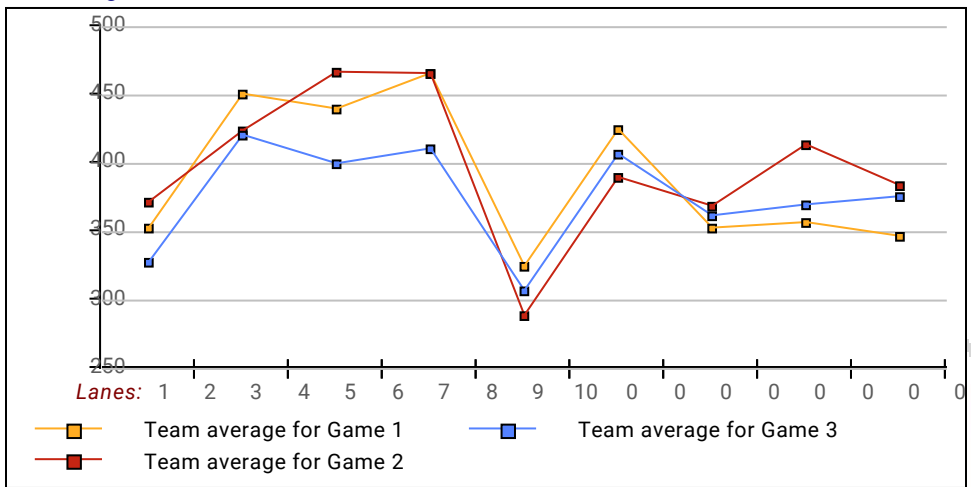
800s	--	--	--
775s	--	--	--
750s	1	1	--
725s	--	--	--
700s	5	4	1
675s	--	--	--
650s	5	4	1
625s	2	2	--
600s	5	5	--
575s	4	4	--
550s	1	1	--
525s	3	2	1
500s	1	1	--
475s	4	4	--
450s	2	2	--
425s	1	1	--
400s	--	--	--
below 400	1	1	--
300s	--	--	--
275s	2	1	1
250s	7	7	--
225s	16	13	3
200s	24	24	--
175s	28	24	4
150s	15	14	1
125s	9	9	--
100s	3	3	--
below 100	1	1	--



Team Average vs Avg of Scores



Average of Scores for Each Game



Amount Over/Under Team Average

