

Saturday 12:00 pm

Al-Mar Lanes

Lanes 1 - 12

Team Standings

Place	Lane	#	Team Name	Points	Points	Team		Pins +	Scratch	High Scratch		High HDCP	
				Won	Lost	Avg	HDCP	HDCP	Pins	10	30	10	30
1	2	4	Izzy Grames	23	17	152	38	22171	17209	223	567	265	684
2	4	5	Porter Dimick	21	19	181	15	28614	23196	243	669	259	717
3	1	2	Joshua Ziebold	20	20	120	64	13302	8589	169	424	235	621
4	11	6	Isabella Calderon	19	21	103	77	8085	4692	153	401	235	652
5	10	7	Casper Burns	18	10	129	56	4140	2850	190	485	247	659
6	12	3	Casten Szych	17	23	141	47	25932	18216	186	469	234	621
7	8	8	Caden Horine	14	14	169	24	2955	2547	233	573	261	657
8	3	1	Marcello Miracola	11	29	152	38	20567	14318	206	544	221	595
9	5	10	Conner Main	10	6	179	16	1862	1697	211	579	231	639
10	9	9	Lucas Lilly	7	9	189	8	2427	2301	255	686	266	719
11	7	11	Maggie Landry	3	9	153	37	596	479	181	479	220	596
12	6	12	Team 14	0	12	107	74	0	0	0	0	0	0

Review of Last Week's Bowling.....

Lanes	Team Name	HDCP -1-	HDCP -2-	HDCP -3-	HDCP Total	Last Wk WON	Team Name	HDCP -1-	HDCP -2-	HDCP -3-	HDCP Total	Last Wk WON
1-2	Marcello Miracola	171	199	158	528	1	<---> Casten Szych	169	233	177	579	3
3-4	Lucas Lilly	266	257	196	719	3	<---> Joshua Ziebold	193	204	202	599	1
5-6	Maggie Landry	0	0	0	0	0	<---> Isabella Calderon	172	212	210	594	4
7-8	Casper Burns	230	220	209	659	4	<---> Team 14	0	0	0	0	0
9-10	Porter Dimick	174	196	167	537	1	<---> Caden Horine	0	0	0	0	0
11-12	Conner Main	173	208	221	602	3	<---> Izzy Grames	160	223	186	569	1

Last Week's Top Scores

	Scratch Game	Scratch Series	Handicap Game	Handicap Series
Boys	255 Lucas Lilly	686 Lucas Lilly	266 Lucas Lilly	719 Lucas Lilly
	204 Conner Main	551 Conner Main	233 Casten Szych	659 Casper Burns
	186 Casten Szych	495 Porter Dimick	230 Casper Burns	602 Conner Main
	182 Porter Dimick	485 Casper Burns	221 Conner Main	599 Joshua Ziebold
	172 Casper Burns	438 Casten Szych	204 Joshua Ziebold	579 Casten Szych
Girls	185 Izzy Grames	455 Izzy Grames	223 Izzy Grames	594 Isabella Calderon
	135 Isabella Calderon	363 Isabella Calderon	212 Isabella Calderon	569 Izzy Grames

Season High Scores

Handicap Series	719 Lucas Lilly	684 Izzy Grames	659 Casper Burns
Scratch Series	669 Porter Dimick	579 Conner Main	573 Caden Horine
Handicap Game	266 Lucas Lilly	265 Izzy Grames	247 Casper Burns
Scratch Game	243 Porter Dimick	233 Caden Horine	211 Conner Main
Boys	Scratch Game 245 Porter Dimick	Scratch Series 669 Porter Dimick	Handicap Game 259 Porter Dimick
	169 Joshua Ziebold	424 Joshua Ziebold	235 Joshua Ziebold
Girls	223 Izzy Grames	572 Izzy Grames	265 Izzy Grames
	153 Isabella Calderon	401 Isabella Calderon	235 Isabella Calderon
			716 Izzy Grames
			652 Isabella Calderon

Individual High Averages

Boys	181.81 Porter Dimick	120.24 Joshua Ziebold
Girls	152.82 Izzy Grames	103.85 Isabella Calderon

Most Improved Average

Boys	151 to 181.81 = +30.81 Porter Dimick	Girls	87 to 103.85 = +16.85 Isabella Calderon
	123 to 120.24 = -2.76 Joshua Ziebold		153 to 152.82 = -0.18 Izzy Grames

Bobcat 2 a Days 2023-24

Saturday 12:00 pm

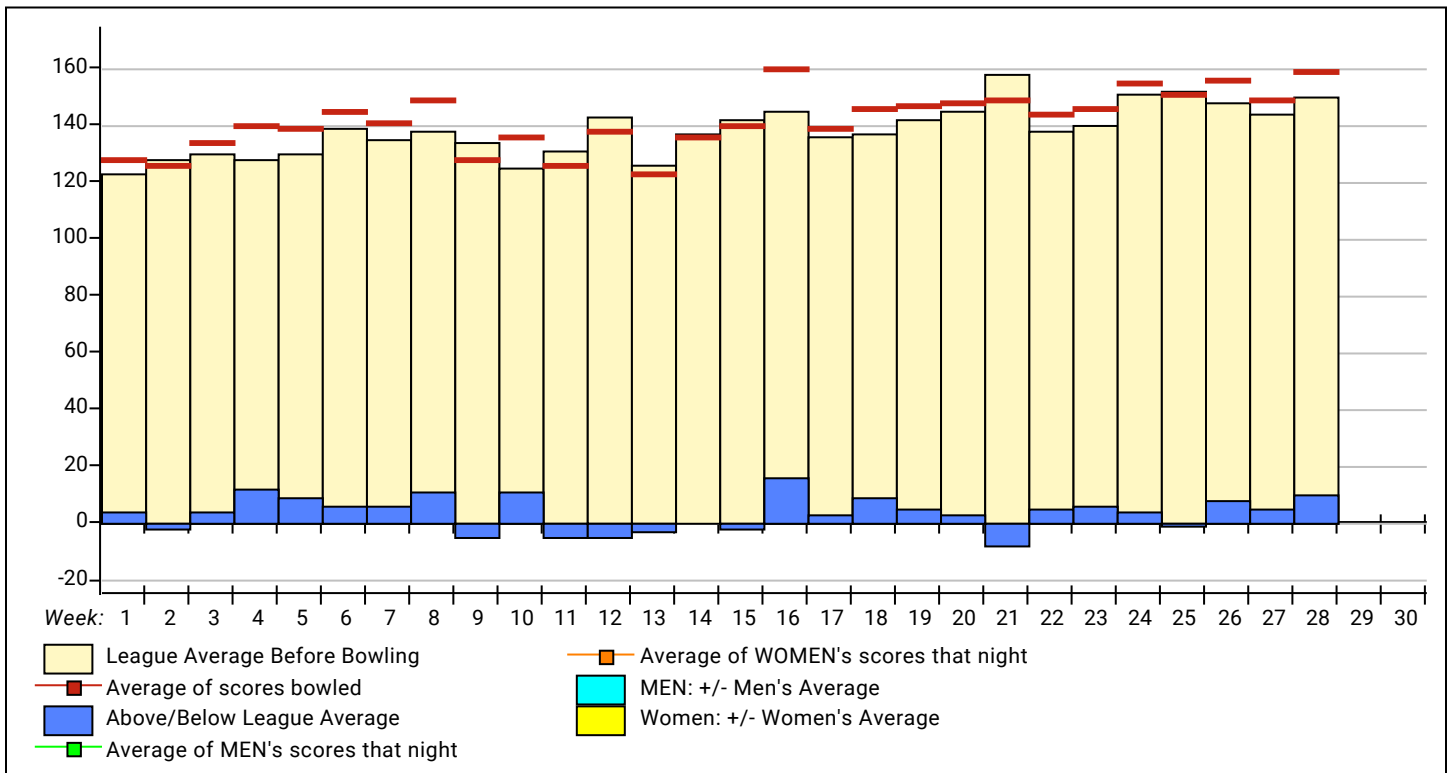
Al-Mar Lanes

Lanes 1 - 12

Team Rosters

ID #	Name	Pins	Gms	Avg	HDCP	Points Won	ID #	Name	Pins	Gms	Avg	HDCP	Points Won
1 - Marcello Miracola Lane 3 HDCP=38 Avg=152							2 - Joshua Ziebold Lane 1 HDCP=64 Avg=120						
4	Marcello Miracola	3662	24	152	38	11.0	20	Joshua Ziebold	9379	78	120	64	53.5
3 - Casten Szych Lane 12 HDCP=47 Avg=141							4 - Izzy Grames Lane 2 HDCP=38 Avg=152						
2	Casten Szych	5525	39	141	47	27.0	28	Izzy Grames	11003	72	152	38	56.0
5 - Porter Dimick Lane 4 HDCP=15 Avg=181							6 - Isabella Calderon Lane 11 HDCP=77 Avg=103						
3	Porter Dimick	15272	84	181	15	58.0	25	Isabella Calderon	7789	75	103	77	57.0
7 - Casper Burns Lane 10 HDCP=56 Avg=129							8 - Caden Horine Lane 8 HDCP=24 Avg=169						
7	Casper Burns	5849	45	129	56	27.5	10	Caden Horine	2547	15	169	24	14.0
9 - Lucas Lilly Lane 9 HDCP=8 Avg=189							10 - Conner Main Lane 5 HDCP=16 Avg=179						
1	Lucas Lilly	7395	39	189	8	25.0	8	Conner A. Main	5912	33	179	16	24.0
11 - Maggie Landry Lane 7 HDCP=37 Avg=153							12 - Team 14 Lane 6 HDCP=74 Avg=107						
23	Magdelin K. Landry	2300	15	153	37	3.0	36	Victoria Beard	2913	27	107	74	7.0

League Average Week-by-Week



Bobcat 2 a Days 2023-24

Saturday 12:00 pm

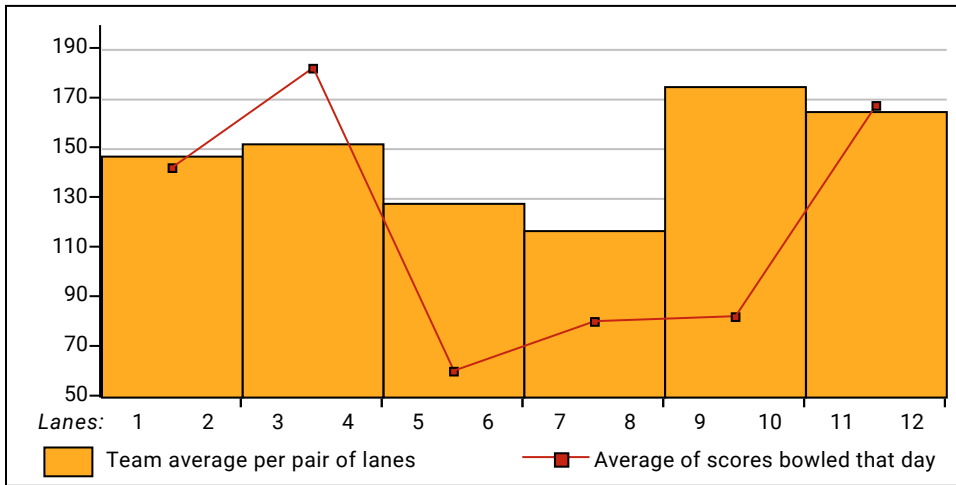
Al-Mar Lanes

Lanes 1 - 12

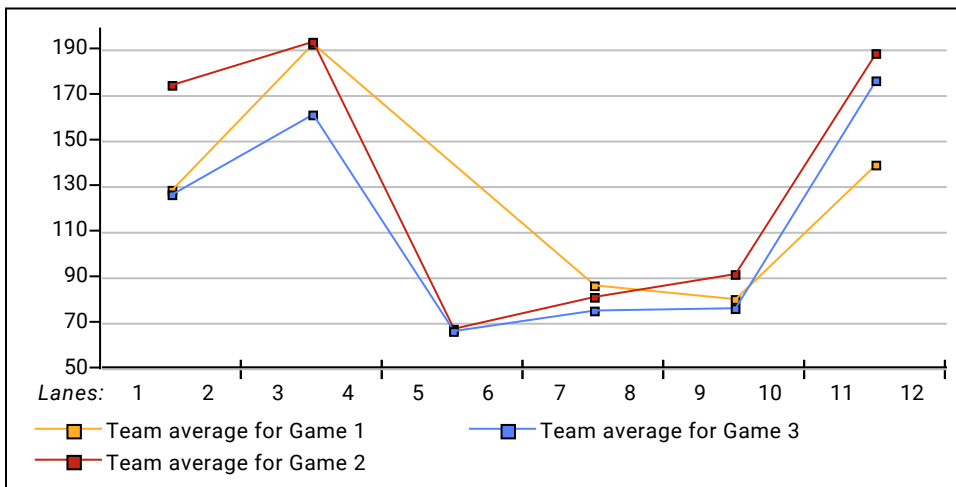
This Week's Statistics

	<u>Over All</u>	<u>Boys</u>	<u>Girls</u>
How many people bowled	9	7	2
Number of games bowled	27	21	6
Actual average of week's scores	159.26	165.81	136.33
How many games above average	15	12	3
How many games below average	11	8	3
Pins above/below average per game	10.15	10.52	8.83
How many people raised average	6	5	1
by this amount	1.28	1.39	0.71
How many people went down	3	2	1
by this amount	-0.82	-1.21	-0.05
League average before bowling	149.61	155.79	128.00
League average after bowling	150.19	156.44	128.34
Change in league average	0.58	0.65	0.33
800s	--	--	--
775s	--	--	--
750s	--	--	--
725s	--	--	--
700s	--	--	--
675s	1	1	--
650s	--	--	--
625s	--	--	--
600s	--	--	--
575s	--	--	--
550s	1	1	--
525s	--	--	--
500s	--	--	--
475s	2	2	--
450s	1	--	1
425s	1	1	--
400s	2	2	--
below 400	1	--	1
300s	--	--	--
275s	--	--	--
250s	1	1	--
225s	1	1	--
200s	1	1	--
175s	5	4	1
150s	7	7	--
125s	8	5	3
100s	3	2	1
below 100	1	--	1

Team Average vs Avg of Scores



Average of Scores for Each Game



Amount Over/Under Team Average

