

Wednesday 6:00 pm

Al-Mar Lanes

Lanes 1 - 16

Team Standings In Each Division

Place	Team Name	Points Won	Points Lost	Team Avg	HDCP	Pins + HDCP	Place	Team Name	Points Won	Points Lost	Team Avg	HDCP	Pins + HDCP
<i>East</i>						<i>West</i>							
1	Rick's Carryout	46	10	991	126	94759	1	Thayer Ford-Nissan	33	23	966	144	93702
2	Gear Up Sportswear	35	21	1090	46	95528	2	Fireballers	28	28	889	207	92014
3	900 Global	35	21	1069	63	95177	3	Al Smith Chrysler	27	29	851	237	91748
4	RMF Nooter	30	26	965	146	93707	4	Palmer Brothers Concrete	27	29	755	314	90908
5	Al-Mar Pro Shop	28	28	977	136	93191	5	Gerdeman Insurance	25	31	793	284	90638
6	Or's Sunoco	27	29	949	158	93768	6	Speedex	22	34	865	226	91617
7	Jaybird's	24	32	1017	103	94093	7	CJ's Sports Bar	21	35	946	161	93272
8	Burns Brew House	19	37	993	124	93773	8	Thayer Chevrolet	21	35	962	148	93224

Season High Scores

Scratch Game	1247	Gear Up Sportswear	1239	900 Global	1209	Jaybird's	1196	Burns Brew House
Scratch Series	3539	900 Global	3483	Gear Up Sportswear	3343	Al-Mar Pro Shop	3320	Burns Brew House
Handicap Game	1322	900 Global	1316	Jaybird's	1311	Rick's Carryout	1307	Thayer Ford-Nissan
Handicap Series	3788	900 Global	3684	Or's Sunoco	3657	Gear Up Sportswear	3641	Thayer Ford-Nissan
Scratch Game	300	James Alfaro	300	Kirk Starkey	300	Kyle Waynick	300	Juan Ybanes
Scratch Series	814	Robert Kominek	787	Rick Stevenson	780	Jeff Piekarzewski	777	Lucas Jenne
Handicap Game	329	James Alfaro	325	Kirk Starkey	320	Jeff Muir	319	Shad King
Handicap Series	852	Shad King	844	Robert Kominek	836	Bob Potter	835	Kyle Echelberry
	835	Rick Stevenson						

Last Week's Top Scores

Scratch Game	1184	900 Global	1143	Gear Up Sportswear	1131	Rick's Carryout	1085	Jaybird's
Scratch Series	3368	Gear Up Sportswear	3326	900 Global	3236	Rick's Carryout	3089	Jaybird's
Handicap Game	1259	Rick's Carryout	1249	900 Global	1202	Or's Sunoco	1199	Thayer Ford-Nissan
Handicap Series	3620	Rick's Carryout	3521	900 Global	3519	Thayer Ford-Nissan	3509	Gear Up Sportswear
Scratch Game	300	Kyle Waynick	278	Tawonne Lawson	267	Mallory Fritz	267	Ron Steinman JR
	259	Robert Kominek	259	Lucas Jenne	258	James Alfaro	257	Juan Ybanes
Scratch Series	758	Kyle Waynick	730	Eric Hamilton	698	Juan Ybanes	696	Tawonne Lawson
	692	Ron Steinman JR	681	Gilbert Naugle	678	Austin Cover	672	Lucas Jenne
Handicap Game	305	Kyle Waynick	297	Mallory Fritz	289	Tawonne Lawson	284	Virgil Baird
	282	Brian Ruemmele	281	Nate Kerr	280	Austin Cover	276	Ron Steinman JR
	276	David Birr					276	Lucas Jenne
Handicap Series	777	Austin Cover	776	Brian Ruemmele	773	Kyle Waynick	760	Leah Jenne
	759	Mallory Fritz	737	Shad King	737	Amber Dewitt	735	Gilbert Naugle

Individual High Averages

229.18	Eric Hamilton	224.99	Kyle Waynick	222.71	Robert Kominek	221.72	Jeff Piekarzewski	219.23	Richard Yates Jr
--------	---------------	--------	--------------	--------	----------------	--------	-------------------	--------	------------------

Most Improved Average

136 to 161.67 = +25.67	Ramsey Slater	203 to 216.68 = +13.68	Eric Williams	185 to 197.56 = +12.56	Rodney Ridgway
------------------------	---------------	------------------------	---------------	------------------------	----------------

Team Rosters

Name	Pins	Gms	Avg	HDCP	Name	Pins	Gms	Avg	HDCP
1 - 900 Global Lane 9 HDCP=63 Avg=1069					2 - Gear Up Sportswear Lane 12 HDCP=46 Avg=1090				
Robert J. Kominek	14031	63	222	6	David B. Walter	5058	24	210	16
Blaine S. Patrick	15076	75	201	23	Rick A. Stevenson	10956	51	214	12
David C. Dohanos	16163	78	207	18	Jeff A. Piekarzewski	17959	81	221	7
Juan A. Ybanes	15536	72	215	12	Tawonne M. Lawson	17128	79	216	11
Kyle W. Waynick	18899	84	224	4	Eric D. Hamilton	19251	84	229	0
					Ryan K. Studebaker	8983	42	213	13
					Donald J. Mannix	7561	39	193	29
3 - Thayer Ford-Nissan Lane 14 HDCP=144 Avg=966					4 - Burns Brew House Lane 4 HDCP=124 Avg=993				
Ron L. Steinman JR	16425	75	219	8	Rodney R. Ridgway	15410	78	197	26
Cody S. Culver	13490	75	179	40	John C. Wedge	7441	42	177	42
James R. Lowry	15214	84	181	39	Eric D. Williams	16251	75	216	11
Gene L. VanDeVelde	12414	69	179	40	Kirk D. Starkey	14546	72	202	22
Gilbert R. Naugle	16853	81	208	17	Ronny J. Ramsey	7258	36	201	23
					Robin L. Starkey	4704	24	196	27
					Mark D. Bowen				

Wednesday 6:00 pm

Al-Mar Lanes

Lanes 1 - 16

Name	Pins	Gms	Avg HDCP		Name	Pins	Gms	Avg HDCP	
5 - Al-Mar Pro Shop Lane 10 HDCP=136 Avg=977					6 - Jaybird's Lane 11 HDCP=103 Avg=1017				
Nick Jenne	8874	63	140	72	Jerry W. Holman	13503	66	204	20
Nathaniel D. Henschen	13493	66	204	20	Nate D. Kerr	13247	72	183	37
Lucas Jenne	17542	84	208	17	Noah E. Wagner	15977	78	204	20
Kurt D. Wood	15201	72	211	15	Kyle J. Echelberry	15559	75	207	18
Ken North	18044	84	214	12	Richard J. Yates Jr	18415	84	219	8
Chris J. Lindquist	4356	21	207	18	Alex M. Wagner	6469	33	196	27
7 - Al Smith Chrysler Lane 5 HDCP=237 Avg=851					8 - Fireballers Lane 15 HDCP=207 Avg=889				
Timothy S. Neiling	12881	78	165	52	Travis E. Berres	14812	81	182	38
Jim L. Smith	11204	75	149	64	Jeffery A. Griffith	12007	75	160	56
John A. Powers	11734	69	170	48	Amber N. Dewitt	8165	50	163	53
Eric L. Slater	15919	84	189	32	Mike D. Kurfess	11598	62	187	34
Scott A. Slater	11222	63	178	41	Jon A. Zinn	16592	84	197	26
Timothy R. Barnhisel	7606	42	181	39	Geoff C. Springstead	8615	42	205	20
Ramsey S. Slater	485	3	bk136	75	10 - RMF Nooter Lane 7 HDCP=146 Avg=965				
9 - Rick's Carryout Lane 2 HDCP=126 Avg=991					David A. Birr	16525	81	204	20
Mallory J. Fritz	14517	75	193	29	Tim Henneman	13431	72	186	35
Shad F. King	12683	63	201	23	Virgil R. Baird	14642	75	195	28
Maryann Dimick	15040	81	185	36	Paul Schmidt	13434	78	172	46
Brian M. Dimick	15203	75	202	22	Andrew C. Schmidt	16867	81	208	17
James J. Alfaro	16837	80	210	16	Matt A. Aumiller	1080	6	bk188	33
Linda J. Alfaro	6140	33	186	35	Adam L. Fear	4246	21	202	22
11 - Thayer Chevrolet Lane 3 HDCP=148 Avg=962					12 - Or's Sunoco Lane 13 HDCP=158 Avg=949				
Tricia A. Green	14794	75	197	26	Victor L. Parks	13411	75	178	41
Anthony R. Haney	13979	69	202	22	Brian M. Ruemmele	14010	81	172	46
Jake Trumbull	11331	71	159	56	Cailyn S. Overhulse	13762	75	183	37
Denise Miller	14243	72	197	26	Bill L. Schumacher	16465	81	203	21
Blake A. Niemiec	11842	57	207	18	Paul R. Overhulse	17308	81	213	13
Devin M. Taylor	2231	15	148	65	Justin M. Overhulse	1147	6	191	31
13 - Speedex Lane 16 HDCP=226 Avg=865					14 - CJ's Sports Bar Lane 6 HDCP=161 Avg=946				
Jeff S. Muir	13009	78	166	51	Austin K. Cover	10688	56	190	32
Bob G. Potter	12299	81	151	63	Jordan M. Suess	15344	81	189	32
Jack W. Whitacre	3417	24	142	70	Doug S. Trumbull	13134	66	199	24
William P. Kale	4076	21	194	28	Charles F. Hopple	11607	68	170	48
Donald E. Genalo	15300	72	212	14	Stephen H. Cole	15250	77	198	25
Keith E. Whitacre	8392	45	186	35	Merle E. Trumbull	4422	24	184	36
Jack Spoores	11266	66	170	48	16 - Palmer Brothers Concrete Lane 8 HDCP=314 Avg=755				
Jim Russell	4994	30	166	51	James P. Darby	13482	81	166	51
15 - Gerdeman Insurance Lane 1 HDCP=284 Avg=793					Karl A. Schnapp	7155	45	159	56
Scott E. Brown	13048	78	167	50	Tiffany L. Hoffman	6942	57	121	87
Becky J. Lee	10966	81	135	76	Bob Jenne	12788	84	152	62
Gary A. Luken	13801	81	170	48	Ed A. Hoffman	13230	84	157	58
Robert L. Miller	12087	78	154	60	Leah K. Jenne	9939	63	157	58
Steve J. Herber	12063	72	167	50					
Lucas A. Kiel	824	6	bk151	63					

Temporary Substitutes

Name	Pins	Gms	Avg HDCP		Name	Pins	Gms	Avg HDCP	
Chad Arnston	547	3	bk171	47	Ronald W. May	0	0	bk189	32
Casandra L. Aumiller	0	0	bk165	52	Cindy A. McCarthy	398	3	bk141	71
Richard E. Campbell	4753	27	176	43	Kelly L. Miller	2607	15	173	45
Adam F. Dilsaver	1240	6	bk211	15	Jeremy A. Mitchell	1273	6	bk195	28
Dylan Dohanos	3950	21	188	33	Brian C. Orth	1232	6	205	20
Kirby J. Freeman	0	0	bk199	24	Carolyn Overhulse	421	3	140	72
Logan A. Gunter	1544	9	171	47	Jimmie Palmer	1556	9	bk184	36
Wally E. Hardin	615	3	205	20	James A. Pixley Jr	468	3	156	59
Mickey Higham	0	0	bk207	18	Rich Reno	615	3	205	20
Dan L. Hines	0	0	bk155	60	Fred E. Riggs	0	0	bk163	53
Shannon Ingram III	1333	6	222	6	Brad A. Simon	670	3	bk211	15
Bruce M. Lindquist	3897	21	185	36	Corbin Trumbull	353	3	117	90

American 2023-24


Wednesday 6:00 pm

Al-Mar Lanes

Lanes 1 - 16

Name	Pins	Gms	Avg HDCP		Name	Pins	Gms	Avg HDCP	
Heidi J. Trumbull	4966	30	165	52	David B. Walter	6335	30	211	15
Timm M. Tucker	366	3	bk131	79	Tasha Wood	830	6	bk145	68
Zeke P. Varella	0	0	bk176	43	Craig Yarger	677	3	bk194	28
Kelly D. Wahl	574	3	bk209	16					

Lane Assignments

	3-4	5-6	7-8	9-10	11-12	13-14	15-16	1-2
Today	11- 4	7-14	10-16	1- 5	6- 2	12- 3	8-13	15- 9
Next Week 	Manual Assignments Divisional Position Round- Start Lane - 3							

Bracket Payouts

Bowler	Lane	Br Set 1	Br Set 2	Refund	Winnings	Amt Paid	Balance Due	Paid
Alfaro, James	8	6.00	-	-	6.00	-	(18.00)	_____
Hamilton, Eric	3	-	30.00	-	30.00	-	12.00	_____
Haney, Anthony	12	6.00	-	-	6.00	-	(9.00)	_____
King, Shooter	8	69.00	-	-	69.00	-	24.00	_____
Kominek, Joe	7	-	6.00	-	6.00	-	(15.00)	_____
Lowry, Jim	15	15.00	-	-	15.00	-	6.00	_____
Naugle, Butch	15	6.00	6.00	-	12.00	-	(6.00)	_____
Parks, Vic	9	30.00	-	-	30.00	-	15.00	_____
Trumbull, Doug	10	15.00	-	-	15.00	-	(3.00)	_____

\$3 Brackets - 8 person 3 game - Handicap

Game 1	Game 2	Game 3	
1_ Ln=5 h=20 245 Noah E. Wagner	252 Noah E. Wagner		-- #1 -- ** Finished **
1_ Ln=11 h=33 199 Matt A. Aumiller		231 Shad F. King	
2_ Ln=8 h=24 239 Shad F. King	267 Shad F. King		
2_ Ln=15 h=40 229 James R. Lowry			
3_ Ln=16 h=48 244 John A. Powers			\$15 Shad F. King
3_ Ln=15 h=18 273 Gilbert R. Naugle	251 Gilbert R. Naugle		\$6 Gilbert R. Naugle
4_ Ln=7 h=6 206 Robert J. Kominek		211 Gilbert R. Naugle	
4_ Ln=12 h=22 223 Anthony R. Haney	224 Anthony R. Haney		
1_ Ln=5 h=20 245 Noah E. Wagner	252 Noah E. Wagner		-- #2 -- Working on game 1
1_ Ln=10 h=25 239 Doug S. Trumbull		231 Shad F. King	
2_ Ln=7 h=5 205 Kyle W. Waynick	267 Shad F. King		
2_ Ln=8 h=24 239 Shad F. King			
3_ Ln=7 h=19 215 David C. Dohanos			
3_ Ln=11 h=33 199 Matt A. Aumiller	220 David C. Dohanos		
4_ Ln=3 h=16 ____ David B. Walter			
4_ Ln=12 h=22 223 Anthony R. Haney			
1_ Ln=9 h=12 196 Paul R. Overhulse	252 Noah E. Wagner		-- #3 -- ** Finished **
1_ Ln=5 h=20 245 Noah E. Wagner		231 Shad F. King	
2_ Ln=3 h=12 206 Rick A. Stevenson	267 Shad F. King		
2_ Ln=8 h=24 239 Shad F. King			
3_ Ln=16 h=48 244 John A. Powers			\$15 Victor L. Parks
3_ Ln=9 h=22 243 Bill L. Schumacher	222 John A. Powers		\$6 Shad F. King
4_ Ln=7 h=6 206 Robert J. Kominek		267 Victor L. Parks	
4_ Ln=9 h=42 236 Victor L. Parks	224 Victor L. Parks		

Wednesday 6:00 pm

Al-Mar Lanes

Lanes 1 - 16

\$3 Brackets - 8 person 3 game - Handicap

Game 1	Game 2	Game 3	
1 Ln=5 h=20 245 Noah E. Wagner	252 Noah E. Wagner		-- #4 -- ** Finished **
1 Ln=7 h=5 205 Kyle W. Waynick		231 Shad F. King	
2 Ln=7 h=6 206 Robert J. Kominek	267 Shad F. King		\$15 James R. Lowry \$6 Shad F. King
2 Ln=8 h=24 239 Shad F. King		247 James R. Lowry	
3 Ln=7 h=19 215 David C. Dohanos	242 James R. Lowry		
3 Ln=15 h=40 229 James R. Lowry			
4 Ln=11 h=33 199 Matt A. Aumiller	224 Victor L. Parks		
4 Ln=9 h=42 236 Victor L. Parks			
<hr/>			
1 Ln=8 h=24 239 Shad F. King	226 Bill L. Schumacher		-- #5 -- Working on game 1
1 Ln=9 h=22 243 Bill L. Schumacher		238 Bill L. Schumacher	
2 Ln=8 h=16 233 James J. Alfaro	222 John A. Powers		
2 Ln=16 h=48 244 John A. Powers			
3 Ln=3 h=16 _____ David B. Walter			
3 Ln=9 h=12 196 Paul R. Overhulse			
4 Ln=14 h=16 219 Kurt D. Wood	252 Noah E. Wagner		
4 Ln=5 h=20 245 Noah E. Wagner			
<hr/>			
1 Ln=7 h=19 215 David C. Dohanos	220 David C. Dohanos		-- #6 -- ** Finished **
1 Ln=7 h=6 206 Robert J. Kominek		213 Anthony R. Haney	
2 Ln=6 h=26 205 Jon A. Zinn	224 Anthony R. Haney		\$15 Shad F. King \$6 Anthony R. Haney
2 Ln=12 h=22 223 Anthony R. Haney		231 Shad F. King	
3 Ln=15 h=40 182 Gene L. VanDeVelde	267 Shad F. King		
3 Ln=8 h=24 239 Shad F. King			
4 Ln=15 h=40 229 James R. Lowry	252 Noah E. Wagner		
4 Ln=5 h=20 245 Noah E. Wagner			
<hr/>			
1 Ln=7 h=19 215 David C. Dohanos	274 James J. Alfaro		-- #7 -- ** Finished **
1 Ln=8 h=16 233 James J. Alfaro		209 James J. Alfaro	
2 Ln=9 h=42 236 Victor L. Parks	224 Victor L. Parks		\$15 Shad F. King \$6 James J. Alfaro
2 Ln=15 h=40 182 Gene L. VanDeVelde		231 Shad F. King	
3 Ln=8 h=24 239 Shad F. King	267 Shad F. King		
3 Ln=9 h=37 206 Cailyn S. Overhulse			
4 Ln=5 h=20 245 Noah E. Wagner	252 Noah E. Wagner		
4 Ln=6 h=26 205 Jon A. Zinn			

Wednesday 6:00 pm

Al-Mar Lanes

Lanes 1 - 16

\$3 Brackets - 8 person 3 game - Handicap

Game 1	Game 2	Game 3	
1 Ln=11 h=33 199 Matt A. Aumiller	222 John A. Powers		-- #8 -- Working on game 1
1 Ln=16 h=48 244 John A. Powers			
2 Ln=3 h=16 ____ David B. Walter			
2 Ln=15 h=18 273 Gilbert R. Naugle			
3 Ln=8 h=24 239 Shad F. King	267 Shad F. King		
3 Ln=6 h=37 194 Travis E. Berres		231 Shad F. King	
4 Ln=7 h=6 206 Robert J. Kominek	252 Noah E. Wagner		
4 Ln=5 h=20 245 Noah E. Wagner			
1 Ln=8 h=24 239 Shad F. King	267 Shad F. King		-- #9 -- ** Finished **
1 Ln=8 h=16 233 James J. Alfaro		231 Shad F. King	
2 Ln=6 h=55 244 Amber N. Dewitt	252 Noah E. Wagner		
2 Ln=5 h=20 245 Noah E. Wagner			
3 Ln=10 h=25 239 Doug S. Trumbull	224 Doug S. Trumbull		
3 Ln=12 h=22 223 Anthony R. Haney		235 Doug S. Trumbull	
4 Ln=9 h=12 196 Paul R. Overhulse	220 David C. Dohanos		\$15 Doug S. Trumbull
4 Ln=7 h=19 215 David C. Dohanos			\$6 Shad F. King
1 Ln=5 h=20 245 Noah E. Wagner			-- #10 -- Working on game 1
1 Ln=3 h=16 ____ David B. Walter			
2 Ln=7 h=19 215 David C. Dohanos	226 Bill L. Schumacher		
2 Ln=9 h=22 243 Bill L. Schumacher			
3 Ln=12 h=22 223 Anthony R. Haney	260 Amber N. Dewitt		
3 Ln=6 h=55 244 Amber N. Dewitt		233 Amber N. Dewitt	
4 Ln=15 h=18 273 Gilbert R. Naugle	251 Gilbert R. Naugle		
4 Ln=8 h=24 239 Shad F. King			
1 Ln=9 h=42 236 Victor L. Parks			-- #11 -- Working on game 1
1 Ln=3 h=16 ____ David B. Walter			
2 Ln=8 h=24 239 Shad F. King	267 Shad F. King		
2 Ln=10 h=25 239 Doug S. Trumbull	224 Doug S. Trumbull		
3 Ln=3 h=12 206 Rick A. Stevenson	*** Lost the tie		
3 Ln=5 h=20 245 Noah E. Wagner	252 Noah E. Wagner		
4 Ln=16 h=48 244 John A. Powers		217 Noah E. Wagner	
4 Ln=6 h=26 205 Jon A. Zinn	222 John A. Powers		

Wednesday 6:00 pm

Al-Mar Lanes

Lanes 1 - 16

\$3 Brackets - 8 person 3 game - Handicap

Game 1	Game 2	Game 3	
1 Ln=8 h=24 239 Shad F. King	267 Shad F. King	231 Shad F. King	-- #12 -- ** Finished **
1 Ln=6 h=26 205 Jon A. Zinn			
2 Ln=16 h=48 244 John A. Powers	222 John A. Powers		\$15 Victor L. Parks \$6 Shad F. King
2 Ln=15 h=40 182 Gene L. VanDeVelde			
3 Ln=7 h=5 205 Kyle W. Waynick	220 David C. Dohanos		
3 Ln=7 h=19 215 David C. Dohanos		267 Victor L. Parks	
4 Ln=9 h=42 236 Victor L. Parks	224 Victor L. Parks		
4 Ln=8 h=16 233 James J. Alfaro			

\$3 Brackets - Bracket 2 - Scratch

Game 1	Game 2	Game 3	
1 Lane 9 221 Bill L. Schumacher	204 Bill L. Schumacher	193 Gilbert R. Naugle	-- #1 -- ** Finished **
1 Lane 7 200 Kyle W. Waynick			
2 Lane 5 219 Richard J. Yates Jr	233 Gilbert R. Naugle		\$15 Eric D. Hamilton \$6 Gilbert R. Naugle
2 Lane 15 255 Gilbert R. Naugle			
3 Lane 8 215 Shad F. King	193 Tawonne M. Lawso		
3 Lane 3 278 Tawonne M. Lawson		237 Eric D. Hamilton	
4 Lane 3 194 Rick A. Stevenson	247 Eric D. Hamilton		
4 Lane 3 246 Eric D. Hamilton			
<hr/>			
1 Lane 3 246 Eric D. Hamilton	247 Eric D. Hamilton		-- #2 -- Working on game 1
1 Lane 8 217 James J. Alfaro		300 Kyle W. Waynick	
2 Lane 7 200 Kyle W. Waynick	258 Kyle W. Waynick		
2 Lane 9 184 Paul R. Overhulse			
3 Lane 8 215 Shad F. King			
3 Lane 3 ____ David B. Walter			
4 Lane 7 200 Robert J. Kominek	218 Richard J. Yates Jr		
4 Lane 5 219 Richard J. Yates Jr			
<hr/>			
1 Lane 10 214 Doug S. Trumbull	218 Richard J. Yates Jr		-- #3 -- Working on game 1
1 Lane 5 219 Richard J. Yates Jr		193 Gilbert R. Naugle	
2 Lane 3 194 Rick A. Stevenson			
2 Lane 3 ____ David B. Walter			
3 Lane 3 278 Tawonne M. Lawson	193 Tawonne M. Lawso		
3 Lane 9 221 Bill L. Schumacher			
4 Lane 15 255 Gilbert R. Naugle			
4 Lane 3 246 Eric D. Hamilton	233 Gilbert R. Naugle		

Wednesday 6:00 pm

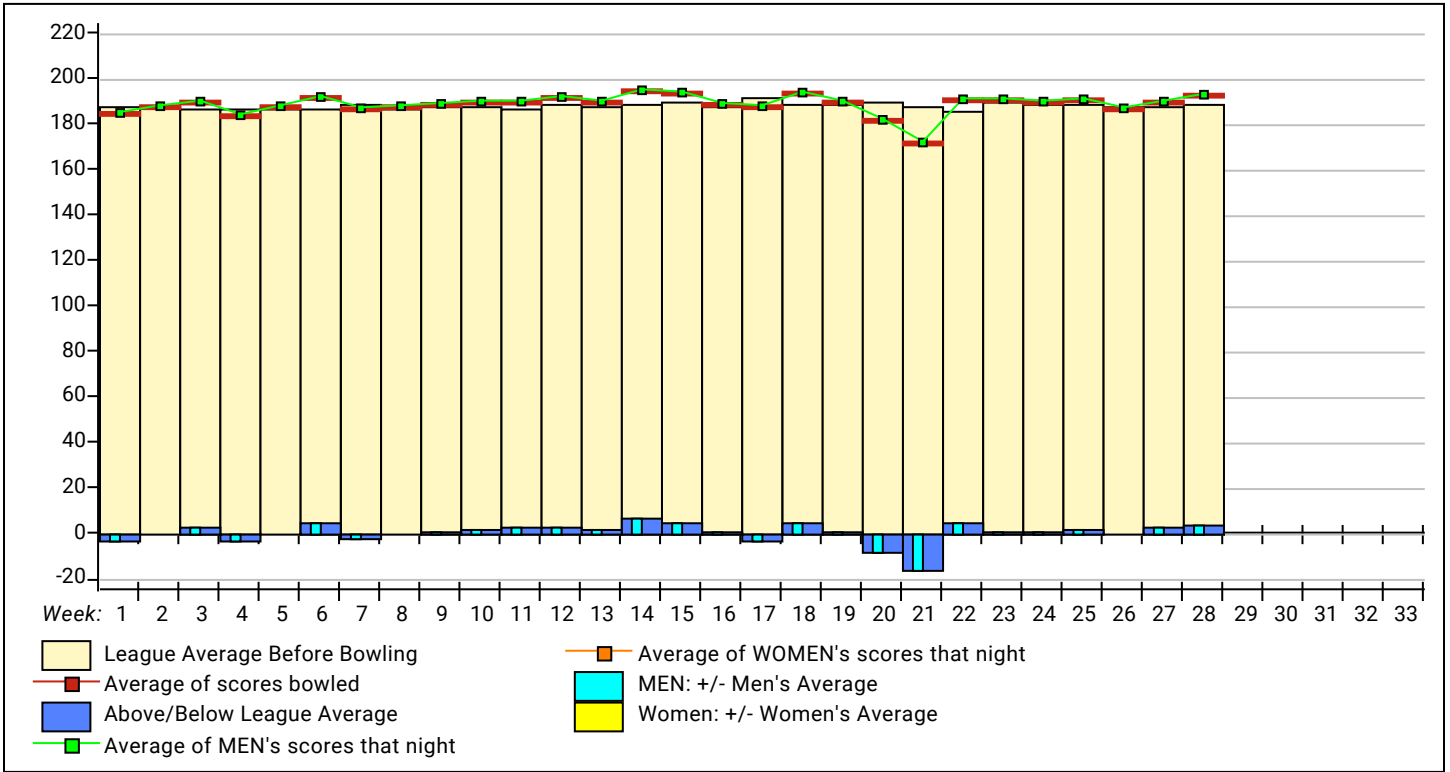
Al-Mar Lanes

Lanes 1 - 16

\$3 Brackets - Bracket 2 - Scratch

Game 1		Game 2		Game 3		
1 Lane 5	219 Richard J. Yates Jr	218	Richard J. Yates Jr	237	Eric D. Hamilton	-- #4 -- Working on game 1
1 Lane 14	203 Kurt D. Wood					
2 Lane 10	214 Doug S. Trumbull	247	Eric D. Hamilton			
2 Lane 3	246 Eric D. Hamilton					
3 Lane 3	278 Tawonne M. Lawson	193	Tawonne M. Lawso			
3 Lane 3	194 Rick A. Stevenson					
4 Lane 3	_____ David B. Walter					
4 Lane 8	217 James J. Alfaro					
1 Lane 3	246 Eric D. Hamilton	247	Eric D. Hamilton	237	Eric D. Hamilton	-- #5 -- Working on game 1
1 Lane 14	203 Kurt D. Wood					
2 Lane 5	219 Richard J. Yates Jr	218	Richard J. Yates Jr			
2 Lane 8	217 James J. Alfaro					
3 Lane 10	214 Doug S. Trumbull	199	Doug S. Trumbull			
3 Lane 7	200 Kyle W. Waynick					
4 Lane 9	184 Paul R. Overhulse					
4 Lane 3	_____ David B. Walter					
1 Lane 5	219 Richard J. Yates Jr	218	Richard J. Yates Jr	205	Richard J. Yates Jr	-- #6 -- Working on game 1
1 Lane 8	215 Shad F. King					
2 Lane 3	278 Tawonne M. Lawson	193	Tawonne M. Lawso			
2 Lane 8	217 James J. Alfaro					
3 Lane 7	200 Kyle W. Waynick	233	Gilbert R. Naugle			
3 Lane 15	255 Gilbert R. Naugle					
4 Lane 3	_____ David B. Walter					
4 Lane 9	221 Bill L. Schumacher					
1 Lane 14	203 Kurt D. Wood	193	Tawonne M. Lawso	205	Robert J. Kominek	-- #7 -- ** Finished **
1 Lane 3	278 Tawonne M. Lawson					
2 Lane 7	200 Kyle W. Waynick	259	Robert J. Kominek			
2 Lane 7	200 Robert J. Kominek	258	Kyle W. Waynick			
3 Lane 3	246 Eric D. Hamilton	*** Lost the tie				
3 Lane 9	184 Paul R. Overhulse	247	Eric D. Hamilton			
4 Lane 5	219 Richard J. Yates Jr			237	Eric D. Hamilton	
4 Lane 3	194 Rick A. Stevenson	218	Richard J. Yates Jr			
						\$15 Eric D. Hamilton
						\$6 Robert J. Kominek

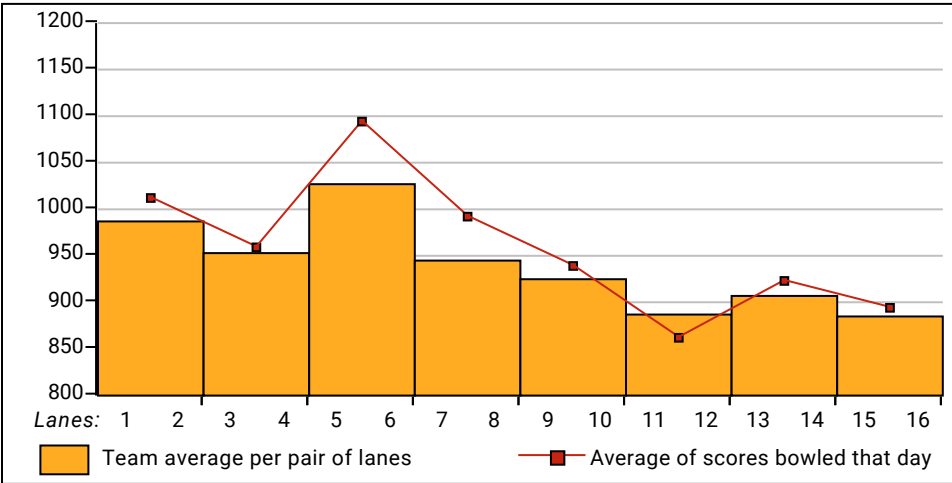
League Average Week-by-Week



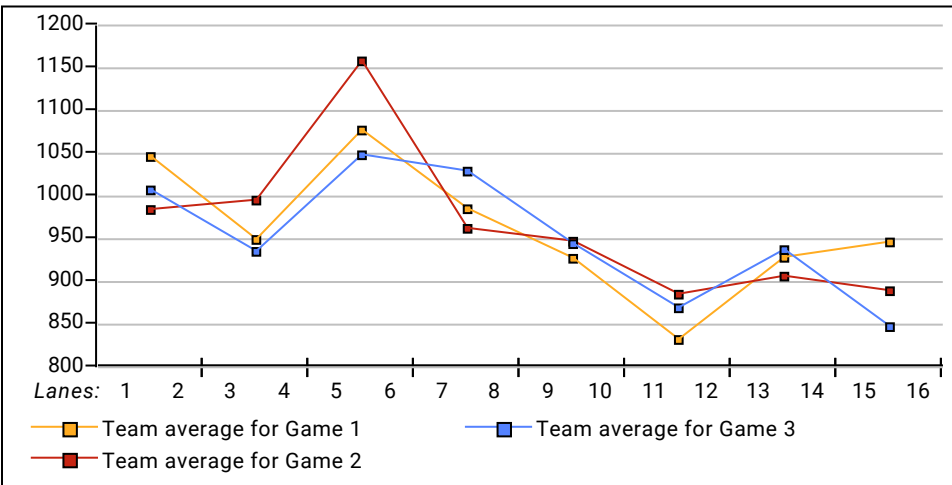
This Week's Statistics

	<u>Men</u>
How many people bowled	76
Number of games bowled	228
Actual average of week's scores	192.65
How many games above average	118
How many games below average	108
Pins above/below average per game	4.49
How many people raised average	45
by this amount	0.69
How many people went down	30
by this amount	-1.01
League average before bowling	188.63
League average after bowling	188.64
Change in league average	0.01
800s	--
775s	--
750s	1
725s	1
700s	1
675s	5
650s	10
625s	7
600s	7
575s	10
550s	11
525s	5
500s	4
475s	5
450s	3
425s	1
400s	1
below 400	4
300s	1
275s	1
250s	12
225s	23
200s	64
175s	59
150s	42
125s	17
100s	7
below 100	2

Team Average vs Avg of Scores



Average of Scores for Each Game



Amount Over/Under Team Average

