

Thursday 6:25 pm

## Kingpin's Alley Latham

Lanes 11 - 16

USBC Certification: 712497 Lane Certification: 5010  
 President: Steve Pommer Vice President: Bill Galvin  
 Secretary/Treasurer: Tom Fieseher


### Team Standings

#	Team Name	Points Won	Points Lost	Team Avg	HDCP	Pins + HDCP	HDCP Game	HDCP Sers	Last Wk WON	Last Wk Lost
3	Giggles	50	15	657	223	76651	1022	2921	5	0
2	Snickers	45	20	650	230	75806	1040	2889	4	1
5	Smokebreak	28	37	695	185	74059	1054	2935	1	4
6	Hoagies	26	39	649	231	74108	1010	2836	4	1
4	Laughs	25	40	601	279	74450	979	2773	0	5
1	Cackles	21	44	734	146	74747	993	2853	1	4

### Review of Last Week's Bowling.....

Lanes	Team Name	HDCP -1-	HDCP -2-	HDCP -3-	HDCP Total	Last Wk WON	Team Name	HDCP -1-	HDCP -2-	HDCP -3-	HDCP Total	Last Wk WON
11-12	Giggles	1022	924	975	2921	5	<---> Laughs	959	862	898	2719	0
13-14	Smokebreak	981	913	804	2698	1	<---> Hoagies	905	920	910	2735	4
15-16	Cackles	910	821	922	2653	1	<---> Snickers	880	932	958	2770	4

### Lane Assignments

11-12 13-14 15-16  
 Today 3- 2 5- 6 4- 1 Position Round- Start Lane - 11  
 Next Week  Roll-Off- Start Lane - 11

### Team Rosters

Name	Avg	Gms	Name	Avg	Gms
<b>Lane 11 - 3 - Giggles</b> HDCP=223			<b>Lane 12 - 2 - Snickers</b> HDCP=230		
Jayda Jones	116	71	Greg Bestler	121	75
EJ Beauford Jr	143	83	Jim Griffin	140	63
Alyssa Ragone	197	84	Darren Knasick	185	67
Ray Booth	201	78	Tom Fieseher	204	75
<b>Lane 13 - 5 - Smokebreak</b> HDCP=185			<b>Lane 14 - 6 - Hoagies</b> HDCP=231		
Rich Vehlow	137	72	Stephen Theogene	150	24
Pete Stevens	169	39	Shawn Hoag	144	66
Steve Pommer	190	81	Doug Hoag	177	81
Chris Varcasia	199	81	Tom Hoag	178	69
<b>Lane 15 - 4 - Laughs</b> HDCP=279			<b>Lane 16 - 1 - Cackles</b> HDCP=146		
VACANT	150	0	Dave Laiacona	134	81
Chris D'Entrone	106	69	John Anderson Jr	184	72
Emmett Ferris	154	65	Dan Johnson	200	39
Kyle Griffin	191	84	Jim Carpenter	216	57

### Messages:

Tonight is a position round to end the regular season. Next week we will have a roll-off for league champ, while all other bowlers will have a fun night, bowling for quarters. Please bring quarters to cover each frame of all 3 games.

Hi-Lo will end the season on April 18.

All bowlers must be paid in full tonight.

Ray Booth set personal highs last week in both high game (285) and high series (769), breaking the 700 series threshold for the first time. Congratulations, Ray!

Jayda Jones also set a personal high game last week, with a 191 game. Congratulations, Jayda!

**Average List of Regular Team Members**

**Division 1: A**

Name	True Average	Pins	Gms	High Game	High Sers	To Raise Avg +1	To Drop Avg -1	-1-	-2-	-3-	Total
Jim Carpenter	216.58	12345	57	289	748	675	614	181	210	255	646
Tom Fieseher	204.56	15342	75	290	782	648	569	180	237	225	642
Ray Booth	201.99	15755	78	285	769	607	525	285	205	279	769
Dan Johnson	200.23	7809	39	257	684	633	590	224	194	197	615
Chris Varcasia	199.48	16158	81	278	720	642	557	190	182	175	547
Alyssa Ragone	197.20	16565	84	286	719	661	573	192	210	221	623
Kyle Griffin	191.67	16100	84	277	656	604	516	231	170	182	583
Steve Pommer	190.85	15459	81	255	664	585	500	169	200	157	526

**Division 2: B**

Name	True Average	Pins	Gms	High Game	High Sers	To Raise Avg +1	To Drop Avg -1	-1-	-2-	-3-	Total
Darren Knasick	185.85	12452	67	247	687	568	497	191	172	184	547
John Anderson Jr	184.21	13263	72	267	662	612	536	197	154	195	546
Tom Hoag	178.46	12314	69	245	682	574	501	a178	a178	a178	534
Doug Hoag	177.21	14354	81	256	649	598	513	182	201	202	585
Pete Stevens	169.10	6595	39	223	563	545	502	258	191	160	609
Emmett Ferris	154.98	10074	65	200	524	466	397	171	153	200	524
Stephen Theogene	150.08	3602	24	198	509	475	447	a150	a150	a150	450
Shawn Hoag	144.48	9536	66	189	506	469	399	162	158	147	467

**Division 3: C**

Name	True Average	Pins	Gms	High Game	High Sers	To Raise Avg +1	To Drop Avg -1	-1-	-2-	-3-	Total
EJ Beauford Jr	143.08	11876	83	232	570	508	421	127	167	137	431
Jim Griffin	140.00	8820	63	209	491	486	419	142	144	164	450
Rich Vehlow	137.71	9915	72	192	472	435	359	178	154	126	458
Dave Laiacona	134.65	10907	81	183	458	433	348	161	116	128	405
Greg Bestler	121.79	9134	75	173	438	382	303	136	148	154	438
Jayda Jones	116.59	8278	71	191	436	380	305	191	115	111	417
Chris D'Entrone	106.54	7351	69	191	396	353	280	128	110	87	325

**Last Week's Top Scores**

**Team Handicap Series**

2921 Giggles

**Scratch Game**

285 Ray Booth  
255 Jim Carpenter  
237 Tom Fieseher

**Team Handicap Game**

981 Smokebreak

**Scratch Series**

769 Ray Booth  
646 Jim Carpenter  
642 Tom Fieseher

A

B

C

**Scratch Game**

202 Doug Hoag  
200 Emmett Ferris  
197 John Anderson Jr

**Scratch Series**

585 Doug Hoag  
547 Darren Knasick  
546 John Anderson Jr

**Scratch Game**

191 Jayda Jones  
178 Rich Vehlow  
167 EJ Beauford Jr

**Scratch Series**

458 Rich Vehlow  
450 Jim Griffin  
438 Greg Bestler

**View Standings on the Web**

Visit [LeagueSecretary.com](http://LeagueSecretary.com) - This league's ID number is 27113  
Visit [bowl.com](http://bowl.com) - This league's ID number is 2475

**Season High Scores**

**Team Handicap Series**

2935 Smokebreak

*The bowler with the high average is not eligible for season game and series awards.*

**Team Handicap Game**

1040 Snickers

A

**Scratch Series**

782 Tom Fieseher  
769 Ray Booth  
684 Dan Johnson

**Scratch Game**

286 Alyssa Ragone  
278 Chris Varcasia  
277 Kyle Griffin

B

**Scratch Series**

682 Tom Hoag  
649 Doug Hoag  
524 Emmett Ferris

**Scratch Game**

267 John Anderson Jr  
223 Pete Stevens  
198 Stephen Theogene

C

**Scratch Series**

491 Jim Griffin  
458 Dave Laiacona  
438 Greg Bestler

**Scratch Game**

192 Rich Vehlow  
191 Jayda Jones  
191 Chris D'Entrone

**Local and Bowling Center Awards**

Name	Award Score	Award Received	Name	Award Score	Award Received
Ray F. Booth	769	700 Series (Troy USBC Awards)	Pete Stevens	609	600 Series (Troy USBC Awards)
Jayda S. Jones	191	175 Game (Troy USBC Awards)		258	250 Game (Troy USBC Awards)

**Most Improved Average**

121 to 143.08 =+22.08 EJ Beauford Jr    133 to 150.08 =+17.08 Stephen Theogen    169 to 185.85 =+16.85 Darren Knasick  
183 to 197.20 =+14.20 Alyssa Ragone    164 to 177.21 =+13.21 Doug Hoag    133 to 144.48 =+11.48 Shawn Hoag

**Most Un-Improved Averages**

182 to 178.46 = -3.54 Tom Hoag    141 to 137.71 = -3.29 Rich Vehlow    202 to 199.48 = -2.52 Chris Varcasia  
124 to 121.79 = -2.21 Greg Bestler    157 to 154.98 = -2.02 Emmett Ferris    199 to 200.23 = +1.23 Dan Johnson

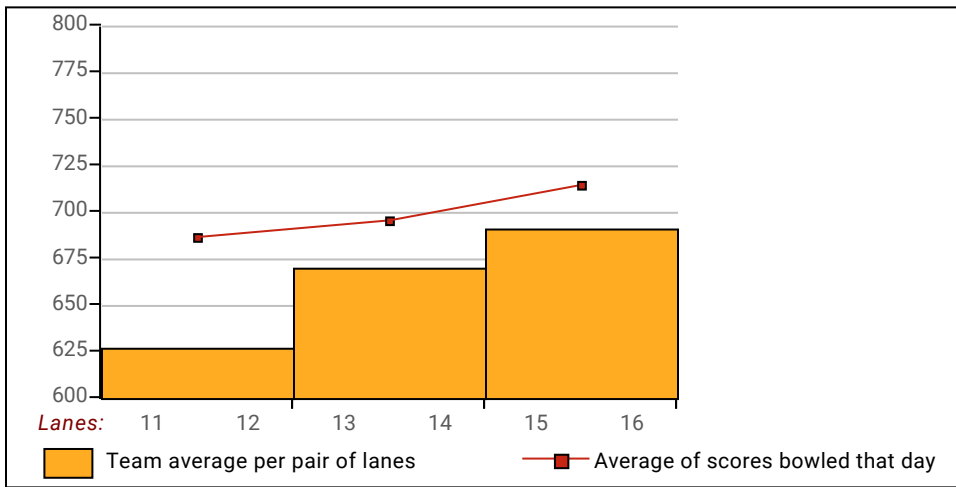
**Temporary Substitutes**

Name	True Average	Pins	Gms	High Game	High Sers	To Raise Avg +1	To Drop Avg -1	-1-	-2-	-3-	Total
Bill Galvin	182.07	5462	30	225	603	577	543				0
Pete Stevens	156.67	470	3	161	470	472	465	x159	x161	x150	470
Cara (LH) Fieseher	118.67	356	3	134	356	358	351				0
Chris Gonzalez	108.80	544	5	138	347	328	319				0
Mike Wiley	105.50	633	6	121	318	321	311				0

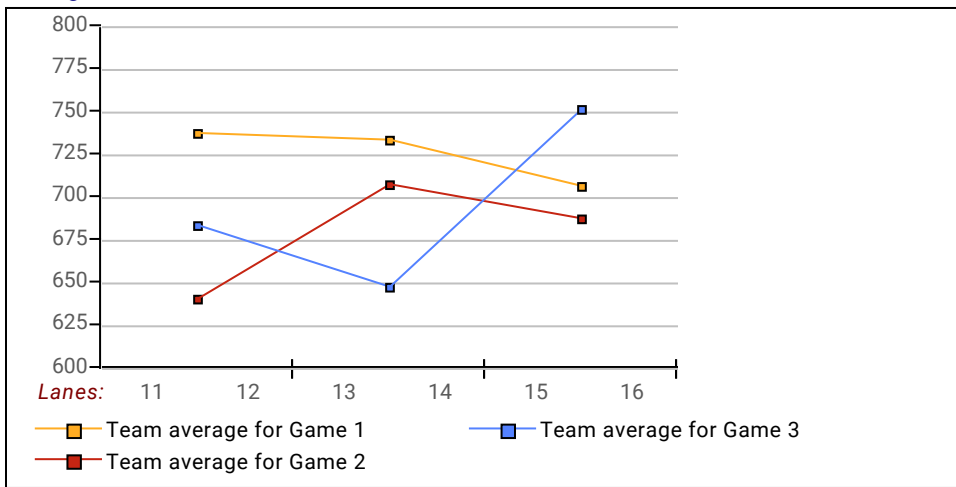
***This Week's Statistics***

	<u>Over All</u>	<u>Men</u>	<u>Women</u>
How many people bowled	22	20	2
Number of games bowled	66	60	6
Actual average of week's scores	176.11	176.38	173.33
How many games above average	39	36	3
How many games below average	26	24	2
Pins above/below average per game	9.97	9.18	17.83
How many people raised average	16	14	2
by this amount	0.73	0.74	0.69
How many people went down	5	5	--
by this amount	-0.32	-0.32	0.00
League average before bowling	166.60	167.64	156.21
League average after bowling	167.06	168.08	156.90
Change in league average	0.46	0.44	0.69
800s	--	--	--
775s	--	--	--
750s	1	1	--
725s	--	--	--
700s	--	--	--
675s	--	--	--
650s	--	--	--
625s	2	2	--
600s	3	2	1
575s	2	2	--
550s	--	--	--
525s	4	4	--
500s	1	1	--
475s	--	--	--
450s	4	4	--
425s	2	2	--
400s	2	1	1
below 400	1	1	--
300s	--	--	--
275s	2	2	--
250s	2	2	--
225s	3	3	--
200s	9	7	2
175s	17	15	2
150s	18	18	--
125s	10	10	--
100s	4	2	2
below 100	1	1	--

**Team Average vs Avg of Scores**



**Average of Scores for Each Game**



**Amount Over/Under Team Average**

