

Wednesday 6:30 pm

Cityview Lanes

Lanes 1 - 26

USBC Certification:

President: Andrew Brimberry is on Lane 23 abrimberry@gmail.com
 Vice President: Denis Muilenburg is on Lane 11 dmuilenburgjr@yahoo.com
 Secretary/Treasurer: Rochelle Greener is on Lane 3 rogreener@aol.com
 Sergeant at Arms: David Willis is on Lane 1 davjlm@sbcglobal.net

View Standings on the Web

Visit LeagueSecretary.com - This league's ID number is 88503
 View standings, bowler history, statistics and more. Also check out the Mobile App.
 Visit bowl.com - This league's ID number is 30712



Fall 2023 - 2024 First Half Winners: Tie between Teams 20 and 14 (Rolloff Pending)
 Fall 2022-2023 Winners: Better Chance

Points won by your name indicates the number of games over average.

Team 5 post bowled week 27 (vs. Team 23) after week 28.

If you aren't feeling well, please stay home.

Lane Assignments

	<u>1-2</u>	<u>3-4</u>	<u>5-6</u>	<u>7-8</u>	<u>9-10</u>	<u>11-12</u>	<u>13-14</u>
Wk28 03/27	4- 5	1-11	19-23	8-22	12-20	3- 7	10-14
Wk29 04/03	1- 2	3- 4	5- 6	7- 8	9-10	11-12	13-14
Wk30 04/10	26-23	25- 2	1- 4	6- 3	5- 8	7-10	12- 9

	<u>15-16</u>	<u>17-18</u>	<u>19-20</u>	<u>21-22</u>	<u>23-24</u>	<u>25-26</u>
Wk28 03/27	9-17	24-16	25-15	21-13	2- 6	26-18
Wk29 04/03	15-16	17-18	19-20	21-22	23-24	25-26
Wk30 04/10	11-14	16-13	15-18	20-17	19-22	21-24

Team Standings

Place	#	Team Name	%Won	Points Won	Points Lost	UnEarned Points	Y-T-D % WON	Year-To-Date WON	Y-T-D LOST	Games Won	Scratch Pins	Pins + HDCP
1	25	Odd Balls	67.5	54	26		55.5	120	96	20	61515	70509
2	18	MOJO	67.5	54	26		59.3	128	88	19	65105	70496
3	20	Split Happens	65.0	52	28		63.0	136	80	20	61716	70899
4	5	Fantastic Four	65.0	52	28		52.8	114	102	19	57210	69894
5	10	Better Chance	62.5	50	30		60.2	130	86	18	60977	70871
6	14	Phuket	60.0	48	32		61.1	132	84	18	62727	70248
7	12	Charlie's Chargers	55.0	44	36		51.9	112	104	16	62762	70928
8	4	3 Lefts Makes a Right	55.0	44	36		44.9	97	119	16	49465	68995
9	23	Give Me A Break	55.0	44	36		45.4	98	118	17	50615	68597
10	2	Deuces For Life	52.5	42	38		54.6	118	98	16	66193	70576
11	6	Double Trouble	52.5	42	38		54.6	118	98	17	57621	70293
12	1	Malfunction	52.5	42	38		47.2	102	114	15	51450	68949
13	9	No Chance	50.0	40	40		54.2	117	99	16	59138	69854
14	15	Nothing Special	50.0	40	40		49.5	107	109	14	45325	69373
15	11	Gutter Chaos	47.5	38	42		51.9	112	104	16	58017	69822
16	3	Stealth Strikers	47.5	38	42		46.3	100	116	14	57327	68811
17	13	Miller Time	45.0	36	44		48.1	104	112	14	58350	69594
18	8	Talent To Spare	45.0	36	44		46.3	100	116	13	50492	69101

Place	#	Team Name	%Won	Points	Points	UnEarned	Y-T-D	Year-To-Date	Y-T-D	Games	Scratch	Pins +
				Won	Lost		Points	% WON	WON		LOST	
19	17	The Complete Backyard	42.5	34	46		50.0	108	108	14	60848	69479
20	26	Benchwarmers	42.5	34	46		45.5	91	109	13	44841	58203
21	19	Pop and Prodigies	40.0	32	48		51.9	112	104	11	62052	70557
22	7	Bar Association	40.0	32	48		52.8	114	102	12	46660	69730
23	22	Here 4 Fun	40.0	32	48		51.4	111	105	13	53243	69227
24	16	Bowl-a-Holics	40.0	32	48		36.6	79	137	11	53554	68734
25	24	Back Again	30.0	24	56		34.3	74	142	9	45019	68596
26	21	Miller Ranch Hands	30.0	24	56		34.3	74	142	9	44242	67990

Review of Last Week's Bowling.....

Lanes	Team Name	HDCP	HDCP	HDCP	HDCP	Last Wk		Team Name	HDCP	HDCP	HDCP	HDCP	Last Wk
		-1-	-2-	-3-	Total	WON			-1-	-2-	-3-	Total	WON
1-2	Bowl-a-Holics	868	817	879	2564	6	<--->	Better Chance	836	851	862	2549	2
3-4	Double Trouble	846	868	889	2603	2	<--->	Here 4 Fun	892	869	871	2632	6
5-6	No Chance	970	778	892	2640	6	<--->	Bar Association	853	925	796	2574	2
7-8	Odd Balls	809	799	891	2499	2	<--->	Stealth Strikers	794	895	898	2587	6
9-10	Nothing Special	950	831	896	2677	4	<--->	Gutter Chaos	987	857	809	2653	4
11-12	Miller Time	897	810	869	2576	6	<--->	The Complete Backya	824	769	907	2500	2
13-14	Malfunction	863	898	825	2586	0	<--->	Miller Ranch Hands	868	960	867	2695	8
15-16	Give Me A Break	809	833	884	2526	2	<--->	Fantastic Four	844	810	919	2573	6
17-18	Benchwarmers	812	921	912	2645	6	<--->	Deuces For Life	894	867	815	2576	2
19-20	MOJO	901	876	901	2678	8	<--->	Pop and Prodigies	839	868	834	2541	0
21-22	3 Lefts Makes a Right	885	913	841	2639	8	<--->	Back Again	783	825	826	2434	0
23-24	Charlie's Chargers	826	919	868	2613	2	<--->	Phuket	943	880	931	2754	6
25-26	Talent To Spare	862	847	871	2580	0	<--->	Split Happens	937	954	931	2822	8

Last Week's Top Scores

Team Scratch Game		Team Scratch Series		Team Handicap Game		Team Handicap Series	
856	Deuces For Life	2510	Split Happens	987	Gutter Chaos	2822	Split Happens
850	Phuket	2483	MOJO	970	No Chance	2754	Phuket
850	Split Happens	2475	Phuket	960	Miller Ranch Hands	2695	Miller Ranch Hand
840	No Chance	2462	Deuces For Life	954	Split Happens	2678	MOJO
836	Gutter Chaos	2343	Charlie's Chargers	950	Nothing Special	2677	Nothing Special
836	MOJO	2250	No Chance	943	Phuket	2653	Gutter Chaos
829	Charlie's Chargers	2238	Pop and Prodigies	925	Bar Association	2645	Benchwarmers
795	The Complete Backyard	2228	Double Trouble	921	Benchwarmers	2640	No Chance
788	Odd Balls	2221	Stealth Strikers	919	Fantastic Four	2639	3 Lefts Makes a Ri
776	Stealth Strikers	2207	Better Chance	919	Charlie's Chargers	2632	Here 4 Fun
Scratch Game		Scratch Series		Handicap Game		Handicap Series	
Men	275 Andrew Brimberry	708 Andrew Brimberry		289 Logan Rau		753 Logan Rau	
	260 Logan Rau	701 Jim Greener		277 Andrew Brimberry		752 Nick Redman	
	259 Jim Greener	678 Don Lovas		276 Gary Hill		731 Josh Holland	
	256 Dave Schiell	666 Dave Schiell		275 Nick Redman		726 Don Lovas	
	246 Jesse Castor	666 Logan Rau		273 Derek Hanrahan		722 Jim Greener	
	246 Don Lovas	655 Joshua Gibbs		271 Donnie Burns		722 Jesse Callan	
	246 Donnie Burns	649 Ben Ross		270 Jesse Castor		719 Jesse Castor	
	246 Derek Hanrahan	647 Jesse Castor		270 Larry Story		714 Andrew Brimberry	
	245 Larry Story	644 Jesse Callan		269 Josh Holland		713 Donnie Burns	
	244 Joshua Gibbs	638 Donnie Burns		267 Shannon Williams		708 Samuel Francis	
Women	248 Steffany Brown	637 Steffany Brown		268 Kimberly Terry		711 Angel PinaHardin	
	227 Shannon Jones	606 Shannon Jones		266 Steffany Brown		708 Shannon Jones	
	211 Amanda Akers	596 Kecia Andries		261 Shannon Jones		708 Mary Hannah Pruett	
	202 Kecia Andries	581 Trisha Burns		251 Amanda Akers		691 Steffany Brown	
	201 Kimberly Terry	567 Cyndi Dyche		245 Morgan Morris		689 Kecia Andries	
	200 Cyndi Dyche	546 Angel PinaHardin		243 Angel PinaHardin		682 Kimberly Terry	
	200 Trisha Burns	519 Theresa Bankston		242 Mary Hannah Pruett		668 Trisha Burns	
	192 Tracy Head	512 Karen Burns-Lane		241 Lindsey Halbert		666 Lee Ann Sifford	
	188 Angel PinaHardin	510 Tracy Head		239 Tracy Head		666 Morgan Morris	
	186 Karen Burns-Lane	502 Amanda Akers		237 Shawna Werner		656 Michelle Marlin	
	186 Theresa Bankston						

Weekly Game Over Average
Game - Avg=Difference

Weekly Series over Average
Series - Avg=Difference

Weekly Game Over Average
Game - Avg=Difference

Weekly Series over Average
Series - Avg=Difference

Men	260 - 187=73	Logan Rau	509 - 390=119	Nick Redman
	194 - 130=64	Nick Redman	666 - 561=105	Logan Rau
	236 - 175=61	Gary Hill	620 - 534=86	Josh Holland
	275 - 217=58	Andrew Brimberry	419 - 339=80	Shannon Williams
	171 - 113=58	Shannon Williams	678 - 606=72	Don Lovas
	246 - 189=57	Derek Hanrahan	516 - 444=72	Samuel Francis
	246 - 192=54	Donnie Burns	644 - 573=71	Jesse Callan
	232 - 178=54	Josh Holland	437 - 366=71	Michael Griffith
	202 - 148=54	Samuel Francis	647 - 579=68	Jesse Castor
	246 - 193=53	Jesse Castor	701 - 636=65	Jim Greener
	245 - 192=53	Larry Story		
Women	201 - 145=56	Kimberly Terry	546 - 474=72	Angel PinaHardin
	248 - 199=49	Steffany Brown	498 - 426=72	Mary Hannah Pruett
	227 - 182=45	Shannon Jones	606 - 546=60	Shannon Jones
	211 - 175=36	Amanda Akers	481 - 435=46	Kimberly Terry
	156 - 121=35	Morgan Morris	596 - 555=41	Kecia Andries
	188 - 158=30	Angel PinaHardin	637 - 597=40	Steffany Brown
	172 - 142=30	Mary Hannah Pruett	399 - 363=36	Morgan Morris
	169 - 140=29	Lindsey Halbert	453 - 423=30	Lee Ann Sifford
	192 - 167=25	Tracy Head	581 - 561=20	Trisha Burns
	171 - 146=25	Shawna Werner	456 - 438=18	Shawna Werner

Last Week's Top Game Scores

Men	Game 1 SCR	275	Andrew Brimberry	260	Logan Rau	259	Jim Greener
Women	Game 1 SCR	227	Shannon Jones	213	Steffany Brown	202	Kecia Andries
Men	Game 2 SCR	256	Dave Schiell	245	Jim Greener	244	Logan Rau
Women	Game 2 SCR	248	Steffany Brown	201	Kimberly Terry	194	Kecia Andries
Men	Game 3 SCR	257	Andrew Brimberry	246	Derek Hanrahan	245	Larry Story
Women	Game 3 SCR	211	Amanda Akers	200	Cyndi Dyche	200	Kecia Andries
Men	Game 1 HDCP	289	Logan Rau	277	Andrew Brimberry	276	Gary Hill
Women	Game 1 HDCP	261	Shannon Jones	239	Tracy Head	233	Kecia Andries
Men	Game 2 HDCP	275	Nick Redman	273	Logan Rau	266	Samuel Francis
Women	Game 2 HDCP	268	Kimberly Terry	266	Steffany Brown	245	Morgan Morris
Men	Game 3 HDCP	273	Derek Hanrahan	270	Larry Story	264	Charlie Richardson III
Women	Game 3 HDCP	251	Amanda Akers	243	Angel PinaHardin	241	Mary Hannah Pruett
						241	Lindsey Halbert

Season High Scores

<u>Team Scratch Game</u>	<u>Team Scratch Series</u>	<u>Team Handicap Game</u>	<u>Team Handicap Series</u>
940 Deuces For Life	2681 Deuces For Life	1043 Charlie's Chargers	2951 Double Trouble
940 Charlie's Chargers	2603 MOJO	1038 Odd Balls	2894 Charlie's Chargers
932 MOJO	2585 Charlie's Chargers	1022 Fantastic Four	2888 Odd Balls
913 Odd Balls	2517 Split Happens	1021 Split Happens	2867 Deuces For Life
910 Phuket	2513 Double Trouble	1020 Double Trouble	2859 Split Happens
906 Split Happens	2513 Odd Balls	1019 Better Chance	2821 Gutter Chaos
896 The Complete Backyard	2497 Pop and Prodigies	1016 The Complete Backyard	2812 Pop and Prodigies
891 Better Chance	2484 Phuket	1005 MOJO	2810 Miller Time
890 Fantastic Four	2422 Better Chance	999 Miller Time	2784 Bar Association
874 Double Trouble	2414 Miller Time	996 Deuces For Life	2783 MOJO
870 Stealth Strikers	2391 The Complete Backyard	995 Stealth Strikers	2779 Better Chance
870 Miller Time	2389 Stealth Strikers	989 Phuket	2776 Talent To Spare
868 Pop and Prodigies	2377 No Chance	987 Gutter Chaos	2769 Nothing Special

<u>Team Scratch Game</u>		<u>Team Scratch Series</u>		<u>Team Handicap Game</u>		<u>Team Handicap Series</u>	
852	No Chance	2368	Gutter Chaos	982	Talent To Spare	2766	Here 4 Fun
836	Gutter Chaos	2318	Fantastic Four	982	No Chance	2764	Stealth Strikers
792	Bowl-a-Holics	2208	Bowl-a-Holics	978	Bar Association	2764	Phuket
784	Here 4 Fun	2178	Here 4 Fun	975	3 Lefts Makes a Right	2749	No Chance
766	Benchwarmers	2164	Talent To Spare	974	Here 4 Fun	2748	Bowl-a-Holics
763	Give Me A Break	2152	Benchwarmers	974	Give Me A Break	2745	Fantastic Four
750	Talent To Spare	2116	Give Me A Break	973	Pop and Prodigies	2741	Give Me A Break
728	3 Lefts Makes a Right	2052	Malfunction	972	Bowl-a-Holics	2727	Malfunction
722	Malfunction	1958	3 Lefts Makes a Right	971	Back Again	2727	The Complete Bac
705	Bar Association	1947	Bar Association	969	Nothing Special	2695	Miller Ranch Hand
687	Nothing Special	1893	Nothing Special	964	Benchwarmers	2693	Benchwarmers
680	Back Again	1813	Miller Ranch Hands	960	Miller Ranch Hands	2681	3 Lefts Makes a Ri
<u>Scratch Game</u>		<u>Scratch Series</u>		<u>Handicap Game</u>		<u>Handicap Series</u>	
Men	300 Bill Lane	783	Jim Greener	328	Chris Hamilton	849	Earl Pruett
	300 Dave Schiell	777	Ben Ross	327	Bill Lane	816	Dale Farris
	300 Ben Ross	771	Trey Castor	323	Noah Hudson	813	Kevin Bankston
	297 Chris Hamilton	769	Joshua Gibbs	322	Dale Farris	813	Ben Ross
	289 Andrew Brimberry	768	Earl Pruett	313	Earl Pruett	810	Jim Greener
	288 Dale Farris	758	Dave Schiell	310	Dave Schiell	810	Greg Case
	288 Chris Penning	755	Greg Case	309	Ben Ross	807	Mike Martin
	287 Noah Hudson	753	Kevin Bankston	306	Tyson Akers	801	Trey Castor
	286 Kevin Bankston	739	Craig Schiell	305	Morgan Halbert	793	Larry Story
	286 Earl Pruett	738	Skip Sand	304	Casey Morris	793	Matt Hertel
	279 Marshall McNeese	735	Chris Penning	303	Marshall McNeese	791	Patrick Childers
	279 Donald Smallwood	729	Andrew Brimberry	302	David Willis	788	Dave Schiell
	279 Joseph Rodriguez	722	Joseph Rodriguez	302	Chris Penning	788	Will Foldi
	279 Joshua Gibbs	716	Joshua Rodriguez	301	Kevin Bankston	787	Joshua Carson
	279 Greg Case	714	Dale Farris	301	Patrick Childers	785	Tyson Akers
	279 Patrick Childers	712	Don Lovas	300	Mike Martin	785	Nicholas Ditto
	278 Trey Castor	710	Mike Martin	297	Joseph Rodriguez	784	Dorian Villegas
	276 Shawn Bailey	707	Patrick Childers	297	Greg Case	784	Morgan Halbert
	269 Mike Martin	705	Scott Jones	296	Richard Turk	780	Curtis Roberson
	269 Jim Greener	702	Curtis Roberson	296	Curtis Roberson	778	Don Lovas
	269 Don Lovas	702	Donald Smallwood	296	Chris Andries	777	Chris Penning
	269 Tyson Akers	699	Marshall McNeese	296	Joshua Carson	776	Don Dickerson
	269 Skip Sand	697	Larry Story	295	Andrew Brimberry	774	Scott Jones
	268 David Willis	697	Dorian Villegas	294	Donald Smallwood	774	Rick Gustafson
	268 Chris Andries	689	Allan Werner	294	Larry Story	773	Bryan Harrison
	268 Anthony Young	689	Ronnie Burns				
Women	268 Steffany Brown	689	Steffany Brown	288	Amanda Akers	754	Shannon Jones
	259 Cyndi Dyche	670	Kristina Baker	288	Steffany Brown	745	Kristina Baker
	247 Karen Burns-Lane	649	Cyndi Dyche	285	Lindsey Halbert	743	Steffany Brown
	246 Trisha Burns	649	Shannon Jones	283	Karen Burns-Lane	742	Tracy Head
	243 Kristina Baker	637	Trisha Burns	280	Cyndi Dyche	740	Karen Burns-Lane
	242 Amanda Akers	632	Kecia Andries	279	Trisha Burns	740	Amanda Akers
	238 Shannon Jones	612	Theresa Bankston	276	Kay Foster	738	Morgan Morris
	232 Theresa Bankston	602	Karen Burns-Lane	274	Shawna Werner	735	Angel PinaHardin
	231 Kecia Andries	602	Amanda Akers	274	Lee Ann Sifford	733	Trisha Burns
	224 Tracy Head	598	Tracy Head	273	Shannon Jones	732	Rochelle Greener
	222 Kay Foster	564	Angel PinaHardin	273	Morgan Morris	732	Lindsey Halbert
	211 Shawna Werner	540	Michelle Marlin	272	Tracy Head	726	Shawna Werner
	211 Lindsey Halbert	537	Shawna Werner	272	Kristina Baker	723	Michelle Marlin
	203 Angel PinaHardin	532	Kay Foster	270	Theresa Bankston	723	Theresa Bankston
	202 Lee Ann Sifford	508	Natalie Griffith	268	Kimberly Terry	721	Natalie Griffith
	201 Kimberly Terry	507	Lindsey Halbert	266	Rochelle Greener	715	Kay Foster
	198 Michelle Marlin	502	Mary Hannah Pruett	264	Kecia Andries	715	Lee Ann Sifford
	196 Mary Hannah Pruett	499	Lee Ann Sifford	264	Mary Hannah Pruett	712	Debbie Pruett
	188 Natalie Griffith	492	Kimberly Terry	259	Michelle Marlin	708	Mary Hannah Pruett
	187 Morgan Morris	486	Rochelle Greener	259	Natalie Griffith	706	Cyndi Dyche
	184 Rochelle Greener	485	Kim Burns	258	Angel PinaHardin	705	Kecia Andries
	171 Kim Burns	465	Morgan Morris	258	Mecca Halbert	701	Kim Burns
	168 Sandra Jones	451	Payton Shlemon	255	Sandra Jones	696	Kimberly Terry
	165 Payton Shlemon	448	Debbie Pruett	243	Kasey Campbell	690	Kasey Campbell
	161 Mecca Halbert	423	Kasey Campbell	243	Debbie Pruett	683	Sandra Jones
				243	Kim Burns		

Season Game Over Average

Game - Avg=Difference

Men		
	297 - 185=112	Chris Hamilton
	300 - 190=110	Bill Lane
	287 - 180=107	Noah Hudson
	288 - 182=106	Dale Farris
	286 - 190=96	Earl Pruett
	300 - 208=92	Dave Schiell
	235 - 143=92	Casey Morris
	269 - 178=91	Tyson Akers
	300 - 209=91	Ben Ross
	264 - 174=90	Morgan Halbert
	279 - 193=86	Marshall McNeese
	268 - 182=86	David Willis
	256 - 171=85	Mike Martin
	225 - 141=84	Richard Turk
	288 - 204=84	Chris Penning
	231 - 147=84	Joshua Carson
	279 - 195=84	Patrick Childers
	193 - 110=83	Brian Terry
	286 - 203=83	Kevin Bankston
	267 - 187=80	Curtis Roberson
	268 - 188=80	Chris Andries
	279 - 199=80	Greg Case
	211 - 131=80	Nicholas Ditto
	256 - 177=79	Larry Story
	279 - 200=79	Joseph Rodriguez

Season Series over Average

Series - Avg=Difference

	768 - 570=198	Earl Pruett
	714 - 546=168	Dale Farris
	675 - 513=162	Mike Martin
	753 - 591=162	Kevin Bankston
	738 - 579=159	Greg Case
	777 - 618=159	Ben Ross
	783 - 630=153	Jim Greener
	545 - 393=152	Nicholas Ditto
	592 - 441=151	Joshua Carson
	626 - 477=149	Will Foldi
	679 - 531=148	Larry Story
	661 - 513=148	Matt Hertel
	771 - 624=147	Trey Castor
	474 - 330=144	Brian Terry
	456 - 312=144	Shannon Williams
	707 - 564=143	Patrick Childers
	659 - 519=140	Tyson Akers
	652 - 513=139	Morgan Halbert
	608 - 471=137	Don Dickerson
	697 - 561=136	Dorian Villegas
	564 - 429=135	Casey Morris
	758 - 624=134	Dave Schiell
	632 - 501=131	Bryan Harrison
	702 - 573=129	Curtis Roberson
	654 - 525=129	Rick Gustafson

Women

	242 - 168=74	Amanda Akers
	211 - 137=74	Lindsey Halbert
	267 - 196=71	Steffany Brown
	247 - 180=67	Karen Burns-Lane
	222 - 159=63	Kay Foster
	259 - 196=63	Cyndi Dyche
	245 - 182=63	Trisha Burns
	187 - 124=63	Morgan Morris
	202 - 140=62	Lee Ann Sifford
	211 - 150=61	Shawna Werner
	224 - 166=58	Tracy Head
	238 - 181=57	Shannon Jones
	184 - 128=56	Rochelle Greener
	243 - 187=56	Kristina Baker
	201 - 145=56	Kimberly Terry
	230 - 175=55	Theresa Bankston
	196 - 144=52	Mary Hannah Pruett
	161 - 112=49	Mecca Halbert
	231 - 183=48	Kecia Andries
	188 - 141=47	Natalie Griffith
	198 - 152=46	Michelle Marlin
	168 - 123=45	Sandra Jones
	203 - 158=45	Angel PinaHardin
	154 - 121=33	Kasey Campbell
	155 - 122=33	Debbie Pruett

	465 - 354=111	Morgan Morris
	649 - 543=106	Shannon Jones
	486 - 384=102	Rochelle Greener
	598 - 498=100	Tracy Head
	507 - 408=99	Lindsey Halbert
	602 - 504=98	Karen Burns-Lane
	602 - 504=98	Amanda Akers
	564 - 468=96	Angel PinaHardin
	670 - 576=94	Kristina Baker
	689 - 600=89	Steffany Brown
	537 - 450=87	Shawna Werner
	631 - 546=85	Trisha Burns
	508 - 423=85	Natalie Griffith
	540 - 456=84	Michelle Marlin
	448 - 366=82	Debbie Pruett
	499 - 420=79	Lee Ann Sifford
	612 - 534=78	Theresa Bankston
	532 - 456=76	Kay Foster
	498 - 426=72	Mary Hannah Pruett
	485 - 420=65	Kim Burns
	423 - 363=60	Kasey Campbell
	492 - 432=60	Kimberly Terry
	609 - 552=57	Kecia Andries
	649 - 594=55	Cyndi Dyche
	419 - 366=53	Sandra Jones

Individual High Averages

Men

220.96	Joshua Gibbs
218.58	Andrew Brimberry
214.37	Skip Sand
213.04	Jim Greener
210.40	Chris Penning
210.38	Ben Ross
210.09	Joseph Rodriguez
208.69	Trey Castor
206.73	Craig Schiell
205.87	Joshua Rodriguez
204.59	Kevin Bankston
203.64	Don Lovas

Women

199.52	Steffany Brown
196.23	Cyndi Dyche
195.14	Kristina Baker
187.63	Trisha Burns
186.44	Kecia Andries
183.47	Shannon Jones
178.50	Theresa Bankston
175.55	Amanda Akers
173.00	Karen Burns-Lane
167.41	Tracy Head
159.90	Angel PinaHardin
154.90	Michelle Marlin

High Avg	
200.94	Patrick Childers
199.72	Greg Case
198.94	Allan Werner
197.33	Bill Lane
196.84	Charlie Richardson III
196.55	Curtis Roberson
196.00	Donald Smallwood
194.64	Anthony Young
194.53	Jesse Castor
193.72	Ronnie Burns
192.88	Donnie Burns
192.87	Dale Farris
192.86	Dorian Villegas

High Avg	
153.94	Kay Foster
146.54	Shawna Werner
145.90	Kimberly Terry
143.90	Mary Hannah Pruett
142.65	Natalie Griffith
141.93	Lee Ann Sifford
140.39	Lindsey Halbert
130.51	Rochelle Greener
122.78	Sandra Jones
122.42	Debbie Pruett
121.48	Morgan Morris
121.38	Kasey Campbell
114.43	Mecca Halbert

Most Improved Average

Men	Score	Change	Name	Women	Score	Change	Name
106	to	132.54 = +26.54	Nick Redman	181	to	195.14 = +14.14	Kristina Baker
171	to	192.91 = +21.91	Mike Martin	104	to	114.43 = +10.43	Mecca Halbert
131	to	150.59 = +19.59	Nicholas Ditto	141	to	150.33 = +9.33	Payton Shlemon
96	to	114.51 = +18.51	Shannon Williams	151	to	159.90 = +8.90	Angel PinaHardin
160	to	178.25 = +18.25	Noah Hudson	159	to	167.41 = +8.41	Tracy Head
177	to	192.73 = +15.73	Larry Story	182	to	187.63 = +5.63	Trisha Burns
171	to	185.37 = +14.37	Chris Adkins	191	to	196.23 = +5.23	Cyndi Dyche
200	to	214.37 = +14.37	Skip Sand	127	to	130.51 = +3.51	Rochelle Greener
163	to	177.00 = +14.00	Michael Keisling	175	to	178.50 = +3.50	Theresa Bankston
160	to	172.79 = +12.79	Walter Rodriguez	142	to	143.90 = +1.90	Mary Hannah Pruett

Most Un-Improved Averages

Men	Score	Change	Name	Women	Score	Change	Name
209	to	190.33 = -18.67	John Hooks	168	to	154.90 = -13.10	Michelle Marlin
156	to	141.02 = -14.98	Gerald Miller	135	to	122.78 = -12.22	Sandra Jones
201	to	188.18 = -12.82	Earl Pruett	186	to	175.55 = -10.45	Amanda Akers
231	to	218.58 = -12.42	Andrew Brimberry	196	to	186.44 = -9.56	Kecia Andries
188	to	175.74 = -12.26	Gary Hill	129	to	121.38 = -7.62	Kasey Campbell
225	to	213.04 = -11.96	Jim Greener	180	to	173.00 = -7.00	Karen Burns-Lane
205	to	194.64 = -10.36	Anthony Young	159	to	153.94 = -5.06	Kay Foster
211	to	200.79 = -10.21	Kevin Brown	135	to	131.00 = -4.00	Stephanie Bryce
166	to	156.36 = -9.64	Paul Montana	203	to	199.52 = -3.48	Steffany Brown
134	to	125.38 = -8.62	Brian Terry	150	to	146.54 = -3.46	Shawna Werner

Team Rosters

Name	Book Avg	Avg HDCP	Pins	Gms	High Sers	High Game	HDCP Sers	HDCP Game	Last Wk Won	Points Won
1 - Malfunction Lane 3 HDCP=221 Avg=634										
Brandon Campbell	164	170	45	13788	81	594	211	744	261	1.0 42.0
Kasey Campbell	129	121	89	8375	69	423	154	690	243	1.0 33.0
Rochelle Greener	127	130	81	9397	72	486	184	732	266	39.0
Jim Greener	225	213	6	17256	81	783	269	810	277	2.0 35.0
2 - Deuces For Life Lane 23 HDCP=37 Avg=836										
Dave Schiell	—	216	3	6489	30	758	300	788	310	2.0 18.0
Donald Smallwood	203	196	21	12740	65	702	279	756	294	25.0
Andrew Brimberry	231	218	1	12896	59	729	289	750	295	2.0 31.0
Craig Schiell	212	206	12	16125	78	739	257	745	267	1.0 36.0
Shawn Bailey	205	bk205	13	633	3	633	276	672	289	1.0

Name	Book Avg	Avg HDCP	Pins	Gms	High Sers	High Game	HDCP Sers	HDCP Game	Last Wk Won	Points Won	
3 - Stealth Strikers Lane 11 HDCP=131 Avg=732											
Mike Stanley	173	177	38	10301	58	646	247	766	287	2.0	26.0
Larry Knutson	—	159	54	1436	9	514	199	676	253		3.0
Marshall McNeese	193	204	14	7361	36	699	279	771	303	2.0	21.0
Denis Muilenburg	197	192	25	15581	81	649	252	709	273	1.0	36.0
John Hooks	209	bk209	9	1142	6	635	246	662	255		2.0
Bryan Harrison	171	170	45	7150	42	632	235	773	279	2.0	21.0
4 - 3 Lefts Makes a Right Lane 1 HDCP=240 Avg=612											
Natalie Griffith	141	142	70	8987	63	508	188	721	259		32.0
Michael Griffith	122	123	87	7757	63	437	170	701	259	3.0	32.0
Monty Gordon	171	166	48	12983	78	577	211	733	263	1.0	42.0
David Willis	183	181	35	13080	72	635	268	738	302	2.0	29.0
5 - Fantastic Four Lane 2 HDCP=155 Avg=706											
Lee Ann Sifford	145	141	71	7664	54	499	202	715	274	3.0	24.0
Chris Penning	204	210	9	13676	65	735	288	777	302		36.0
Cody Stafford	183	186	30	10640	57	660	254	759	285	1.0	32.0
David Black	—	169	45	12042	71	581	227	722	276	1.0	36.0
6 - Double Trouble Lane 24 HDCP=125 Avg=740											
Kay Foster	159	153	60	12469	81	532	222	715	276		43.0
Mike Martin	—	192	25	6366	33	710	269	807	300		19.0
Larry Story	177	192	25	15033	78	697	256	793	294	1.0	40.0
Don Lovas	201	203	15	16495	81	712	269	778	291	2.0	44.0
7 - Bar Association Lane 12 HDCP=272 Avg=577											
Alonso Perez	—	121	89	9485	78	463	190	733	280	2.0	42.0
Nick Redman	—	132	79	9145	69	509	200	752	284	3.0	44.0
Joshua Carson	163	163	51	13250	81	629	237	787	296	2.0	42.0
Gary Mulloy	161	161	53	12610	78	588	234	744	286		35.0
Richard Bianco	—	118	91	1780	15	421	169	637	241		3.0
8 - Talent To Spare Lane 7 HDCP=219 Avg=634											
Sandra Jones	135	122	88	7735	63	419	168	683	255		24.0
Paul Montana	166	156	57	12665	81	563	213	740	272	1.0	34.0
Dalton Alexander	—	167	47	10032	60	596	241	734	287	2.0	28.0
Ken Bishop	194	189	27	10807	57	675	246	764	287		34.0
Tom Crane	152	149	63	4472	30	524	185	728	253		16.0
Roland Griffin	190	bk190	27	593	3	593	222	674	249		2.0
9 - No Chance Lane 15 HDCP=130 Avg=733											
Tracy Head	159	167	47	12556	75	598	224	742	272	2.0	38.0
Chris Andries	185	188	28	14164	75	675	268	764	296	1.0	37.0
Kecia Andries	196	186	30	11746	63	632	231	705	264	3.0	31.0
Donnie Burns	189	192	25	14273	74	647	253	713	280	2.0	34.0
10 - Better Chance Lane 13 HDCP=115 Avg=750											
Karen Burns-Lane	180	173	42	11418	66	602	247	740	283	2.0	39.0
Trisha Burns	182	187	29	12196	65	637	246	733	279	3.0	35.0
Bill Lane	196	197	20	14800	75	676	300	753	327	1.0	36.0
Ronnie Burns	192	193	24	13948	72	689	255	764	280	1.0	34.0
Kristina Baker	181	195	22	9952	51	670	243	745	272		27.0

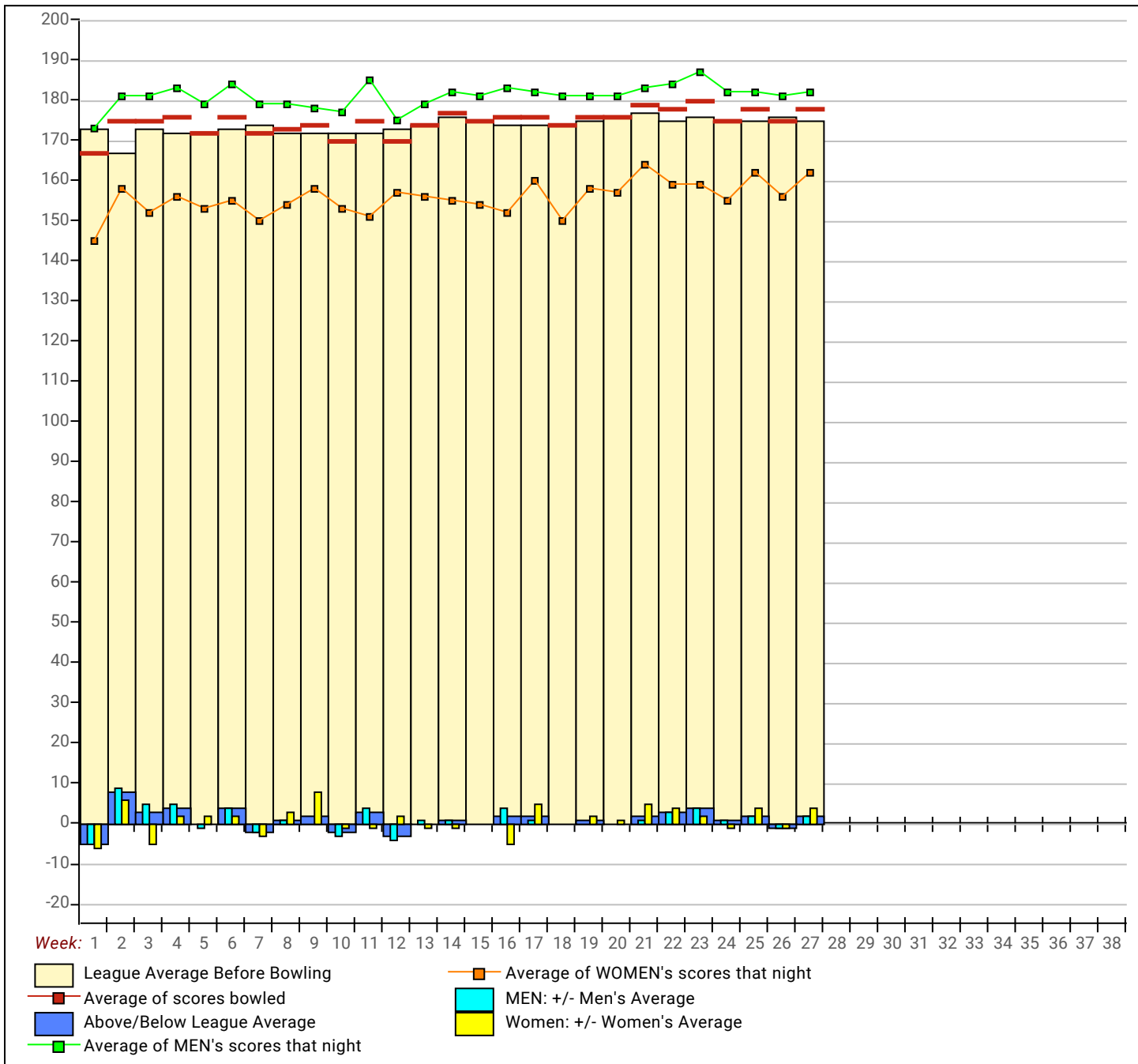
Name	Book Avg	Avg HDCP	Pins	Gms	High Sers	High Game	HDCP Sers	HDCP Game	Last Wk Won	Points Won	
11 - Gutter Chaos Lane 4 HDCP=143 Avg=719											
Matt Hertel	182	175	40	13717	78	661	244	793	284	1.0	35.0
Ryan Adkins	188	188	28	11872	63	656	245	752	279		33.0
Scott Adkins	176	171	44	13376	78	586	215	724	260	1.0	35.0
Chris Adkins	171	185	31	10010	54	654	246	771	277	1.0	27.0
Josh D. Holland	171	182	34	3840	21	633	232	768	269	3.0	12.0
12 - Charlie's Chargers Lane 9 HDCP=90 Avg=778											
Theresa Bankston	175	178	37	12852	72	612	232	723	270	1.0	36.0
Patrick Childers	195	200	18	16276	81	707	279	791	301	2.0	49.0
Charlie Richardson III	199	196	21	13582	69	657	265	747	292	2.0	36.0
Kevin Bankston	200	204	14	16572	81	753	286	813	301	1.0	34.0
13 - Miller Time Lane 22 HDCP=140 Avg=722											
Greg Case	193	199	18	14979	75	755	279	810	297	2.0	30.0
Bobby Hall	161	164	50	12301	75	581	217	761	273	1.0	43.0
Chris Hamilton	189	184	32	14974	81	655	297	736	328		40.0
Gary Hill	188	175	40	13708	78	656	247	740	276	2.0	35.0
Stephanie Bryce	135	bk135	76	786	6	412	147	640	223		2.0
14 - Phuket Lane 14 HDCP=91 Avg=777											
Shannon Jones	184	183	33	13210	72	649	238	754	273	3.0	33.0
Jesse Castor	187	194	23	15173	78	648	246	729	270	2.0	39.0
Scott Jones	___	192	25	13287	69	705	257	774	284	2.0	31.0
Trey Castor	213	208	10	16278	78	771	278	801	291	2.0	35.0
15 - Nothing Special Lane 20 HDCP=264 Avg=585											
Angel PinaHardin	151	159	54	9594	60	564	203	735	258	3.0	34.0
Keith Galloway	134	143	69	9481	66	520	211	745	286	2.0	30.0
Doug Williams	144	140	72	5479	39	470	184	681	257		20.0
Richard Turk	___	143	69	11199	78	518	225	734	296	1.0	43.0
Shannon Williams	___	114	95	7214	63	456	174	768	273	3.0	33.0
16 - Bowl-a-Holics Lane 18 HDCP=182 Avg=676											
Shawna Werner	150	146	66	11430	78	537	211	726	274	2.0	33.0
VACANT	___	140	72	0	0	0	0				
Allan Werner	201	198	19	15517	78	689	259	734	274	2.0	38.0
Dorian Villegas	196	192	25	12729	66	697	263	784	292	1.0	27.0
17 - The Complete Backyard Lane 16 HDCP=113 Avg=753											
Tyson Akers	172	172	43	14008	81	659	269	785	306		32.0
Amanda Akers	186	175	40	13693	78	602	242	740	288	2.0	40.0
Jesse Callan	198	192	25	15028	78	659	256	731	280	2.0	43.0
Skip Sand	200	214	5	13505	63	738	269	753	276		35.0
18 - MOJO Lane 26 HDCP=63 Avg=808											
Dustin Walters	193	193	24	5793	30	651	266	735	290	3.0	18.0
Steffany Brown	203	199	18	16161	81	689	268	743	288	2.0	42.0
Cyndi Dyche	191	196	21	13540	69	649	259	706	280	1.0	33.0
Joshua Gibbs	211	220	0	17898	81	769	279	769	279	2.0	39.0
Kevin Brown	211	200	18	4819	24	660	242	723	267		12.0

Name	Book Avg	Avg HDCP	Pins	Gms	High Sers	High Game	HDCP Sers	HDCP Game	Last Wk Won	Points Won	
19 - Pop and Prodigies Lane 5 HDCP=101 Avg=766											
Walter Rodriguez	160	172	43	13478	78	603	224	738	274	2.0	46.0
Jordan Rodriguez	171	179	36	13989	78	639	246	741	280	2.0	35.0
Joseph Rodriguez	214	210	9	16387	78	722	279	752	297		43.0
Joshua Rodriguez	214	205	13	16058	78	716	258	758	272	2.0	38.0
Payton Shlemon	141	bk141	71	451	3	451	165	664	236		2.0
20 - Split Happens Lane 10 HDCP=102 Avg=764											
Michael Keisling	—	177	38	12213	69	621	232	747	273	3.0	45.0
Logan Rau	181	188	28	14157	75	666	260	772	289	2.0	41.0
Derek Hanrahan	190	189	27	15375	81	687	247	771	275	2.0	41.0
Ben Ross	205	210	9	16410	78	777	300	813	309	2.0	35.0
21 - Miller Ranch Hands Lane 21 HDCP=292 Avg=554											
Gerald Miller	156	141	71	5923	42	463	176	685	251	3.0	21.0
Kimberly Terry	148	145	67	11818	81	492	201	696	268	2.0	42.0
Mary Hannah Pruett	142	143	69	8634	60	502	196	708	264	3.0	30.0
Brian Terry	—	125	85	8651	69	478	193	771	292	2.0	31.0
Denna Branson	119	118	91	1783	15	396	147	666	237		6.0
VACANT	—	140	72	0	0	0	0	0	0		
22 - Here 4 Fun Lane 8 HDCP=188 Avg=670											
Will Foldi	159	163	51	11267	69	626	237	788	291	1.0	25.0
Michelle Marlin	168	154	59	7435	48	540	198	723	259	2.0	27.0
Rick Gustafson	182	180	36	11934	66	654	246	774	286	1.0	34.0
Kerry Freeman	171	173	42	11958	69	582	227	730	275	2.0	31.0
Kim Burns	142	139	72	4190	30	485	171	701	243		15.0
23 - Give Me A Break Lane 6 HDCP=229 Avg=624											
Debbie Pruett	122	122	88	6733	55	448	155	712	243		25.0
Lindsey Halbert	142	140	72	10389	74	507	211	732	285	1.0	36.0
Morgan Halbert	172	174	41	13638	78	652	264	784	305	3.0	37.0
Earl Pruett	201	188	28	7339	39	768	286	849	313		11.0
Bill Pruett	180	178	37	7483	42	625	226	745	269	1.0	20.0
24 - Back Again Lane 17 HDCP=288 Avg=558											
Mecca Halbert	104	114	95	7781	68	391	161	679	258	1.0	36.0
Morgan Morris	122	121	89	9111	75	465	187	738	273	2.0	34.0
Noah Hudson	160	178	37	14438	81	662	287	767	323		38.0
Casey Morris	152	145	67	10066	69	564	235	771	304	2.0	31.0
25 - Odd Balls Lane 19 HDCP=105 Avg=761											
Don Dickerson	—	188	28	15248	81	679	256	776	291	1.0	47.0
Tyler Sims	182	185	31	13369	72	643	246	733	275	1.0	30.0
Curtis Roberson	190	196	21	13955	71	702	267	780	296		37.0
Dale Farris	184	192	25	13694	71	714	288	816	322	2.0	38.0
26 - Benchwarmers Lane 25 HDCP=166 Avg=694											
Samuel Francis	147	149	63	8960	60	556	227	751	290	2.0	27.0
Nicholas Ditto	131	150	63	7680	51	545	211	785	291	1.0	24.0
Anthony Young	205	194	23	14014	72	668	268	719	289	2.0	33.0
Jay Rux	202	201	17	6038	30	643	247	691	263	2.0	12.0

Temporary Substitutes

Name	Avg HDCP	Pins	Gms	High Game	High Sers	HDCP Game	HDCP Sers	-1-	-2-	-3-	Total	HDCP Total	
Fred Arnold	130	81	5763	44	187	488	270	737			0	0	
Darrian R. Banks	bk194	23	546	3	193	546	216	615			0	0	
James Cleveland Jr.	199	18	13149	66	278	702	312	774			0	0	
Mike Czulno	168	46	5066	30	220	562	265	709			0	0	
Susan Pogue	123	87	1107	9	141	385	232	658	125	116	117	358	631
Paige Story	133	78	3607	27	175	462	259	720			0	0	
Dennis Vineyard	bk189	27	640	3	247	640	274	721			0	0	
Joseph Waldinger	bk150	63	1070	6	207	536	270	725			0	0	
Kasie Webb	170	45	2049	12	208	535	254	670			0	0	

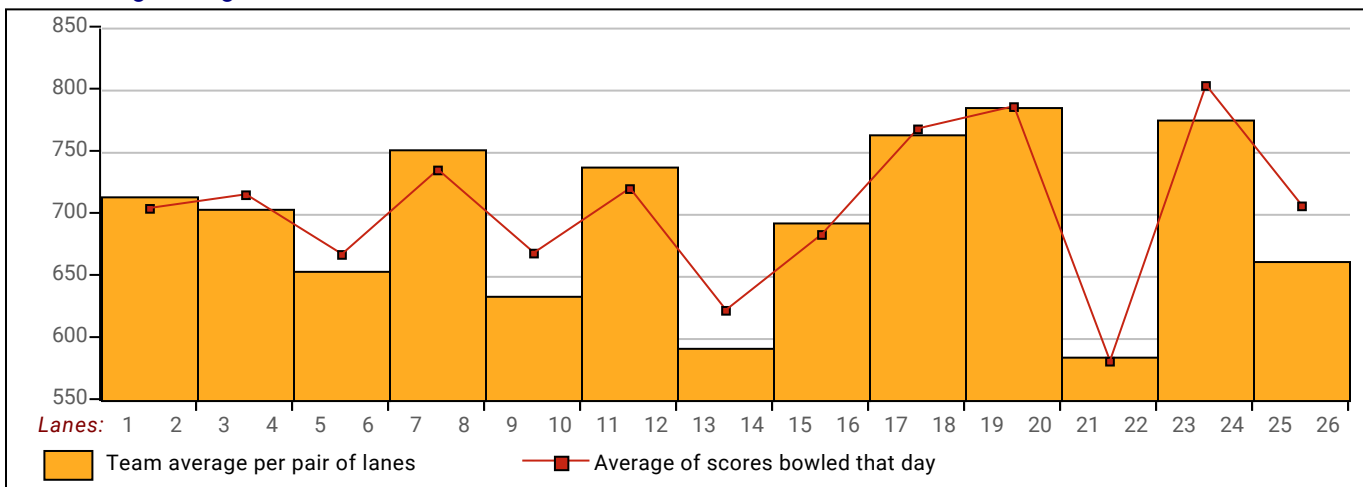
League Average Week-by-Week



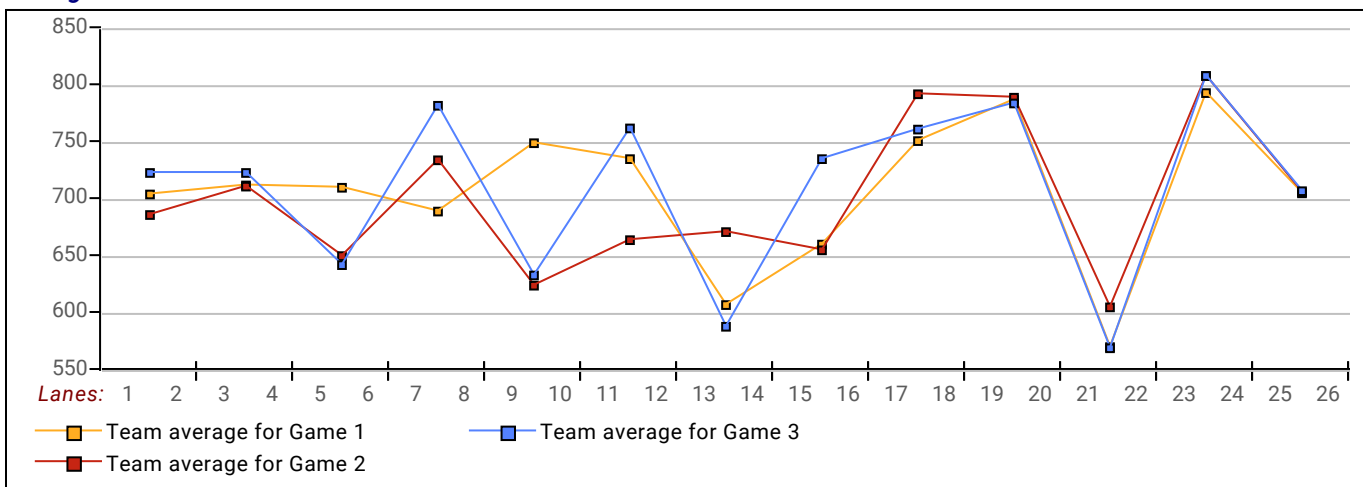
This Week's Statistics

	<u>Over All</u>	<u>Men</u>	<u>Women</u>
How many people bowled	96	75	21
Number of games bowled	288	225	63
Actual average of week's scores	177.72	182.14	161.92
How many games above average	160	120	40
How many games below average	126	103	23
Pins above/below average per game	2.96	2.48	4.68
How many people raised average	55	43	12
by this amount	0.64	0.67	0.56
How many people went down	41	32	9
by this amount	-0.51	-0.52	-0.45
League average before bowling	175.25	180.15	157.75
League average after bowling	175.40	180.30	157.88
Change in league average	0.15	0.16	0.13
800s	--	--	--
775s	--	--	--
750s	--	--	--
725s	--	--	--
700s	2	2	--
675s	1	1	--
650s	3	3	--
625s	9	8	1
600s	8	7	1
575s	9	7	2
550s	9	8	1
525s	11	10	1
500s	15	11	4
475s	7	4	3
450s	6	4	2
425s	2	2	--
400s	7	5	2
below 400	7	3	4
300s	--	--	--
275s	1	1	--
250s	4	4	--
225s	29	27	2
200s	45	38	7
175s	73	57	16
150s	71	55	16
125s	41	30	11
100s	21	12	9
below 100	3	1	2

Team Average vs Avg of Scores



Average of Scores for Each Game



Amount Over/Under Team Average

