



Rollhouse of Parma

Somewhat Important Message

YTD awards	Target score	Jackpot
Men-116 Women-55	81 - 80 - 79	\$69

Team Standings

Place	#	Team Name	Points Won	Points Lost	%Won	Pins + HDCP	High Game	HDCP Game	High Sers	HDCP Sers	Games Won
1	7	The Hamboners	165	72	69.6	71147	946	1022	2647	2849	50½
2	14	Balls Deep	164	74	68.9	72145	960	1040	2652	2894	49
3	11	Those F'n Guys	161	78	67.4	70499	771	1001	2199	2853	48
4	13	Puck Buddies	155	76	67.1	70210	808	996	2283	2847	47½
5	6	Where's Brad?	152	85	64.1	71618	918	1021	2663	2983	43½
6	12	Strike Force	151	80	65.4	71148	956	1024	2676	2827	46½
7	4	Lickety Split	145	86	62.8	70172	877	1034	2416	2887	43
8	15	Pin Pushers	144	82	63.7	70116	966	1077	2412	2736	48
9	1	Pin Benders	144	88	62.1	70646	887	1000	2491	2830	42½
10	5	I Can't Believe It's Not Gutt	140	98	58.8	69982	790	964	2246	2759	38½
11	9	Up Your Alley	138	103	57.3	69350	668	985	1779	2718	37½
12	8	High Rollers	135	94	59.0	68744	710	958	2011	2707	41
13	3	Alley Oops	132	106	55.5	69704	677	992	1853	2733	34½
14	2	This Place is a Dump	120	112	51.7	68485	601	946	1737	2700	34
15	10	Girls Night Out	109	114	48.9	68539	663	969	1823	2745	32
16	16	BYE	25	164		0	0	0	0	0	12

Review of Last Week's Bowling.....

Lanes	Team Name	HDCP -1-	HDCP -2-	HDCP -3-	HDCP Total	Last Wk WON	Team Name	HDCP -1-	HDCP -2-	HDCP -3-	HDCP Total	Last Wk WON
3-4	Lickety Split	1034	912	941	2887	5	Where's Brad?	996	1021	955	2972	8
5-6	The Hamboners	779	856	868	2503	6	I Can't Believe It's Not	823	792	850	2465	2
7-8	Pin Benders	869	904	876	2649	9	High Rollers	863	842	763	2468	1
9-10	Alley Oops	944	813	930	2687	7	This Place is a Dump	857	823	838	2518	3
11-12	Up Your Alley	764	860	860	2484	4	Strike Force	834	818	901	2553	6
13-14	Puck Buddies	870	950	882	2702	8	Those F'n Guys	864	864	892	2620	5
15-16	Balls Deep	839	852	853	2544	3	Pin Pushers	840	786	861	2487	4
17-18	Girls Night Out	969	841	931	2741	9	BYE	0	0	0	0	0

Lane Assignments

	3-4	5-6	7-8	9-10	11-12	13-14	15-16	17-18	
Wk28 03/26	9- 8	7- 6	12- 4	14- 13	1- 5	11- 15	3- 2	10- 16	Manually assigned
Wk29 04/02	Roll-Off- Start Lane - 3								
Wk30 04/09	Fun Night!- Start Lane - 3 No points								

Most Improved Average

Men	Score	Change	Name	Women	Score	Change	Name
131	to 144.41	= +13.41	Jon Berg	152	to 174.60	= +22.60	Allison Schock
182	to 193.52	= +11.52	Freddie Glover	203	to 211.18	= +8.18	Courtney Hegedus
163	to 172.83	= +9.83	Eric Williams	166	to 173.65	= +7.65	Linda Newton
209	to 218.39	= +9.39	Ryan Hill	122	to 127.67	= +5.67	Colette Glover
186	to 194.64	= +8.64	Scott Bukowski	212	to 217.00	= +5.00	Kirstie Tedick

Most Un-Improved Averages

Men	Score	Change	Name	Women	Score	Change	Name
205	to 187.60	= -17.40	Paul Gazella	130	to 120.93	= -9.07	Lisa Oblak
188	to 172.05	= -15.95	Reggie Harrell	116	to 106.97	= -9.03	Jessica Hensler
169	to 154.12	= -14.88	Tom Jalics	123	to 115.67	= -7.33	Tonya Cordeiro
189	to 175.22	= -13.78	Jeff Hill	129	to 122.52	= -6.48	Mary Helen Mctaggart
211	to 202.18	= -8.82	Chris McDowell	151	to 144.58	= -6.42	Cheryl Glover

National Association Awards Earned Last Week

Name	USBC ID Number	Award Average	Award Games	G1	G2	G3	Series	Award Score	Award Received
Dave Chahulski	---	205	69	233	269	235	737	737	(repeat) 700 Series Award (TNBA Awards)
Will Hinegardner	---	160	54	210	252	241	703	703	700 Series Award (TNBA Awards)
	---	160	54	210	252	241	703	703	630 Series Award (<160) (TNBA Awards)
	---	160	54	210	252	241	703	703	150 Over Series (TNBA Awards)
	---	160	54	210	252	241	703	252	250 Game (<160) (TNBA Awards)
Lynn Reinhart	---	171	78	237	163	204	604	604	(repeat) 600 Series Award (TNBA Awards)
Robert Reinhart	---	213	75	266	268	225	759	759	(repeat) 700 Series Award (TNBA Awards)
Justin Sulima	---	217	78	214	245	247	706	706	(repeat) 700 Series Award (TNBA Awards)
Kirstie Tedick	---	216	36	211	215	226	652	652	(repeat) 600 Series Award (TNBA Awards)

Local and Bowling Center Awards

Name	USBC ID Number	Award Average	Award Games	G1	G2	G3	Series	Award Score	Award Received
Lesley Dahlin	4472-26539 USBC	119	75	107	152	119	378	152	150 Game (Local Assoc. Awards)
Will Hinegardner	9827-58512 USBC	160	54	210	252	241	703	703	600 Series (Local Assoc. Awards)
	9827-58512 USBC	160	54	210	252	241	703	703	700 Series (Local Assoc. Awards)
	9827-58512 USBC	160	54	210	252	241	703	703	150 Pins Over Average (Local Assoc. Awards)
	9827-58512 USBC	160	54	210	252	241	703	252	(repeat) 250 Game (Local Assoc. Awards)
	9827-58512 USBC	160	54	210	252	241	703	252	(repeat) 225 Game (Local Assoc. Awards)
	9827-58512 USBC	160	54	210	252	241	703	241	(repeat) 225 Game (Local Assoc. Awards)
Lisa Oblak	4472-22645 USBC	118	27	152	157	117	426	152	150 Game (Local Assoc. Awards)
	4472-22645 USBC	118	27	152	157	117	426	157	(repeat) 150 Game (Local Assoc. Awards)
Bob Reinhart	9827-50507 USBC	149	78	180	136	205	521	205	(repeat) 200 Game (Local Assoc. Awards)
Lynn Reinhart	4472-2251 USBC	171	78	237	163	204	604	604	(repeat) 600 Series (Local Assoc. Awards)

Season High Scores

Team Scratch Series		Team Handicap Series		Team Scratch Game		Team Handicap Game	
2676	Strike Force	2983	Where's Brad?	966	Pin Pushers	1040	Balls Deep
2652	Balls Deep	2887	Lickety Split	956	Strike Force	1034	Lickety Split
2647	The Hamboners	2853	Those F'n Guys	946	The Hamboners	1021	Where's Brad?
2491	Pin Benders	2847	Puck Buddies	887	Pin Benders	1001	Those F'n Guys
2412	Pin Pushers	2759	I Can't Believe It's Not Gutt	808	Puck Buddies	992	Alley Oops
Scratch Series		Handicap Series		Scratch Game		Handicap Game	
Men	792 Ben Baranovic	865	Will Hinegardner	300	Ben Baranovic	337	Jason Schurdell
	781 Chris Baranovic	827	Reggie Harrell	297	Michael Newton	314	Ben Toplek
	765 Dusty Clark	808	Freddie Glover	289	Justin Sulima	312	Eric Williams
	759 Robert Reinhart	805	Ryan Hill	288	Ryan Hill	307	Will Hinegardner
	759 Justin Sulima	797	Michael Newton	279	Freddie Glover	305	Paul Gazella
				279	Steve Janovich		
				279	Dave Chahulski		
				279	Chris Baranovic		
				279	Dusty Clark		
Women	761 Kirstie Tedick	810	Stacy Sulima	268	Kirstie Tedick	305	Allison Schock
	738 Courtney Hegedus	785	Michelle Robinson	265	Courtney Hegedus	301	Stacy Sulima
	628 Allison Schock	761	Colette Glover	255	Lynn Reinhart	294	Linda Newton
	619 Lynn Reinhart	751	Linda Newton	212	Michelle Robinson	290	Colette Glover
	555 Tina Gregory	746	Gail Smith	212	Tina Gregory	276	Lesley Dahlin
Season Game Over Average Game - Avg=Difference		Season Series over Average Series - Avg=Difference					
Men	276 - 152=124	Jason Schurdell	703 - 480=223	Will Hinegardner			
	268 - 168=100	Ben Toplek	686 - 501=185	Reggie Harrell			
	297 - 197=100	Michael Newton	718 - 558=160	Freddie Glover			
	258 - 159=99	Eric Williams	727 - 573=154	Ryan Hill			
	254 - 161=93	Will Hinegardner	508 - 357=151	Bobby Mattaline			
Women	257 - 166=91	Allison Schock	693 - 528=165	Stacy Sulima			
	256 - 170=86	Stacy Sulima	599 - 453=146	Michelle Robinson			
	255 - 170=85	Lynn Reinhart	497 - 366=131	Colette Glover			
	202 - 122=80	Colette Glover	761 - 633=128	Kirstie Tedick			
	247 - 167=80	Linda Newton	628 - 510=118	Allison Schock			

Last Week's Top Scores

Team Scratch Game		Team Scratch Series		Team Handicap Game		Team Handicap Series	
918	Where's Brad?	2663	Where's Brad?	1034	Lickety Split	2972	Where's Brad?
877	Lickety Split	2416	Lickety Split	1021	Where's Brad?	2887	Lickety Split
821	Strike Force	2382	Pin Benders	969	Girls Night Out	2741	Girls Night Out
815	Pin Benders	2313	Strike Force	950	Puck Buddies	2702	Puck Buddies
762	Puck Buddies	2250	Balls Deep	944	Alley Oops	2687	Alley Oops
Scratch Game		Scratch Series		Handicap Game		Handicap Series	
Men	269 Dave Chahulski	759	Robert Reinhart	306	Will Hinegardner	865	Will Hinegardner
	268 Robert Reinhart	737	Dave Chahulski	282	George Tipton	777	Robert Reinhart
	265 Ryan Hill	706	Justin Sulima	282	Dave Chahulski	776	Dave Chahulski
	258 Dusty Clark	703	Will Hinegardner	274	Robert Reinhart	713	Jimmy Nemeth
	257 Joe Kundrat	697	Ben Baranovic	268	Bob Reinhart	712	Justin Sulima

Last Week's Top Scores - Continued

Women	237 Lynn Reinhart	652 Kirstie Tedick	281 Lynn Reinhart	738 Tina Gregory
	226 Kirstie Tedick	604 Lynn Reinhart	273 Tina Gregory	736 Lynn Reinhart
	212 Tina Gregory	556 Stacy Sulima	257 Cindy Peskura	725 Cindy Peskura
	202 Tina Hegedus	555 Tina Gregory	252 Tina Hegedus	699 Lisa Oblak
	196 Stacy Sulima	531 Allison Schock	248 Lisa Oblak	684 Gail Smith

Weekly Game Over Average

Game - Avg=Difference

Men	252 - 160=92	Will Hinegardner
	246 - 179=67	George Tipton
	269 - 205=64	Dave Chahulski
	205 - 149=56	Bob Reinhart
	268 - 213=55	Robert Reinhart

Weekly Series over Average

Series - Avg=Difference

	703 - 480=223	Will Hinegardner
	737 - 615=122	Dave Chahulski
	759 - 639=120	Robert Reinhart
	521 - 447=74	Bob Reinhart
	600 - 537=63	George Tipton

Women	237 - 171=66	Lynn Reinhart
	212 - 152=60	Tina Gregory
	169 - 122=47	Cindy Peskura
	157 - 118=39	Lisa Oblak
	202 - 164=38	Tina Hegedus

	555 - 456=99	Tina Gregory
	461 - 366=95	Cindy Peskura
	604 - 513=91	Lynn Reinhart
	426 - 354=72	Lisa Oblak
	441 - 390=51	Gail Smith

Individual High Averages

Men	236.48	Ben Baranovic	Women	217.00	Kirstie Tedick
	227.09	Dusty Clark		211.18	Courtney Hegedus
	221.73	Chris Baranovic		180.06	Stacy Sulima
	218.62	Justin Sulima		174.60	Allison Schock
	218.39	Ryan Hill		173.65	Linda Newton
	215.21	Robert Reinhart		172.85	Lynn Reinhart
	215.12	Steve Janovich		156.70	Michelle Robinson
	213.43	Brad Reinhart		153.69	Tina Gregory
	210.47	Joe Kundrat		144.58	Cheryl Glover
	208.11	Jim LePrevost		141.43	Lori Deertz
	207.51	Dave Chahulski		135.20	Carrie Nemeth
	202.20	Jimmy Nemeth		131.31	Gail Smith
	202.18	Chris McDowell		127.67	Colette Glover
	198.80	Ryan Loretitsch		127.64	Kristen LePrevost

Team Rosters

<u>Name</u>	<u>Pins</u>	<u>Gms</u>	<u>True Average</u>	<u>150's</u>	<u>200's</u>	<u>250's</u>	<u>500's</u>	<u>600's</u>	<u>700's</u>	<u>High Game</u>	<u>HDCP Game</u>	<u>High Sers</u>	<u>HDCP Sers</u>
1 - Pin Benders													
Joe Kundrat	12628	60	210.47	20	33	6	6	14	--	268	284	692	743
Jim Sunday	9602	54	177.81	31	13	--	10	2	--	236	277	615	738
Kristen LePrevost	4595	36	127.64	2	--	--	--	--	--	157	239	431	674
Jim LePrevost	14984	72	208.11	25	41	5	8	15	1	277	293	710	743
Kurt Moskal	4742	39	121.59	3	--	--	--	--	--	150	237	393	656
Paul Gazella	9005	48	187.60	28	14	1	8	5	--	269	305	676	784
2 - This Place is a Dump													
Brad Cronin	9372	69	135.83	17	--	--	--	--	--	198	283	498	741
Bobby Mattaline	6382	51	125.14	4	1	--	1	--	--	208	298	508	778
Ryan Zevchik	4416	30	147.20	13	1	--	1	--	--	212	291	518	728
Gail Smith	6697	51	131.31	11	--	--	--	--	--	183	269	494	746
Andrew Pratt	4240	30	141.33	9	1	--	--	--	--	208	288	480	720
Linda Hom	3190	33	96.67	--	--	--	--	--	--	134	245	309	642
3 - Alley Oops													
Tricia Power	4216	36	117.11	1	--	--	--	--	--	154	244	384	663
Cara McGregor	7599	63	120.62	7	--	--	--	--	--	180	270	429	699
Cindy Peskura	7080	57	124.21	3	--	--	--	--	--	169	257	461	725
Lynn Reinhart	14001	81	172.85	50	13	1	15	3	--	255	300	619	759
Michelle Robinson	8462	54	156.70	30	3	--	6	--	--	212	274	599	785
Debbie Farren	2144	21	102.10	--	--	--	--	--	--	132	239	343	673
4 - Lickety Split													
Jessica Hensler	3530	33	106.97	--	--	--	--	--	--	142	249	350	665
Jason Schurdell	7619	51	149.39	24	1	1	5	--	--	276	337	568	751
Will Hinegardner	9355	57	164.12	25	7	2	6	--	1	254	307	703	865
George Tipton	12426	69	180.09	51	14	--	14	4	--	246	282	632	749
Ryan Hill	14414	66	218.39	16	39	10	3	17	2	288	292	728	805
Mary Helen Mctaggart	2573	21	122.52	2	--	--	--	--	--	167	248	424	667
Tonya Cordeiro	1041	9	115.67	--	--	--	--	--	--	133	220	366	627
Jeff Hill	1577	9	175.22	7	1	--	2	--	--	221	248	586	667
5 - I Can't Believe It's Not Gutt													
Brian Exton	7654	69	110.93	--	--	--	--	--	--	145	244	383	674
Vinny Liguori	14260	81	176.05	56	15	--	21	1	--	234	276	650	776
Tony Furillo	15675	81	193.52	45	31	1	15	11	--	257	289	670	763
Brad Reinhart	17288	81	213.43	24	49	8	8	17	2	273	280	734	749
6 - Where's Brad?													
Bob Reinhart	12148	81	149.98	36	3	--	2	--	--	208	277	521	723
Ryan Loretitsch	13717	69	198.80	31	30	4	9	11	1	266	293	705	780
Dave Chahulski	14941	72	207.51	26	37	5	5	13	5	279	299	737	781
Robert Reinhart	16786	78	215.21	19	50	8	6	17	3	278	285	759	777
Lee Roppel	1493	9	165.89	6	1	--	2	--	--	204	--	533	--

Name	Pins	Gms	True Average	150's	200's	250's	500's	600's	700's	High Game	HDCP Game	High Sers	HDCP Sers
7 - The Hamboners													
Cheryl Glover	6506	45	144.58	16	--	--	1	--	--	190	263	506	725
Ben Toplek	6266	36	174.06	24	4	1	6	2	--	268	314	630	768
Chris Baranovic	16630	75	221.73	15	47	12	2	18	5	279	280	781	781
Ben Baranovic	14898	63	236.48	5	38	20	--	9	12	300	300	792	792
Dan Agins	3880	27	143.70	6	2	--	1	--	--	213	289	578	806
Scott Bukowski	8759	45	194.64	22	18	1	6	6	--	260	274	681	763
8 - High Rollers													
Marcus Jennings	7158	54	132.56	10	--	--	--	--	--	172	254	470	716
James Coburn	4996	36	138.78	11	--	--	--	--	--	189	263	481	703
John Lauber	8605	48	179.27	27	13	--	11	1	--	234	276	650	776
Ray Angeline	11286	72	156.75	38	4	--	6	--	--	238	297	547	724
Ralph Varney	7385	48	153.85	25	1	--	3	--	--	213	275	530	719
Jim Scott	2054	23	89.30	--	--	--	--	--	--	115	227	308	644
Kia Dimbo	3597	30	119.90	1	--	--	--	--	--	156	242	426	696
9 - Up Your Alley													
Lesley Dahlin	9355	78	119.94	7	--	--	--	--	--	191	276	435	702
Angela Miller	8518	74	115.11	4	--	--	--	--	--	164	260	416	698
Eric Williams	11407	66	172.83	36	12	2	10	3	--	258	312	607	780
Jon Berg	9964	69	144.41	28	1	--	2	--	--	209	286	527	734
Nick Gatto	2736	24	114.00	2	--	--	--	--	--	151	247	406	654
10 - Girls Night Out													
Tracy Vancucha	4271	33	129.42	4	--	--	--	--	--	166	251	488	743
Lisa Oblak	3628	30	120.93	3	--	--	--	--	--	159	248	426	699
Lori Deertz	11456	81	141.43	25	--	--	--	--	--	189	261	478	703
Tina Gregory	12449	81	153.69	42	3	--	6	--	--	212	273	555	738
Melanie Blankenburg	4225	33	128.03	7	--	--	--	--	--	175	266	467	736
Michele Holbrook	3347	30	111.57	1	--	--	--	--	--	150	246	404	692
11 - Those F'n Guys													
Colette Glover	9575	75	127.67	9	1	--	--	--	--	202	290	497	761
Carrie Nemeth	10140	75	135.20	15	--	--	1	--	--	182	261	500	737
Freddie Glover	14514	75	193.52	34	32	2	17	6	1	279	304	718	808
Jimmy Nemeth	13952	69	202.20	29	33	3	10	13	--	266	287	695	755
Chrissy Dozier	2356	15	157.07	9	--	--	1	--	--	193	254	528	711
12 - Strike Force													
Jerry Bodner	14957	81	184.65	58	18	1	22	4	--	268	302	673	772
Courtney Hegedus	10770	51	211.18	19	26	6	4	12	1	265	277	738	768
Kirstie Tedick	8463	39	217.00	10	25	4	2	10	1	268	274	761	785
Dusty Clark	18394	81	227.09	13	53	15	--	18	9	279	279	765	765
Tina Hegedus	4429	27	164.04	16	3	--	3	--	--	206	255	535	699
Diana Bodner	2670	15	178.00	10	4	--	4	--	--	216	260	585	717
Bob Hegedus	1886	12	157.17	7	1	--	1	--	--	202	237	533	664
Jeremy Bodner	3525	18	195.83	13	5	--	5	1	--	245	265	616	676
13 - Puck Buddies													
Tom Jalics	5086	33	154.12	16	2	--	1	--	--	245	306	552	735
Chuck Milota	6997	48	145.77	16	--	--	1	--	--	191	261	518	731
Stacy Sulima	8643	48	180.06	30	9	1	10	1	--	256	301	693	810
Justin Sulima	17708	81	218.62	19	56	6	4	17	6	289	296	759	780
Kevin McLaughlin	4153	30	138.43	8	1	--	1	--	--	204	276	503	719
Jim Cabanes	5390	39	138.21	11	--	--	--	--	--	191	269	497	733
Jon Carlson	4317	33	130.82	8	1	--	--	--	--	222	304	447	693
14 - Balls Deep													
Frank Legrone	14839	81	183.20	48	22	1	19	5	--	256	293	673	784
Chris McDowell	15770	78	202.18	33	39	3	7	17	--	277	294	686	766
Reggie Harrell	12904	75	172.05	41	11	3	16	1	--	256	303	686	827
Steve Janovich	17425	81	215.12	23	52	6	6	17	4	279	285	722	756
Chuck Costic	1246	6	207.67	2	4	--	1	1	--	238	257	664	721
Greg Hale	538	3	179.33	2	1	--	1	--	--	208	211	538	547
15 - Pin Pushers													
Allison Schock	13619	78	174.60	55	10	2	14	3	--	257	305	628	763
Linda Newton	14066	81	173.65	59	11	--	19	2	--	247	294	610	751
Michael Newton	13069	66	198.02	32	30	3	12	8	1	297	317	734	797
Matt Werner	3952	18	219.56	1	17	--	--	6	--	246	246	674	674
16 - BYE													
VACANT	0	0	--	--	--	--	--	--	--	0		0	
VACANT	0	0	--	--	--	--	--	--	--	0		0	
VACANT	0	0	--	--	--	--	--	--	--	0		0	
VACANT	0	0	--	--	--	--	--	--	--	0		0	

PNC Bowling Bulletin

Jackpot Winners		Would have won had eveyone entered	
Lynn Reinhart	+66 \$9	George Tipton	+67
Young Bob Reinhart	+55 \$9	Will Hinegardner	+92
Jimmy Nemeth	241 \$10	Ben Baranovic	255

Card game winners		
Dusty Clark	Full House	\$9
Jim LePrevost	Full House	\$9
Mystery Winner	Full House	\$9

50/50 Winners		YTD Total
Jon Carlson	\$145	\$2803
Men's League	\$20	

700 Series	
Young Bob Reinhart	266 - 268 - 225 = 759
Dave Chahulski	233 - 269 - 235 = 737
Justin Sulima	214 - 245 - 247 = 706
Will Hinegardner	210 - 252 - 241 = 703


600 Series	
Ben Baranovic	197 - 245 - 255 = 697
Ryan Hill	265 - 190 - 233 = 688
Joe Kundra	199 - 257 - 204 = 660
Dusty Clark	258 - 193 - 203 = 654
Kirstie Tedick	211 - 215 - 226 = 652
Ryan Loretitsch	214 - 245 - 187 = 646
Chris Baranovic	194 - 223 - 225 = 642
Jim LePrevost	214 - 215 - 203 = 632
Chris McDowell	172 - 206 - 227 = 605
Lynn Reinhart	237 - 163 - 204 = 604
George Tipton	246 - 198 - 156 = 600

200 Games	
Michael Newton	224
Steve Janovich	216
Paul Gazella	213
Tina Gregory	212
Old Bob Reinhart	205
Eric Williams	204
Steve Janovich	203
Brad Reinhart	203
Tina Hegedus	202
Freddie Glover	202
Paul Gazella	200


Split Conversions
None reported

Birthdays for next week
None

Average List of All Members of This League

 **Men**

Name	True Average	HDCP	Pins	Gms	-1-	-2-	-3-	Total	High Game	HDCP Game	High Sers	HDCP Sers	To Raise Avg +1	To Drop Avg -1
Ben Baranovic	236.48	0	14898	63	197	245	255	697	300	300	792	792	744	677
Dusty Clark	227.09	0	18394	81	258	193	203	654	279	279	765	765	758	673
Chris Baranovic	221.73	0	16630	75	194	223	225	642	279	280	781	781	686	607
Matt Werner	219.56	0	3952	18	a209	a209	a209	627	246	246	674	674	668	646
Justin Sulima	218.62	1	17708	81	214	245	247	706	289	296	759	780	688	603
Ryan Hill	218.39	1	14414	66	265	190	233	688	288	292	728	805	697	627
Robert Reinhart	215.21	4	16786	78	266	268	225	759	278	285	759	777	710	628
Steve Janovich	215.12	4	17425	81	203	216	173	592	279	285	722	756	719	634
Brad Reinhart	213.43	6	17288	81	168	175	203	546	273	280	734	749	688	603
Joe Kundrat	210.47	9	12628	60	199	257	204	660	268	284	692	743	665	601
Jim LePrevost	208.11	10	14984	72	214	215	203	632	277	293	710	743	691	615
Chuck Costic	207.67	19	1246	6				0	238	257	664	721	626	616
Dave Chahulski	207.51	11	14941	72	233	269	235	737	279	299	737	781	659	583
Jimmy Nemeth	202.20	16	13952	69	205	216	241	662	266	287	695	755	664	591
Chris McDowell	202.18	16	15770	78	172	206	227	605	277	294	686	766	673	591
Ryan Loretitsch	198.80	19	13717	69	214	245	187	646	266	293	705	780	611	538
Michael Newton	198.02	19	13069	66	182	152	224	558	297	317	734	797	662	592
Jeremy Bodner	195.83	22	3525	18				0	245	265	616	676	591	569
Scott Bukowski	194.64	23	8759	45				0	260	274	681	763	601	552
Freddie Glover	193.52	24	14514	75	187	202	172	561	279	304	718	808	618	539
Tony Furillo	193.52	24	15675	81	194	177	169	540	257	289	670	763	621	536
Paul Gazella	187.60	29	9005	48	200	176	213	589	269	305	676	784	583	531
Jerry Bodner	184.65	32	14957	81	160	180	190	530	268	302	673	772	583	498
Frank Legrone	183.20	33	14839	81	186	162	180	528	256	293	673	784	617	532
George Tipton	180.09	36	12426	69	246	198	156	600	246	282	632	749	606	533
Greg Hale	179.33	3	538	3				0	208	211	538	547	542	535
John Lauber	179.27	36	8605	48	165	156	121	442	234	276	650	776	575	523
Jim Sunday	177.81	38	9602	54	a167	a167	a167	501	236	277	615	738	544	486
Vinny Liguori	176.05	39	14260	81	180	157	166	503	234	276	650	776	608	523
Jeff Hill	175.22	40	1577	9				0	221	248	586	667	535	522
Ben Toplek	174.06	41	6266	36				0	268	314	630	768	559	519
Eric Williams	172.83	43	11407	66	126	183	204	513	258	312	607	780	530	460
Reggie Harrell	172.05	43	12904	75	180	170	175	525	256	303	686	827	590	511
Lee Roppel	165.89	49	1493	9				0	204		533		499	486
Will Hinegardner	164.12	50	9355	57	210	252	241	703	254	307	703	865	545	484
Bob Hegedus	157.17	56	1886	12				0	202	237	533	664	484	468
Ray Angeline	156.75	57	11286	72	154	171	138	463	238	297	547	724	489	413
Tom Jalics	154.12	59	5086	33				0	245	306	552	735	494	457
Ralph Varney	153.85	60	7385	48	175	153	146	474	213	275	530	719	469	417
Bob Reinhart	149.98	63	12148	81	180	136	205	521	208	277	521	723	452	367
Jason Schurdell	149.39	63	7619	51	156	115	154	425	276	337	568	751	481	426
Ryan Zevchik	147.20	65	4416	30	a137	a137	a137	411	212	291	518	728	468	434
Chuck Milota	145.77	67	6997	48	140	181	144	465	191	261	518	731	449	397
Jon Berg	144.41	68	9964	69	136	126	133	395	209	286	527	734	476	403
Dan Agins	143.70	69	3880	27	a133	a133	a133	399	213	289	578	806	440	409
Andrew Pratt	141.33	71	4240	30				0	208	288	480	720	446	412
James Coburn	138.78	73	4996	36				0	189	263	481	703	425	385
Kevin McLaughlin	138.43	73	4153	30				0	204	276	503	719	434	400
Jim Cabanes	138.21	73	5390	39				0	191	269	497	733	448	405
Brad Cronin	135.83	76	9372	69	a125	a125	a125	375	198	283	498	741	420	347
Marcus Jennings	132.56	79	7158	54	137	130	126	393	172	254	470	716	423	365
Jon Carlson	130.82	81	4317	33	132	154	125	411	222	304	447	693	399	362
Bobby Mattaline	125.14	85	6382	51	130	102	135	367	208	298	508	778	422	367
Kurt Moskal	121.59	89	4742	39				0	150	237	393	656	382	339
Nick Gatto	114.00	95	2736	24				0	151	247	406	654	369	341
Brian Exton	110.93	99	7654	69	114	116	145	375	145	244	383	674	338	265
Jim Scott	89.30	117	2054	23				0	115	227	308	644	286	259

 **Women**

Name	True Average	HDCP	Pins	Gms	-1-	-2-	-3-	Total	High Game	HDCP Game	High Sers	HDCP Sers	To Raise Avg +1	To Drop Avg -1
Kirstie Tedick	217.00	2	8463	39	211	215	226	652	268	274	761	785	693	650
Courtney Hegedus	211.18	8	10770	51				0	265	277	738	768	678	623
Stacy Sulima	180.06	36	8643	48	196	182	178	556	256	301	693	810	588	536
Diana Bodner	178.00	37	2670	15				0	216	260	585	717	552	533
Allison Schock	174.60	41	13619	78	187	176	168	531	257	305	628	763	556	474
Linda Newton	173.65	42	14066	81	159	146	157	462	247	294	610	751	550	465
Lynn Reinhart	172.85	43	14001	81	237	163	204	604	255	300	619	759	531	446
Tina Hegedus	164.04	50	4429	27	125	150	202	477	206	255	535	699	521	490
Chrissy Dozier	157.07	56	2356	15				0	193	254	528	711	488	469
Michelle Robinson	156.70	57	8462	54				0	212	274	599	785	487	429
Tina Gregory	153.69	60	12449	81	192	151	212	555	212	273	555	738	487	402
Cheryl Glover	144.58	68	6506	45	a134	a134	a134	402	190	263	506	725	454	405
Lori Deertz	141.43	71	11456	81	173	92	164	429	189	261	478	703	472	387
Carrie Nemeth	135.20	76	10140	75	110	118	141	369	182	261	500	737	468	389
Gail Smith	131.31	80	6697	51	157	151	133	441	183	269	494	746	431	376
Tracy Vancucha	129.42	81	4271	33	146	135	132	413	166	251	488	743	409	372
Melanie Blankenburg	128.03	82	4225	33				0	175	266	467	736	419	382
Colette Glover	127.67	83	9575	75	161	127	137	425	202	290	497	761	409	330
Kristen LePrevost	127.64	83	4595	36				0	157	239	431	674	397	357
Cindy Peskura	124.21	86	7080	57	156	136	169	461	169	257	461	725	420	359
Mary Helen Mctaggart	122.52	88	2573	21				0	167	248	424	667	379	354

Name	True Average	HDCP	Pins	Gms	-1-	-2-	-3-	Total	High Game	HDCP Game	High Sers	HDCP Sers	To Raise Avg +1	To Drop Avg -1
Lisa Oblak	120.93	90	3628	30	152	157	117	426	159	248	426	699	365	331
Cara McGregor	120.62	90	7599	63	129	92	135	356	180	270	429	699	387	320
Lesley Dahlin	119.94	90	9355	78	107	152	119	378	191	276	435	702	365	283
Kia Dimbo	119.90	90	3597	30				0	156	242	426	696	363	329
Tricia Power	117.11	92	4216	36	a107	a107	a107	321	154	244	384	663	386	346
Tonya Cordeiro	115.67	94	1041	9				0	133	220	366	627	351	338
Angela Miller	115.11	94	8518	74	98	102	107	307	164	260	416	698	414	336
Michele Holbrook	111.57	98	3347	30				0	150	246	404	692	349	315
Jessica Hensler	106.97	102	3530	33				0	142	249	350	665	322	285
Debbie Farren	102.10	106	2144	21				0	132	239	343	673	328	303
Linda Hom	96.67	111	3190	33				0	134	245	309	642	302	265

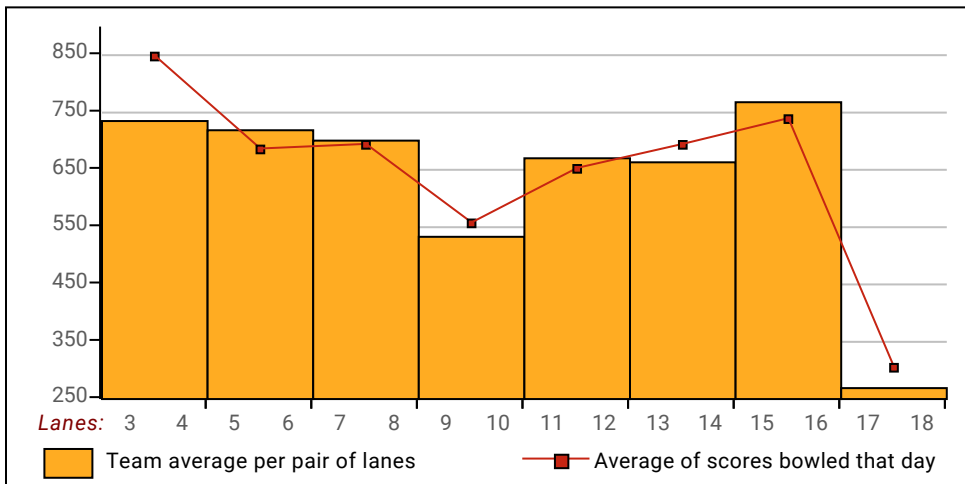
This Week's Statistics

	Over All	Men	Women
How many people bowled	53	36	17
Number of games bowled	159	108	51
Actual average of week's scores	175.78	186.18	153.76
How many games above average	86	57	29
How many games below average	69	49	20
Pins above/below average per game	5.21	4.09	7.59
How many people raised average by this amount	29	17	12
How many people went down by this amount	0.85	0.89	0.79
How many people raised average by this amount	24	19	5
How many people went down by this amount	-0.47	-0.46	-0.51
League average before bowling	171.10	182.60	146.75
League average after bowling	171.35	182.77	147.16
Change in league average	0.25	0.18	0.41

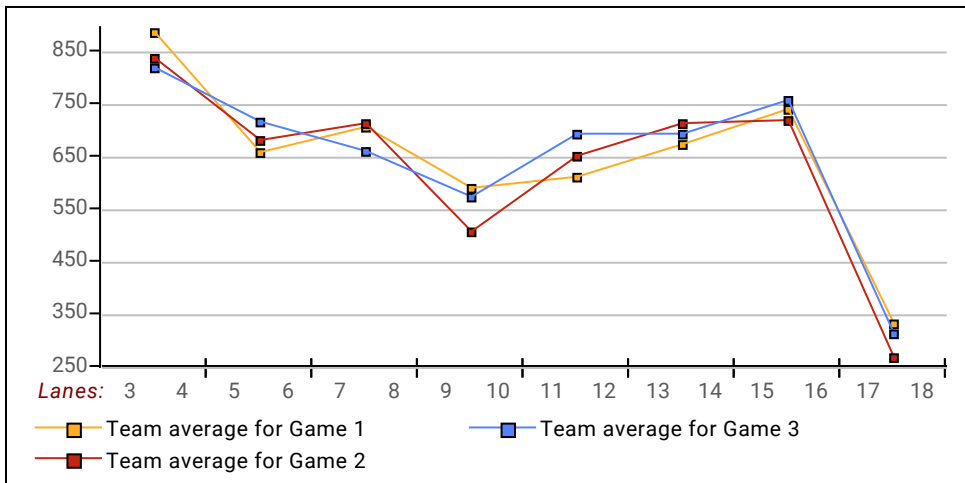
This Week's Statistics

	<u>Over All</u>	<u>Men</u>	<u>Women</u>
How many people bowled	53	36	17
Number of games bowled	159	108	51
Actual average of week's scores	175.78	186.18	153.76
How many games above average	86	57	29
How many games below average	69	49	20
Pins above/below average per game	5.21	4.09	7.59
How many people raised average	29	17	12
by this amount	0.85	0.89	0.79
How many people went down	24	19	5
by this amount	-0.47	-0.46	-0.51
League average before bowling	171.10	182.60	146.75
League average after bowling	171.35	182.77	147.16
Change in league average	0.25	0.18	0.41
800s	--	--	--
775s	--	--	--
750s	1	1	--
725s	1	1	--
700s	2	2	--
675s	2	2	--
650s	4	3	1
625s	3	3	--
600s	3	2	1
575s	2	2	--
550s	4	2	2
525s	6	5	1
500s	3	3	--
475s	1	--	1
450s	5	3	2
425s	6	2	4
400s	2	1	1
below 400	8	4	4
300s	--	--	--
275s	--	--	--
250s	8	8	--
225s	15	13	2
200s	26	21	5
175s	30	24	6
150s	36	20	16
125s	29	17	12
100s	12	5	7
below 100	3	--	3

Team Average vs Avg of Scores



Average of Scores for Each Game



Amount Over/Under Team Average

