

Thursday 6:10 pm

Al-Mar Lanes

Lanes 1 - 16

Team Standings In Each Division

Place	#	Team Name	Points Won	Points Lost	Pins + HDCP	Place	#	Team Name	Points Won	Points Lost	Pins + HDCP
East						West					
1	8	American Family Insurance	36	13	91194	1	14	Golden Care II	33	16	90805
2	6	Starkey	33	16	91115	2	9	Golden Care Partners, LLC	26	23	89120
3	3	Lohmanator's	29	20	90894	3	7	Vision Quest	24	25	89406
4	4	Modern Woodmen	28	21	90544	4	12	Four N One	24	25	89075
5	1	Great Lakes Garage Door	27	22	91273	5	16	Dean's Team	23	26	89026
6	11	Gerdeman Insurance	23	26	90027	6	15	UE ²	21	28	89515
7	2	Frisches Big Boy N. Main	16	33	91056	7	13	Tin Man Heating & Cooling	20	29	87940
8	5	ASD Remodeling Inc.	16	33	90821	8	10	Custom Sawmilling	13	36	89319

Season High Scores

Scratch Series	3392	ASD Remodeling Inc.	3336	Frisches Big Boy N. Ma	3237	Lohmanator's	3109	Starkey
Scratch Game	1235	Great Lakes Garage Do	1155	American Family Insura	1150	Golden Care II	1094	Modern Woodmen
Handicap Series	3682	Great Lakes Garage Do	3674	ASD Remodeling Inc.	3658	American Family Insura	3634	Starkey
Handicap Game	1312	Golden Care II	1295	Lohmanator's	1282	Frisches Big Boy N. Ma	1266	Custom Sawmilling
Scratch Series	829	Brad Simon	817	Dylan Dingus	781	Eric Juzkiw	761	Ron Steinman JR
Scratch Game	300	Brian Close	300	Kyle Waynick	300	Doug Trumbull	289	Matthew Llanas
	289	David Koons						
Handicap Series	859	Brad Simon	853	Eric Juzkiw	837	Matthew Llanas	833	Zach Steinman
	833	Mark Burks						
Handicap Game	325	Doug Trumbull	324	Chad Arnston	316	Ryan Allgire	313	David Koons

Individual High Averages

230.31	Dylan Dingus	229.20	Kyle Waynick	220.23	Brad Simon	220.21	Kris Kolk	216.23	Robert Schumacher
--------	--------------	--------	--------------	--------	------------	--------	-----------	--------	-------------------

Most Improved Average

191 to 210.28 = +19.28	Arie Wolfert	178 to 194.33 = +16.33	Matthew Llanas	132 to 143.69 = +11.69	Alissa Spangenberg
------------------------	--------------	------------------------	----------------	------------------------	--------------------

Last Week's Top Scores

Scratch Game	1135	Frisches Big Boy N. Ma	1108	Great Lakes Garage Do	1093	American Family Insura	1084	Golden Care II
Scratch Series	3220	Frisches Big Boy N. Ma	3135	American Family Insura	3062	Golden Care II	3061	Lohmanator's
Handicap Game	1235	Dean's Team	1225	Great Lakes Garage Do	1221	Golden Care Partners, L	1215	Frisches Big Boy N. Ma
Handicap Series	3483	American Family Insura	3460	Frisches Big Boy N. Ma	3451	Golden Care Partners, L	3450	Starkey
Scratch Game	289	Matthew Llanas	288	Ryan Allgire	288	Dylan Dingus	277	Chris DeLuca
Scratch Series	785	Dylan Dingus	744	Matthew Llanas	717	Kris Kolk	711	Kirk Starkey
Handicap Game	320	Matthew Llanas	316	Ryan Allgire	294	Chris DeLuca	288	Dylan Dingus
Handicap Series	837	Matthew Llanas	785	Dylan Dingus	768	Zach Steinman	758	Ryan Allgire

Team Rosters

Name	Pins	Gms	Avg	HDCP	Name	Pins	Gms	Avg	HDCP
1 - Great Lakes Garage Door Lane 7 HDCP=115 Avg=1003					2 - Frisches Big Boy N. Main Lane 3 HDCP=88 Avg=1037				
Jeremy A. Mitchell	13448	69	194	28	Mike C. Metzker	13406	66	203	21
Nate D. Kerr	13037	72	181	39	Eric A. Juzkiw	12177	60	202	22
Robert Jr R. Schumacher	16534	81	204	20	Larry D. Damron JR	7730	39	198	25
Robert T. Schumacher	12974	60	216	11	Dylan J. Dingus	17273	75	230	0
Noah E. Wagner	15656	75	208	17	Richard B. Murray	14080	69	204	20
Scott A. Sedlmeier	1759	9	195	28	Jason P. Sisco	8837	42	210	16
3 - Lohmanator's Lane 15 HDCP=100 Avg=1023					4 - Modern Woodmen Lane 1 HDCP=139 Avg=973				
Ken Lohman	13336	78	170	48	Brent L. Norris	15522	78	199	24
Kyle D. Friedley	5169	24	215	12	Dick Feehan	13835	75	184	36
Francisca Melendrez	7947	42	189	32	Gary Wachter	15552	74	210	16
Kris W. Kolk	17176	78	220	8	Michael Wachter	9597	45	213	13
Kyle W. Waynick	18565	81	229	0	Dean J. Bressler	13581	81	167	50
5 - ASD Remodeling Inc. Lane 14 HDCP=91 Avg=1034					6 - Starkey Lane 5 HDCP=136 Avg=977				
Adam F. Dilsaver	14857	72	206	19	Monica K. Musgrave	12457	63	197	26
Robert P. Vanscoder	15098	75	201	23	Crystal M. Butler	11692	63	185	36
David E. Koons	14501	75	193	29	Robin L. Starkey	14795	75	197	26
Brad A. Simon	15196	69	220	8	Richard E. Campbell	14959	81	184	36
Brian H. Close	15423	72	214	12	Kirk D. Starkey	14809	69	214	12
					Timothy R. Barnhisel	8213	42	195	28

Thursday 6:10 pm

Al-Mar Lanes

Lanes 1 - 16

Name	Pins	Gms	Avg HDCP	
7 - Vision Quest Lane 16 HDCP=167 Avg=938				
Roy S. Naugle SR	16211	81	200	24
Robert J. Bennett Jr	12939	81	159	56
Julian K. Thomas	10767	60	179	40
Craig Yarger	15402	79	194	28
Denver C. Naugle	15271	74	206	19
James A. Pixley Jr	1628	9	180	40

Name	Pins	Gms	Avg HDCP	
9 - Golden Care Partners, LLC Lane 8 HDCP=223 Avg=870				
Jeff E. Bockbrader	13074	72	181	39
Jerry C. Crawford JR	7061	45	156	59
Aaron Baker	10985	78	140	72
Richard M. Hess	14802	75	197	26
Ryan Allgire	15292	78	196	27
Kyle Recker	5480	36	152	62
Brett L. Palmer	2886	15	192	30

Name	Pins	Gms	Avg HDCP	
11 - Gerdeman Insurance Lane 12 HDCP=170 Avg=934				
Tina M. Steinman	9997	78	128	81
Jenny L. Vanscoder	16011	81	197	26
Zach R. Steinman	16551	81	204	20
Virgil R. Baird	12128	63	192	30
Ron L. Steinman JR	16620	78	213	13
Cody S. Culver	2772	15	184	36

Name	Pins	Gms	Avg HDCP	
13 - Tin Man Heating & Cooling Lane 4 HDCP=266 Avg=816				
Dave Friedley	11713	75	156	59
Michael Farr	12994	81	160	56
Starlah E. Burks	6564	54	121	87
Mark Burks	9091	51	178	41
Bill L. Schumacher	15680	78	201	23
Jeff A. Zuhlsdorf	1573	9	174	44

Name	Pins	Gms	Avg HDCP	
15 - UE² Lane 13 HDCP=220 Avg=873				
Kathleen Kirkman	8888	63	141	71
Sandy L. Naugle	12093	75	161	55
Tammie S. Waynick	11526	69	167	50
Gilbert R. Naugle	16681	78	213	13
Bruce M. Lindquist	9182	48	191	31
Vic M. Adams	380	3	bk136	75
Chris J. Lindquist	5707	27	211	15

Name	Pins	Gms	Avg HDCP	
8 - American Family Insurance Lane 6 HDCP=168 Avg=937				
Alissa Spangenberg	7328	51	143	69
Jeff C. Szabo	12036	69	174	44
James D. Eckert	13825	66	209	16
Arie H. Wolfert	15771	75	210	16
Ryan R. Spangenberg	15728	78	201	23
Ryan Taber	2574	12	214	12
Chris P. DeLuca	10072	48	209	16

Name	Pins	Gms	Avg HDCP	
10 - Custom Sawmilling Lane 11 HDCP=179 Avg=924				
Jordan N. Franks	16132	78	206	19
Wally D. Fraker	10735	60	178	41
Brian G. Burrell	13955	75	186	35
Ernest R. Tebeau	13293	81	164	52
Phillip M. Baum JR	11436	60	190	32
Chris Drayton	3343	21	159	56
Richard C. Koontz JR	4222	27	156	59

Name	Pins	Gms	Avg HDCP	
12 - Four N One Lane 9 HDCP=221 Avg=872				
Cindy A. McCarthy	9604	66	145	68
John E. Gallagher	13023	75	173	45
Victor L. Parks	11700	63	185	36
Gene L. VanDeVelde	12524	69	181	39
Christopher J. Peace	15105	80	188	33
Nathan D. Lucas	5660	36	157	58

Name	Pins	Gms	Avg HDCP	
14 - Golden Care II Lane 10 HDCP=152 Avg=958				
Jacob B. Frost	14392	69	208	17
Chad Arnston	11277	66	170	48
Merle E. Trumbull	11942	66	180	40
Thomas K. Snyder	12359	66	187	34
Michael E. Frost	8127	38	213	13
Doug S. Trumbull	12169	60	202	22
Joey M. Jenkins	4541	24	189	32

Name	Pins	Gms	Avg HDCP	
16 - Dean's Team Lane 2 HDCP=217 Avg=876				
George A. Knauss JR	12767	78	163	53
Dean Gerkie	13180	81	162	54
Matthew Llanas	10494	54	194	28
Bob A. Morelan	10374	66	157	58
Steven D. Hoodlebrink	16271	81	200	24

Temporary Substitutes

Name	Pins	Gms	Avg HDCP	
Adam T. Anderson	1600	9	bk197	26
David A. Avery	564	3	bk192	30
David A. Birr	0	0	bk210	16
Deb L. Bockbrader	343	3	114	92
Robert Boltz	0	0	bk180	40
Loren M. Boos	1675	9	bk163	53
Ronnie L. Burks	3814	30	127	82
Armando B. Calderon	4246	21	202	22
Nico Calderon	6898	36	191	31
Charles N. Close	403	3	bk171	47
Isaiah M. Delafuente	0	0	bk151	63
Levi K. Dieterle	0	0	bk159	56
Brian M. Dimick	1299	6	bk209	16
Dylan Dohanos	2156	12	179	40
Nate A. Grames	584	3	bk199	24
Tricia A. Green	1156	6	bk188	33
Jerry W. Holman	0	0	bk196	27
Ashley A. Iler	462	3	154	60
Natalie R. Jenkins	0	0	bk142	70
Lucas Jenne	736	3	bk206	19

Name	Pins	Gms	Avg HDCP	
Darold M. Junge	0	0	bk196	27
Elizabeth H. Junge	0	0	bk165	52
Blayne C. Keller	5568	30	185	36
Logan R. Keller	9105	48	189	32
Cheyenne E. Kolczynski	0	0	bk196	27
Richard E. Lambert	0	0	0	0
Esteban g. Llanas	1616	9	179	40
Robert G. Madrigel	0	0	bk146	67
Brian G. Melnek Jr.	543	3	bk191	31
John A. Powers	455	3	bk176	43
Rod E. Roth	0	0	bk184	36
Bernie P. Schneider	0	0	bk162	54
Scott A. Slater	560	3	bk189	32
Brian J. Stretchbery	0	0	bk170	48
Johnnie Sutton	420	3	140	72
Sofia R. Vargas-Lomeli	0	0	bk174	44
Kelly D. Wahl	8250	39	211	15
David B. Walter	0	0	bk192	30
Richard J. Yates Jr	4685	21	223	5
Juan A. Ybanes	0	0	bk224	4

Thursday 6:10 pm

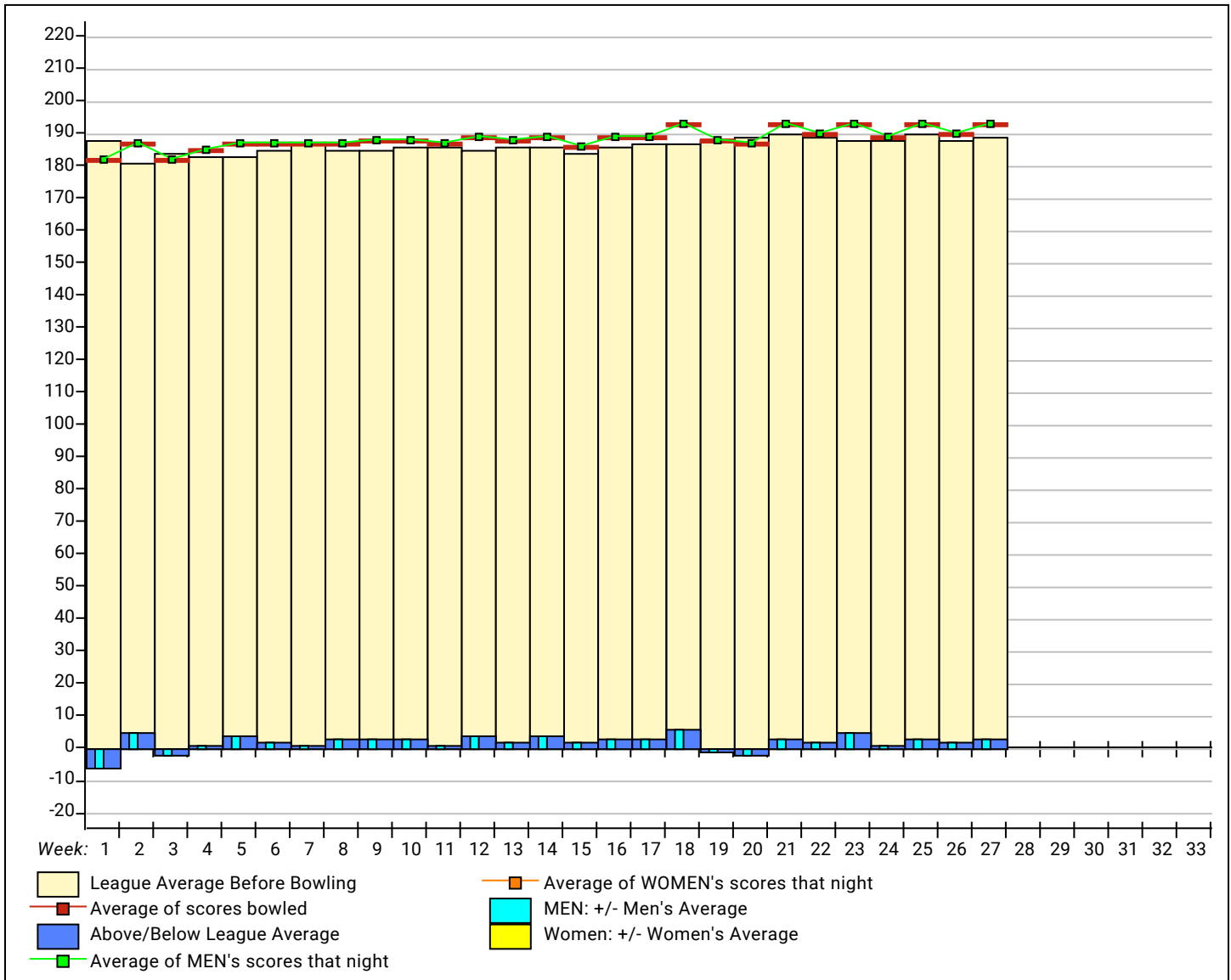
Al-Mar Lanes

Lanes 1 - 16

Lane Assignments

	<u>3-4</u>	<u>5-6</u>	<u>7-8</u>	<u>9-10</u>	<u>11-12</u>	<u>13-14</u>	<u>15-16</u>	<u>1-2</u>
Wk28 03/28	2-13	6-8	1-9	12-14	10-11	15-5	3-7	4-16
Wk29 04/04	11-4	7-14	10-16	1-5	6-2	12-3	8-13	15-9

League Average Week-by-Week



Bracket Payouts

Bowler	Lane	Br Set 1	Br Set 2	Refund	Winnings	Amt Paid	Balance Due	Paid
DeLuca, Chris	3	54.00	-	-	54.00	-	24.00	_____
Dingus, Dylan	14	90.00	90.00	-	180.00	-	138.00	_____
Frost, Mike	16	-	12.00	-	12.00	-	(6.00)	_____
Kolk, Kris	2	60.00	18.00	-	78.00	-	42.00	_____
Mitchell, Jeremy	11	6.00	-	-	6.00	-	(3.00)	_____
Naugle, Butch	9	-	6.00	-	6.00	-	(12.00)	_____
Spangenberg, Ryan	3	12.00	-	-	12.00	-	-	_____
Thomas, Julian	10	15.00	-	-	15.00	-	6.00	_____
Trumbull, Gene	16	42.00	-	-	42.00	-	18.00	_____
VanDeVelde, Gene	12	6.00	-	-	6.00	-	(3.00)	_____
Wagner, Noah	11	93.00	-	-	93.00	-	51.00	_____

Thursday 6:10 pm

Al-Mar Lanes

Lanes 1 - 16

\$3 Brackets - Handicap Bracket - Handicap

Game 1	Game 2	Game 3	
1_Ln=9 h=13 205 Gilbert R. Naugle	223 Merle E. Trumbull		-- #1 -- ** Finished **
1_Ln=16 h=40 276 Merle E. Trumbull		228 Merle E. Trumbull	
2_Ln=11 h=17 237 Noah E. Wagner	222 Michael E. Frost		\$15 Kris W. Kolk \$6 Merle E. Trumbull
2_Ln=16 h=14 260 Michael E. Frost		251 Kris W. Kolk	
3_Ln=2 h=8 263 Kris W. Kolk	227 Kris W. Kolk		
3_Ln=16 h=22 203 Doug S. Trumbull			
4_Ln=15 h=39 219 Jeff E. Bockbrader	226 Jeff E. Bockbrader		-- #2 -- ** Finished **
4_Ln=1 h=7 200 Brad A. Simon		257 Dylan J. Dings	
1_Ln=6 h=56 214 Michael Farr	226 Jeff E. Bockbrader		
1_Ln=15 h=39 219 Jeff E. Bockbrader		240 Dylan J. Dings	
2_Ln=11 h=28 224 Jeremy A. Mitchell	240 Dylan J. Dings		\$15 Dylan J. Dings \$6 Chris P. DeLuca
2_Ln=14 h=0 288 Dylan J. Dings		206 Chris P. DeLuca	
3_Ln=1 h=20 231 Adam F. Dilsaver	253 Chris P. DeLuca		
3_Ln=3 h=17 294 Chris P. DeLuca			
4_Ln=6 h=23 215 Bill L. Schumacher	223 Bill L. Schumacher		-- #3 -- ** Finished **
4_Ln=12 h=35 202 Victor L. Parks		206 Chris P. DeLuca	
1_Ln=3 h=22 209 Ryan R. Spangenberg	220 Ernest R. Tebeau		
1_Ln=4 h=52 220 Ernest R. Tebeau		216 Noah E. Wagner	
2_Ln=3 h=17 294 Chris P. DeLuca	253 Chris P. DeLuca		\$15 Noah E. Wagner \$6 Chris P. DeLuca
2_Ln=9 h=13 205 Gilbert R. Naugle		228 Noah E. Wagner	
3_Ln=11 h=17 237 Noah E. Wagner	228 Noah E. Wagner		
3_Ln=15 h=72 191 Aaron Baker		216 Noah E. Wagner	
4_Ln=1 h=28 233 David E. Koons	227 Kris W. Kolk		-- #4 -- ** Finished **
4_Ln=2 h=8 263 Kris W. Kolk		257 Dylan J. Dings	
1_Ln=11 h=17 237 Noah E. Wagner	228 Noah E. Wagner		
1_Ln=6 h=23 215 Bill L. Schumacher		240 Dylan J. Dings	
2_Ln=14 h=0 288 Dylan J. Dings	240 Dylan J. Dings		\$15 Dylan J. Dings \$6 Jeremy A. Mitchell
2_Ln=15 h=72 191 Aaron Baker		230 Jeremy A. Mitchell	
3_Ln=11 h=28 224 Jeremy A. Mitchell	262 Jeremy A. Mitchell		
3_Ln=16 h=34 206 Thomas K. Snyder			
4_Ln=3 h=17 294 Chris P. DeLuca	253 Chris P. DeLuca		
4_Ln=2 h=0 190 Kyle W. Waynick			

Thursday 6:10 pm

Al-Mar Lanes

Lanes 1 - 16

\$3 Brackets - Handicap Bracket - Handicap

Game 1	Game 2	Game 3	
1_Ln=12 h=32 220 Christopher J. Peace	198 Christopher J. Peac		-- #5 -- ** Finished **
1_Ln=6 h=56 214 Michael Farr		203 Gene L. VanDeVel	
2_Ln=11 h=17 237 Noah E. Wagner	223 Gene L. VanDeVeld		\$15 Merle E. Trumbull \$6 Gene L. VanDeVelde
2_Ln=12 h=39 239 Gene L. VanDeVelde		228 Merle E. Trumbull	
3_Ln=6 h=23 215 Bill L. Schumacher	223 Bill L. Schumacher		*** Lost the tie
3_Ln=9 h=30 198 Bruce M. Lindquist		177 Bill L. Schumacher	
4_Ln=2 h=0 190 Kyle W. Waynick	223 Merle E. Trumbull		
4_Ln=16 h=40 276 Merle E. Trumbull			
1_Ln=15 h=28 212 Ryan Allgire	230 Ryan Allgire		-- #6 -- ** Finished **
1_Ln=12 h=35 202 Victor L. Parks		206 Chris P. DeLuca	
2_Ln=3 h=17 294 Chris P. DeLuca	253 Chris P. DeLuca		\$15 Noah E. Wagner \$6 Chris P. DeLuca
2_Ln=1 h=28 233 David E. Koons		216 Noah E. Wagner	
3_Ln=11 h=17 237 Noah E. Wagner	228 Noah E. Wagner		
3_Ln=10 h=18 208 Denver C. Naugle			
4_Ln=12 h=32 220 Christopher J. Peace	186 Jacob B. Frost		
4_Ln=16 h=17 266 Jacob B. Frost			
1_Ln=12 h=35 202 Victor L. Parks	209 Adam F. Dilsaver		-- #7 -- ** Finished **
1_Ln=1 h=20 231 Adam F. Dilsaver		216 Noah E. Wagner	
2_Ln=11 h=17 237 Noah E. Wagner	228 Noah E. Wagner		\$15 Kris W. Kolk \$6 Noah E. Wagner
2_Ln=1 h=23 236 Robert P. Vanscoder		251 Kris W. Kolk	
3_Ln=2 h=8 263 Kris W. Kolk	227 Kris W. Kolk		
3_Ln=10 h=28 224 Craig Yarger			
4_Ln=16 h=40 276 Merle E. Trumbull	223 Merle E. Trumbull		
4_Ln=16 h=17 266 Jacob B. Frost			
1_Ln=11 h=17 237 Noah E. Wagner	228 Noah E. Wagner		-- #8 -- ** Finished **
1_Ln=6 h=56 214 Michael Farr		216 Noah E. Wagner	
2_Ln=3 h=22 209 Ryan R. Spangenberg	226 Robert P. Vanscod		\$15 Merle E. Trumbull \$6 Noah E. Wagner
2_Ln=1 h=23 236 Robert P. Vanscoder		228 Merle E. Trumbull	
3_Ln=16 h=40 276 Merle E. Trumbull	223 Merle E. Trumbull		
3_Ln=10 h=42 267 Julian K. Thomas			
4_Ln=12 h=32 220 Christopher J. Peace	198 Christopher J. Peac		
4_Ln=9 h=13 205 Gilbert R. Naugle			

Thursday 6:10 pm

Al-Mar Lanes

Lanes 1 - 16

\$3 Brackets - Handicap Bracket - Handicap

Game 1	Game 2	Game 3	
1_Ln=3 h=16 257 Arie H. Wolfert	173 Arie H. Wolfert		-- #9 -- ** Finished **
1_Ln=16 h=34 206 Thomas K. Snyder		206 Chris P. DeLuca	
2_Ln=6 h=42 198 Mark Burks	253 Chris P. DeLuca		\$15 Dylan J. Dingus \$6 Chris P. DeLuca
2_Ln=3 h=17 294 Chris P. DeLuca		257 Dylan J. Dingus	
3_Ln=2 h=8 263 Kris W. Kolk	227 Kris W. Kolk		
3_Ln=1 h=7 200 Brad A. Simon			
4_Ln=14 h=0 288 Dylan J. Dingus	240 Dylan J. Dingus		
4_Ln=16 h=14 260 Michael E. Frost			
1_Ln=11 h=17 237 Noah E. Wagner	228 Noah E. Wagner		-- #10 -- ** Finished **
1_Ln=10 h=56 217 Robert J. Bennett Jr		216 Noah E. Wagner	
2_Ln=16 h=40 276 Merle E. Trumbull	223 Merle E. Trumbull		\$15 Kris W. Kolk \$6 Noah E. Wagner
2_Ln=15 h=28 212 Ryan Allgire		251 Kris W. Kolk	
3_Ln=2 h=8 263 Kris W. Kolk	227 Kris W. Kolk		
3_Ln=9 h=30 198 Bruce M. Lindquist			
4_Ln=16 h=17 266 Jacob B. Frost	186 Jacob B. Frost		
4_Ln=12 h=35 202 Victor L. Parks			
1_Ln=14 h=0 288 Dylan J. Dingus	240 Dylan J. Dingus		-- #11 -- ** Finished **
1_Ln=16 h=22 203 Doug S. Trumbull		257 Dylan J. Dingus	
2_Ln=16 h=34 206 Thomas K. Snyder	222 Michael E. Frost		\$15 Dylan J. Dingus \$6 Chris P. DeLuca
2_Ln=16 h=14 260 Michael E. Frost		206 Chris P. DeLuca	
3_Ln=10 h=18 208 Denver C. Naugle	253 Chris P. DeLuca		
3_Ln=3 h=17 294 Chris P. DeLuca			
4_Ln=1 h=23 236 Robert P. Vanscoder	223 Merle E. Trumbull		
4_Ln=16 h=40 276 Merle E. Trumbull			
1_Ln=10 h=56 217 Robert J. Bennett Jr	227 Kris W. Kolk		-- #12 -- ** Finished **
1_Ln=2 h=8 263 Kris W. Kolk		234 Julian K. Thomas	
2_Ln=16 h=34 206 Thomas K. Snyder	251 Julian K. Thomas		\$15 Julian K. Thomas \$6 Chris P. DeLuca
2_Ln=10 h=42 267 Julian K. Thomas		206 Chris P. DeLuca	
3_Ln=1 h=28 233 David E. Koons	228 Noah E. Wagner		
3_Ln=11 h=17 237 Noah E. Wagner			
4_Ln=3 h=17 294 Chris P. DeLuca	253 Chris P. DeLuca		
4_Ln=4 h=52 220 Ernest R. Tebeau			

Thursday 6:10 pm

Al-Mar Lanes

Lanes 1 - 16

\$3 Brackets - Handicap Bracket - Handicap

Game 1	Game 2	Game 3	
1_Ln=12 h=32 220 Christopher J. Peace	223 Gene L. VanDeVel		-- #13 -- ** Finished **
1_Ln=12 h=39 239 Gene L. VanDeVelde		216 Noah E. Wagner	
2_Ln=2 h=0 190 Kyle W. Waynick	228 Noah E. Wagner		\$15 Noah E. Wagner \$6 Ryan R. Spangenberg
2_Ln=11 h=17 237 Noah E. Wagner		191 Ryan R. Spangenb	
3_Ln=14 h=0 288 Dylan J. Dingus	240 Dylan J. Dingus		
3_Ln=10 h=42 267 Julian K. Thomas			
4_Ln=3 h=22 209 Ryan R. Spangenberg	244 Ryan R. Spangenberg		
4_Ln=15 h=72 191 Aaron Baker			
<hr/>			
1_Ln=2 h=8 263 Kris W. Kolk	227 Kris W. Kolk		-- #14 -- ** Finished **
1_Ln=3 h=16 257 Arie H. Wolfert		251 Kris W. Kolk	
2_Ln=1 h=12 245 Brian H. Close	211 Brian H. Close		\$15 Kris W. Kolk \$6 Merle E. Trumbull
2_Ln=11 h=17 237 Noah E. Wagner		228 Merle E. Trumbull	
3_Ln=6 h=42 198 Mark Burks	223 Merle E. Trumbull		
3_Ln=16 h=40 276 Merle E. Trumbull			
4_Ln=1 h=20 231 Adam F. Dilsaver	209 Adam F. Dilsaver		
4_Ln=15 h=39 219 Jeff E. Bockbrader			
<hr/>			
1_Ln=10 h=28 224 Craig Yarger	216 Craig Yarger		-- #15 -- ** Finished **
1_Ln=12 h=35 202 Victor L. Parks		216 Noah E. Wagner	
2_Ln=11 h=17 237 Noah E. Wagner	228 Noah E. Wagner		\$15 Noah E. Wagner \$6 Chris P. DeLuca
2_Ln=2 h=11 221 Kyle D. Friedley		206 Chris P. DeLuca	
3_Ln=9 h=30 198 Bruce M. Lindquist	240 Dylan J. Dingus		
3_Ln=14 h=0 288 Dylan J. Dingus			
4_Ln=3 h=17 294 Chris P. DeLuca	253 Chris P. DeLuca		
4_Ln=1 h=12 245 Brian H. Close			
<hr/>			
1_Ln=2 h=11 221 Kyle D. Friedley	240 Dylan J. Dingus		-- #16 -- ** Finished **
1_Ln=14 h=0 288 Dylan J. Dingus		257 Dylan J. Dingus	
2_Ln=10 h=18 208 Denver C. Naugle	198 Christopher J. Peac		\$15 Dylan J. Dingus \$6 Chris P. DeLuca
2_Ln=12 h=32 220 Christopher J. Peace		206 Chris P. DeLuca	
3_Ln=16 h=22 203 Doug S. Trumbull	195 Thomas K. Snyder		
3_Ln=16 h=34 206 Thomas K. Snyder			
4_Ln=11 h=28 224 Jeremy A. Mitchell	253 Chris P. DeLuca		
4_Ln=3 h=17 294 Chris P. DeLuca			

Thursday 6:10 pm

Al-Mar Lanes

Lanes 1 - 16

\$3 Brackets - Handicap Bracket - Handicap

Game 1	Game 2	Game 3	
1_Ln=15 h=39 219 Jeff E. Bockbrader	226 Jeff E. Bockbrader		-- #17 -- ** Finished **
1_Ln=6 h=42 198 Mark Burks		206 Chris P. DeLuca	
2_Ln=10 h=56 217 Robert J. Bennett Jr	253 Chris P. DeLuca		\$15 Noah E. Wagner \$6 Chris P. DeLuca
2_Ln=3 h=17 294 Chris P. DeLuca		216 Noah E. Wagner	
3_Ln=11 h=17 237 Noah E. Wagner	228 Noah E. Wagner		
3_Ln=4 h=52 220 Ernest R. Tebeau		211 Brian H. Close	
4_Ln=1 h=12 245 Brian H. Close	211 Brian H. Close		
4_Ln=12 h=32 220 Christopher J. Peace			
<hr/>			
1_Ln=15 h=28 212 Ryan Allgire	228 Noah E. Wagner		-- #18 -- ** Finished **
1_Ln=11 h=17 237 Noah E. Wagner		191 Ryan R. Spangenberg	
2_Ln=3 h=22 209 Ryan R. Spangenberg	244 Ryan R. Spangenberg		\$15 Dylan J. Dingus \$6 Ryan R. Spangenberg
2_Ln=1 h=7 200 Brad A. Simon		257 Dylan J. Dingus	
3_Ln=12 h=39 239 Gene L. VanDeVelde	240 Dylan J. Dingus		
3_Ln=14 h=0 288 Dylan J. Dingus		223 Merle E. Trumbull	
4_Ln=16 h=40 276 Merle E. Trumbull	223 Merle E. Trumbull		
4_Ln=2 h=11 221 Kyle D. Friedley			

\$3 Brackets - Scratch Bracket - Scratch

Game 1	Game 2	Game 3	
1_Lane 1 233 Brian H. Close	199 Brian H. Close		-- #1 -- ** Finished **
1_Lane 2 210 Kyle D. Friedley		257 Dylan J. Dingus	
2_Lane 14 288 Dylan J. Dingus	240 Dylan J. Dingus		\$15 Dylan J. Dingus \$6 Kris W. Kolk
2_Lane 6 192 Bill L. Schumacher		243 Kris W. Kolk	
3_Lane 16 249 Jacob B. Frost	169 Jacob B. Frost		
3_Lane 1 211 Adam F. Dilsaver		219 Kris W. Kolk	
4_Lane 16 181 Doug S. Trumbull	219 Kris W. Kolk		
4_Lane 2 255 Kris W. Kolk			
<hr/>			
1_Lane 16 181 Doug S. Trumbull	182 Kyle D. Friedley		-- #2 -- ** Finished **
1_Lane 2 210 Kyle D. Friedley		257 Dylan J. Dingus	
2_Lane 14 288 Dylan J. Dingus	240 Dylan J. Dingus		\$15 Dylan J. Dingus \$6 Kris W. Kolk
2_Lane 16 246 Michael E. Frost		243 Kris W. Kolk	
3_Lane 2 190 Kyle W. Waynick	219 Kris W. Kolk		
3_Lane 2 255 Kris W. Kolk		199 Brian H. Close	
4_Lane 6 192 Bill L. Schumacher	199 Brian H. Close		
4_Lane 1 233 Brian H. Close			

Thursday 6:10 pm

Al-Mar Lanes

Lanes 1 - 16

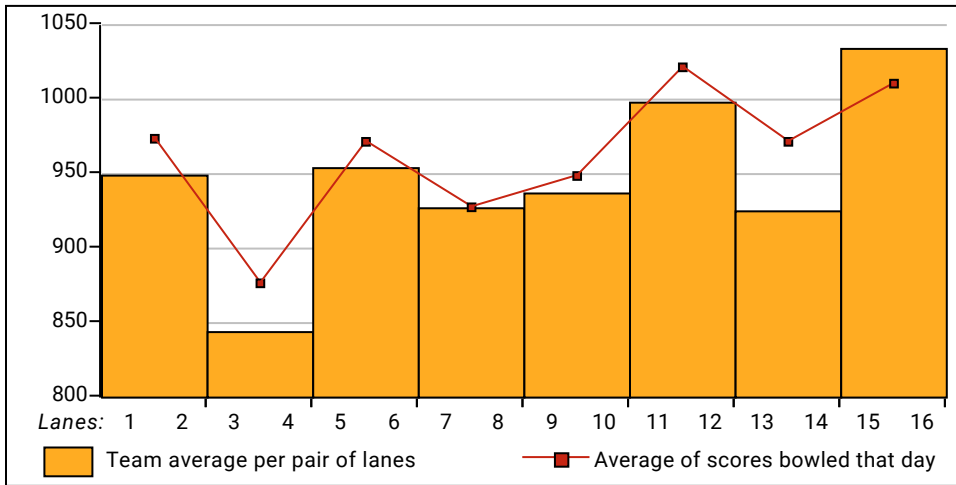
\$3 Brackets - Scratch Bracket - Scratch

Game 1		Game 2		Game 3		
1 Lane 9	192 Gilbert R. Naugle	189 Adam F. Dilsaver		257 Dylan J. Dingus		-- #3 -- ** Finished **
1 Lane 1	211 Adam F. Dilsaver					
2 Lane 1	193 Brad A. Simon	240 Dylan J. Dingus				
2 Lane 14	288 Dylan J. Dingus					
3 Lane 16	249 Jacob B. Frost	169 Jacob B. Frost				
3 Lane 2	190 Kyle W. Waynick			233 Michael E. Frost		
4 Lane 1	233 Brian H. Close	208 Michael E. Frost				
4 Lane 16	246 Michael E. Frost					
						\$15 Dylan J. Dingus
						\$6 Michael E. Frost
1 Lane 14	288 Dylan J. Dingus	240 Dylan J. Dingus		257 Dylan J. Dingus		-- #4 -- ** Finished **
1 Lane 9	192 Gilbert R. Naugle					
2 Lane 2	190 Kyle W. Waynick	157 Arie H. Wolfert				
2 Lane 3	241 Arie H. Wolfert					
3 Lane 2	210 Kyle D. Friedley	219 Kris W. Kolk				
3 Lane 2	255 Kris W. Kolk			243 Kris W. Kolk		
4 Lane 1	193 Brad A. Simon	189 Adam F. Dilsaver				
4 Lane 1	211 Adam F. Dilsaver					
						\$15 Dylan J. Dingus
						\$6 Kris W. Kolk
1 Lane 14	288 Dylan J. Dingus	240 Dylan J. Dingus		257 Dylan J. Dingus		-- #5 -- ** Finished **
1 Lane 3	241 Arie H. Wolfert					
2 Lane 6	192 Bill L. Schumacher	219 Kris W. Kolk				
2 Lane 2	255 Kris W. Kolk					
3 Lane 2	190 Kyle W. Waynick	208 Michael E. Frost				
3 Lane 16	246 Michael E. Frost			233 Michael E. Frost		
4 Lane 1	233 Brian H. Close	199 Brian H. Close				
4 Lane 1	193 Brad A. Simon					
						\$15 Dylan J. Dingus
						\$6 Michael E. Frost
1 Lane 14	288 Dylan J. Dingus	240 Dylan J. Dingus		257 Dylan J. Dingus		-- #6 -- ** Finished **
1 Lane 16	249 Jacob B. Frost					
2 Lane 1	193 Brad A. Simon	219 Kris W. Kolk				
2 Lane 2	255 Kris W. Kolk					
3 Lane 9	192 Gilbert R. Naugle	244 Gilbert R. Naugle				
3 Lane 2	190 Kyle W. Waynick			221 Gilbert R. Naugle		
4 Lane 1	211 Adam F. Dilsaver	189 Adam F. Dilsaver				
4 Lane 16	181 Doug S. Trumbull					
						\$15 Dylan J. Dingus
						\$6 Gilbert R. Naugle

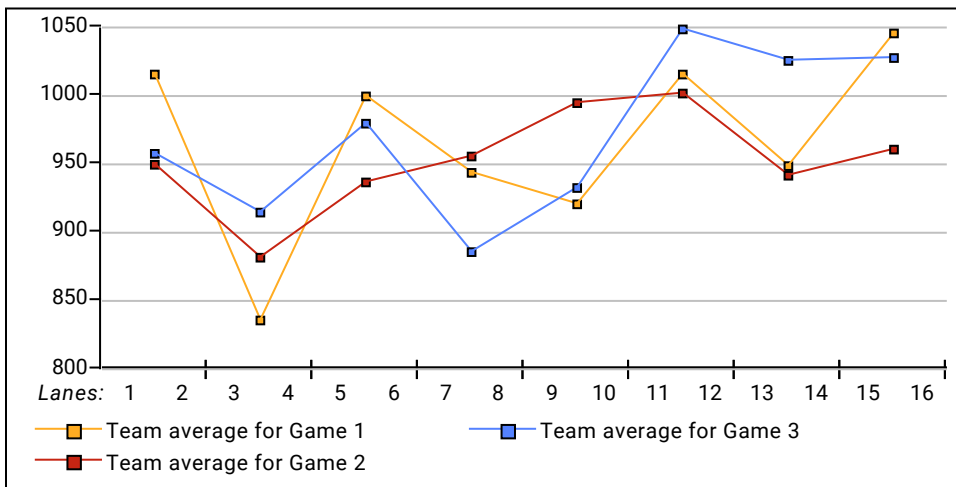
This Week's Statistics

	<u>Men</u>
How many people bowled	78
Number of games bowled	233
Actual average of week's scores	192.53
How many games above average	124
How many games below average	106
Pins above/below average per game	3.66
How many people raised average	45
by this amount	0.73
How many people went down	33
by this amount	-0.60
League average before bowling	189.32
League average after bowling	189.48
Change in league average	0.17
800s	--
775s	1
750s	--
725s	1
700s	4
675s	3
650s	8
625s	5
600s	10
575s	10
550s	5
525s	12
500s	5
475s	4
450s	5
425s	2
400s	2
below 400	1
300s	--
275s	4
250s	5
225s	31
200s	56
175s	64
150s	49
125s	16
100s	8
below 100	--

Team Average vs Avg of Scores



Average of Scores for Each Game



Amount Over/Under Team Average

