

Wednesday 6:30 pm

Cityview Lanes

Lanes 1 - 26

USBC Certification:

President: Andrew Brimberry is on Lane 18 abrimberry@gmail.com
 Vice President: Denis Muilenburg is on Lane 8 dmuilenburgjr@yahoo.com
 Secretary/Treasurer: Rochelle Greener is on Lane 13 rogreener@aol.com
 Sergeant at Arms: David Willis is on Lane 21 davjlm@sbcglobal.net

View Standings on the Web

Visit LeagueSecretary.com - This league's ID number is 88503
 View standings, bowler history, statistics and more. Also check out the Mobile App.
 Visit bowl.com - This league's ID number is 30712



Fall 2023 - 2024 First Half Winners: Tie between Teams 20 and 14 (Rolloff Pending)
 Fall 2022-2023 Winners: Better Chance

Points won by your name indicates the number of games over average.

If you aren't feeling well, please stay home.

Lane Assignments

	<u>1-2</u>	<u>3-4</u>	<u>5-6</u>	<u>7-8</u>	<u>9-10</u>	<u>11-12</u>	<u>13-14</u>
Wk27 03/20	16- 10	6- 22	9- 7	25- 3	15- 11	13- 17	1- 21
Wk28 03/27	4- 5	1- 11	19- 23	8- 22	12- 20	3- 7	10- 14
Wk29 04/03	1- 2	3- 4	5- 6	7- 8	9- 10	11- 12	13- 14

	<u>15-16</u>	<u>17-18</u>	<u>19-20</u>	<u>21-22</u>	<u>23-24</u>	<u>25-26</u>
Wk27 03/20	23- 5	26- 2	18- 19	4- 24	12- 14	8- 20
Wk28 03/27	9- 17	24- 16	25- 15	21- 13	2- 6	26- 18
Wk29 04/03	15- 16	17- 18	19- 20	21- 22	23- 24	25- 26

Team Standings

Place	#	Team Name	%Won	Points Won	Points Lost	UnEarned Points	Y-T-D % WON	Year-To-Date WON	Y-T-D LOST	Games Won	Scratch Pins	Pins + HDCP
1	25	Odd Balls	72.2	52	20		56.7	118	90	19	59325	68010
2	10	Better Chance	66.7	48	24		61.5	128	80	17	58770	68322
3	18	MOJO	63.9	46	26		57.7	120	88	16	62622	67818
4	5	Fantastic Four	63.9	46	26		51.9	108	100	17	55105	67321
5	20	Split Happens	61.1	44	28		61.5	128	80	17	59206	68077
6	12	Charlie's Chargers	58.3	42	30		52.9	110	98	15	60419	68315
7	14	Phuket	58.3	42	30		60.6	126	82	16	60252	67494
8	1	Malfunction	58.3	42	30		49.0	102	106	15	49530	66363
9	23	Give Me A Break	58.3	42	30		46.1	96	112	16	48620	66071
10	2	Deuces For Life	55.6	40	32		55.8	116	92	15	63731	68000
11	6	Double Trouble	55.6	40	32		55.8	116	92	16	55393	67690
12	15	Nothing Special	50.0	36	36		49.5	103	105	13	43512	66696
13	8	Talent To Spare	50.0	36	36		48.1	100	108	13	48764	66521
14	4	3 Lefts Makes a Right	50.0	36	36		42.8	89	119	13	47549	66356
15	9	No Chance	47.2	34	38		53.4	111	97	14	56888	67214
16	11	Gutter Chaos	47.2	34	38		51.9	108	100	14	55817	67169
17	19	Pop and Prodigies	44.4	32	40		53.8	112	96	11	59814	68016
18	17	The Complete Backyard	44.4	32	40		51.0	106	102	13	58684	66979
19	3	Stealth Strikers	44.4	32	40		45.2	94	114	12	55106	66224
20	7	Bar Association	41.7	30	42		53.8	112	96	11	44905	67156

Place	#	Team Name	%Won	Points Won	Points Lost	UnEarned Points	Y-T-D % WON	Year-To-Date WON	Y-T-D LOST	Games Won	Scratch Pins	Pins + HDCP
21	13	Miller Time	41.7	30	42		47.1	98	110	12	56191	67018
22	26	Benchwarmers	38.9	28	44		44.3	85	107	11	42694	55558
23	22	Here 4 Fun	36.1	26	46		50.5	105	103	11	51178	66595
24	16	Bowl-a-Holics	36.1	26	46		35.1	73	135	9	51533	66170
25	24	Back Again	33.3	24	48		35.6	74	134	9	43446	66162
26	21	Miller Ranch Hands	22.2	16	56		31.7	66	142	6	42429	65295

Review of Last Week's Bowling.....

Lanes	Team Name	HDCP -1-	HDCP -2-	HDCP -3-	HDCP Total	Last Wk WON		Team Name	HDCP -1-	HDCP -2-	HDCP -3-	HDCP Total	Last Wk WON
1-2	Miller Ranch Hands	816	762	846	2424	2	<--->	Here 4 Fun	802	814	880	2496	6
3-4	Back Again	873	876	842	2591	2	<--->	Bar Association	978	826	867	2671	6
5-6	Miller Time	773	803	749	2325	6	<--->	Benchwarmers	717	741	843	2301	2
7-8	Bowl-a-Holics	824	803	899	2526	0	<--->	No Chance	938	808	912	2658	8
9-10	Stealth Strikers	861	877	902	2640	2	<--->	Talent To Spare	920	843	903	2666	6
11-12	Gutter Chaos	897	841	797	2535	4	<--->	3 Lefts Makes a Right	867	829	883	2579	4
13-14	The Complete Backya	831	831	838	2500	0	<--->	Double Trouble	946	993	850	2789	8
15-16	Pop and Prodigies	757	817	870	2444	0	<--->	Malfunction	801	872	908	2581	8
17-18	Phuket	870	865	927	2662	8	<--->	Nothing Special	807	829	830	2466	0
19-20	Charlie's Chargers	857	841	940	2638	6	<--->	Deuces For Life	892	764	922	2578	2
21-22	Give Me A Break	809	775	834	2418	2	<--->	Fantastic Four	868	956	817	2641	6
23-24	MOJO	890	846	873	2609	6	<--->	Split Happens	769	843	924	2536	2
25-26	Better Chance	842	885	935	2662	6	<--->	Odd Balls	895	880	835	2610	2

Last Week's Top Scores

Team Scratch Game		Team Scratch Series		Team Handicap Game		Team Handicap Series	
868	Deuces For Life	2416	Deuces For Life	993	Double Trouble	2789	Double Trouble
866	Double Trouble	2411	MOJO	978	Bar Association	2671	Bar Association
850	Charlie's Chargers	2408	Double Trouble	956	Fantastic Four	2666	Talent To Spare
832	Phuket	2377	Phuket	940	Charlie's Chargers	2662	Better Chance
824	MOJO	2368	Charlie's Chargers	938	No Chance	2662	Phuket
821	Better Chance	2320	Better Chance	935	Better Chance	2658	No Chance
820	Split Happens	2298	Odd Balls	927	Phuket	2641	Fantastic Four
807	No Chance	2271	Stealth Strikers	924	Split Happens	2640	Stealth Strikers
801	Fantastic Four	2265	No Chance	922	Deuces For Life	2638	Charlie's Chargers
791	Odd Balls	2224	Split Happens	920	Talent To Spare	2610	Odd Balls

Men		Scratch Game		Scratch Series		Handicap Game		Handicap Series	
	269	Mike Martin	710	Mike Martin	297	Mike Martin	794	Mike Martin	
	268	Chris Andries	680	Dave Schiell	296	Chris Andries	762	Ken Bishop	
	254	Cody Stafford	675	Ken Bishop	285	Cody Stafford	737	Matt Hertel	
	248	Curtis Roberson	671	Trey Castor	284	Matt Hertel	733	Alonso Perez	
	248	Don Lovas	669	Skip Sand	280	Alonso Perez	733	Bryan Harrison	
	248	Chris Penning	668	James Cleveland Jr.	278	Bryan Harrison	725	James Cleveland Jr.	
	247	James Cleveland Jr.	666	Chris Penning	275	Ken Bishop	722	Curtis Roberson	
	246	Donnie Burns	659	Curtis Roberson	272	Donnie Burns	721	Chris Andries	
	246	Ken Bishop	657	Don Lovas	269	Curtis Roberson	721	Cody Stafford	
	244	Trey Castor	638	Jesse Castor	266	James Cleveland Jr.	713	Jesse Castor	
	244	Jim Greener							
	244	Matt Hertel							
	244	Skip Sand							

Women		Scratch Game		Scratch Series		Handicap Game		Handicap Series	
	233	Steffany Brown	662	Steffany Brown	263	Shawna Werner	719	Steffany Brown	
	224	Cyndi Dyche	626	Kristina Baker	255	Kecia Andries	715	Karen Burns-Lane	
	224	Kecia Andries	598	Cyndi Dyche	252	Steffany Brown	695	Kristina Baker	
	215	Kristina Baker	587	Kecia Andries	251	Rochelle Greener	680	Kecia Andries	
	210	Trisha Burns	586	Karen Burns-Lane	249	Mecca Halbert	677	Rochelle Greener	
	205	Theresa Bankston	531	Theresa Bankston	246	Karen Burns-Lane	677	Natalie Griffith	
	203	Karen Burns-Lane	517	Trisha Burns	245	Cyndi Dyche	676	Mecca Halbert	
	197	Shawna Werner	496	Kay Foster	242	Theresa Bankston	673	Kay Foster	
	194	Amanda Akers	495	Amanda Akers	241	Kim Burns	661	Cyndi Dyche	
	176	Tracy Head	467	Natalie Griffith	238	Trisha Burns	655	Shawna Werner	
					238	Kristina Baker			

Weekly Game Over Average
Game - Avg=Difference

Weekly Series over Average
Series - Avg=Difference

Weekly Game Over Average

Game - Avg=Difference

Men	269 - 188=81	Mike Martin
	268 - 188=80	Chris Andries
	190 - 120=70	Alonso Perez
	244 - 175=69	Matt Hertel
	254 - 185=69	Cody Stafford
	231 - 167=64	Bryan Harrison
	246 - 187=59	Ken Bishop
	246 - 191=55	Donnie Burns
	248 - 196=52	Curtis Roberson
	247 - 198=49	James Cleveland Jr.
Women	197 - 146=51	Shawna Werner
	170 - 129=41	Rochelle Greener
	153 - 113=40	Mecca Halbert
	224 - 185=39	Kecia Andries
	233 - 198=35	Steffany Brown
	203 - 172=31	Karen Burns-Lane
	169 - 139=30	Kim Burns
	224 - 196=28	Cyndi Dyche
	205 - 178=27	Theresa Bankston
	167 - 142=25	Mary Hannah Pruett

Weekly Series over Average

Series - Avg=Difference

710 - 564=146	Mike Martin
675 - 561=114	Ken Bishop
463 - 360=103	Alonso Perez
617 - 525=92	Matt Hertel
592 - 501=91	Bryan Harrison
668 - 594=74	James Cleveland Jr.
637 - 564=73	Chris Andries
628 - 555=73	Cody Stafford
659 - 588=71	Curtis Roberson
638 - 576=62	Jesse Castor
586 - 516=70	Karen Burns-Lane
662 - 594=68	Steffany Brown
388 - 339=49	Mecca Halbert
434 - 387=47	Rochelle Greener
626 - 582=44	Kristina Baker
467 - 426=41	Natalie Griffith
496 - 462=34	Kay Foster
587 - 555=32	Kecia Andries
457 - 438=19	Shawna Werner
437 - 426=11	Mary Hannah Pruett

Last Week's Top Game Scores

Men	Game 1 SCR	268	Chris Andries	246	Ken Bishop	244	Trey Castor
				244	Matt Hertel	244	Skip Sand
Women	Game 1 SCR	226	Steffany Brown	224	Cyndi Dyche	215	Kristina Baker
Men	Game 2 SCR	269	Mike Martin	254	Cody Stafford	248	Don Lovas
						248	Chris Penning
Women	Game 2 SCR	215	Kristina Baker	203	Karen Burns-Lane	203	Steffany Brown
Men	Game 3 SCR	248	Curtis Roberson	247	James Cleveland Jr.	244	Jim Greener
						244	Ken Bishop
Women	Game 3 SCR	233	Steffany Brown	224	Kecia Andries	210	Trisha Burns
Men	Game 1 HDCP	296	Chris Andries	284	Matt Hertel	275	Ken Bishop
Women	Game 1 HDCP	249	Mecca Halbert	245	Cyndi Dyche	245	Steffany Brown
Men	Game 2 HDCP	297	Mike Martin	285	Cody Stafford	272	Donnie Burns
Women	Game 2 HDCP	251	Rochelle Greener	246	Karen Burns-Lane	238	Kristina Baker
Men	Game 3 HDCP	280	Alonso Perez	278	Bryan Harrison	273	Ken Bishop
Women	Game 3 HDCP	263	Shawna Werner	255	Kecia Andries	252	Steffany Brown

Season High Scores

<u>Team Scratch Game</u>		<u>Team Scratch Series</u>		<u>Team Handicap Game</u>		<u>Team Handicap Series</u>	
940	Deuces For Life	2681	Deuces For Life	1043	Charlie's Chargers	2951	Double Trouble
940	Charlie's Chargers	2603	MOJO	1038	Odd Balls	2894	Charlie's Chargers
932	MOJO	2585	Charlie's Chargers	1022	Fantastic Four	2888	Odd Balls
913	Odd Balls	2517	Split Happens	1021	Split Happens	2867	Deuces For Life
910	Phuket	2513	Double Trouble	1020	Double Trouble	2859	Split Happens
906	Split Happens	2513	Odd Balls	1019	Better Chance	2821	Gutter Chaos
896	The Complete Backyard	2497	Pop and Prodigies	1016	The Complete Backyard	2812	Pop and Prodigies
891	Better Chance	2484	Phuket	1005	MOJO	2810	Miller Time
890	Fantastic Four	2422	Better Chance	999	Miller Time	2784	Bar Association
874	Double Trouble	2414	Miller Time	996	Deuces For Life	2783	MOJO
870	Stealth Strikers	2391	The Complete Backyard	995	Stealth Strikers	2779	Better Chance
870	Miller Time	2389	Stealth Strikers	989	Phuket	2776	Talent To Spare

<u>Team Scratch Game</u>		<u>Team Scratch Series</u>		<u>Team Handicap Game</u>		<u>Team Handicap Series</u>	
868	Pop and Prodigies	2377	No Chance	982	Talent To Spare	2769	Nothing Special
852	No Chance	2368	Gutter Chaos	982	No Chance	2766	Here 4 Fun
825	Gutter Chaos	2318	Fantastic Four	978	Bar Association	2764	Stealth Strikers
792	Bowl-a-Holics	2208	Bowl-a-Holics	976	Gutter Chaos	2764	Phuket
784	Here 4 Fun	2178	Here 4 Fun	975	3 Lefts Makes a Right	2749	No Chance
766	Benchwarmers	2164	Talent To Spare	974	Here 4 Fun	2748	Bowl-a-Holics
763	Give Me A Break	2152	Benchwarmers	974	Give Me A Break	2745	Fantastic Four
750	Talent To Spare	2116	Give Me A Break	973	Pop and Prodigies	2741	Give Me A Break
728	3 Lefts Makes a Right	2052	Malfunction	972	Bowl-a-Holics	2727	Malfunction
722	Malfunction	1958	3 Lefts Makes a Right	971	Back Again	2727	The Complete Bac
705	Bar Association	1947	Bar Association	969	Nothing Special	2693	Benchwarmers
687	Nothing Special	1893	Nothing Special	964	Benchwarmers	2681	3 Lefts Makes a Ri
680	Back Again	1781	Miller Ranch Hands	941	Malfunction	2660	Miller Ranch Hand
<u>Scratch Game</u>		<u>Scratch Series</u>		<u>Handicap Game</u>		<u>Handicap Series</u>	
Men	300 Bill Lane	783	Jim Greener	328	Chris Hamilton	849	Earl Pruett
	300 Dave Schiell	777	Ben Ross	327	Bill Lane	816	Dale Farris
	300 Ben Ross	771	Trey Castor	323	Noah Hudson	813	Kevin Bankston
	297 Chris Hamilton	769	Joshua Gibbs	322	Dale Farris	813	Ben Ross
	289 Andrew Brimberry	768	Earl Pruett	313	Earl Pruett	810	Jim Greener
	288 Dale Farris	758	Dave Schiell	312	James Cleveland Jr.	810	Greg Case
	288 Chris Penning	755	Greg Case	310	Dave Schiell	807	Mike Martin
	287 Noah Hudson	753	Kevin Bankston	309	Ben Ross	801	Trey Castor
	286 Kevin Bankston	739	Craig Schiell	306	Tyson Akers	793	Larry Story
	286 Earl Pruett	738	Skip Sand	305	Morgan Halbert	793	Matt Hertel
	279 Marshall McNeese	735	Chris Penning	304	Casey Morris	791	Patrick Childers
	279 Donald Smallwood	729	Andrew Brimberry	303	Marshall McNeese	788	Dave Schiell
	279 Joseph Rodriguez	722	Joseph Rodriguez	302	David Willis	788	Will Foldi
	279 Joshua Gibbs	716	Joshua Rodriguez	302	Chris Penning	787	Joshua Carson
	279 Greg Case	714	Dale Farris	301	Kevin Bankston	785	Tyson Akers
	279 Patrick Childers	712	Don Lovas	301	Patrick Childers	785	Nicholas Ditto
	278 James Cleveland Jr.	710	Mike Martin	300	Mike Martin	784	Dorian Villegas
	278 Trey Castor	707	Patrick Childers	297	Joseph Rodriguez	784	Morgan Halbert
	276 Shawn Bailey	705	Scott Jones	297	Greg Case	780	Curtis Roberson
	269 Mike Martin	702	James Cleveland Jr.	296	Richard Turk	778	Don Lovas
	269 Jim Greener	702	Curtis Roberson	296	Curtis Roberson	777	Chris Penning
	269 Don Lovas	702	Donald Smallwood	296	Chris Andries	776	Don Dickerson
	269 Tyson Akers	699	Marshall McNeese	296	Joshua Carson	774	James Cleveland Jr.
	269 Skip Sand	697	Larry Story	295	Andrew Brimberry	774	Scott Jones
	268 David Willis	697	Dorian Villegas	294	Donald Smallwood	774	Rick Gustafson
	268 Chris Andries			294	Larry Story		
	268 Anthony Young						

Season High Scores - Continued

Women	268 Steffany Brown	689 Steffany Brown	288 Amanda Akers	754 Shannon Jones
	259 Cyndi Dyche	670 Kristina Baker	288 Steffany Brown	745 Kristina Baker
	247 Karen Burns-Lane	649 Cyndi Dyche	285 Lindsey Halbert	743 Steffany Brown
	246 Trisha Burns	649 Shannon Jones	283 Karen Burns-Lane	742 Tracy Head
	243 Kristina Baker	637 Trisha Burns	280 Cyndi Dyche	740 Karen Burns-Lane
	242 Amanda Akers	632 Kecia Andries	279 Trisha Burns	740 Amanda Akers
	238 Shannon Jones	612 Theresa Bankston	276 Kay Foster	738 Morgan Morris
	232 Theresa Bankston	602 Karen Burns-Lane	274 Shawna Werner	735 Angel PinaHardin
	231 Kecia Andries	602 Amanda Akers	274 Lee Ann Sifford	733 Trisha Burns
	224 Tracy Head	598 Tracy Head	273 Shannon Jones	732 Rochelle Greener
	222 Kay Foster	564 Angel PinaHardin	273 Morgan Morris	732 Lindsey Halbert
	211 Shawna Werner	540 Michelle Marlin	272 Tracy Head	726 Shawna Werner
	211 Lindsey Halbert	537 Shawna Werner	272 Kristina Baker	723 Michelle Marlin
	203 Angel PinaHardin	532 Kay Foster	270 Theresa Bankston	723 Theresa Bankston
	202 Lee Ann Sifford	508 Natalie Griffith	266 Rochelle Greener	721 Natalie Griffith
	198 Michelle Marlin	507 Lindsey Halbert	265 Kimberly Terry	715 Kay Foster
	197 Kimberly Terry	502 Mary Hannah Pruett	264 Kecia Andries	715 Lee Ann Sifford
	196 Mary Hannah Pruett	499 Lee Ann Sifford	264 Mary Hannah Pruett	712 Debbie Pruett
	188 Natalie Griffith	492 Kimberly Terry	259 Michelle Marlin	706 Cyndi Dyche
	187 Morgan Morris	486 Rochelle Greener	259 Natalie Griffith	706 Mary Hannah Pruett
	184 Rochelle Greener	485 Kim Burns	258 Angel PinaHardin	705 Kecia Andries
	171 Kim Burns	465 Morgan Morris	258 Mecca Halbert	701 Kim Burns
	168 Sandra Jones	451 Payton Shlemon	255 Sandra Jones	696 Kimberly Terry
	165 Payton Shlemon	448 Debbie Pruett	243 Kasey Campbell	690 Kasey Campbell
	161 Mecca Halbert	423 Kasey Campbell	243 Debbie Pruett	683 Sandra Jones
			243 Kim Burns	

Season Game Over Average Game - Avg=Difference

Men	297 - 185=112	Chris Hamilton
	300 - 190=110	Bill Lane
	287 - 180=107	Noah Hudson
	288 - 182=106	Dale Farris
	278 - 182=96	James Cleveland Jr.
	286 - 190=96	Earl Pruett
	300 - 208=92	Dave Schiell
	235 - 143=92	Casey Morris
	269 - 178=91	Tyson Akers
	300 - 209=91	Ben Ross
	264 - 174=90	Morgan Halbert
	279 - 193=86	Marshall McNeese
	268 - 182=86	David Willis
	256 - 171=85	Mike Martin
	225 - 141=84	Richard Turk
	288 - 204=84	Chris Penning
	231 - 147=84	Joshua Carson
	279 - 195=84	Patrick Childers
	193 - 110=83	Brian Terry
	286 - 203=83	Kevin Bankston
	267 - 187=80	Curtis Roberson
	268 - 188=80	Chris Andries
	279 - 199=80	Greg Case
	211 - 131=80	Nicholas Ditto
	256 - 177=79	Larry Story
	279 - 200=79	Joseph Rodriguez

Women

242 - 168=74	Amanda Akers
211 - 137=74	Lindsey Halbert
267 - 196=71	Steffany Brown
247 - 180=67	Karen Burns-Lane
222 - 159=63	Kay Foster
259 - 196=63	Cyndi Dyche
245 - 182=63	Trisha Burns
187 - 124=63	Morgan Morris
202 - 140=62	Lee Ann Sifford

Season Series over Average Series - Avg=Difference

768 - 570=198	Earl Pruett
714 - 546=168	Dale Farris
675 - 513=162	Mike Martin
753 - 591=162	Kevin Bankston
738 - 579=159	Greg Case
777 - 618=159	Ben Ross
783 - 630=153	Jim Greener
545 - 393=152	Nicholas Ditto
592 - 441=151	Joshua Carson
626 - 477=149	Will Foldi
679 - 531=148	Larry Story
661 - 513=148	Matt Hertel
771 - 624=147	Trey Castor
474 - 330=144	Brian Terry
456 - 312=144	Shannon Williams
707 - 564=143	Patrick Childers
659 - 519=140	Tyson Akers
652 - 513=139	Morgan Halbert
608 - 471=137	Don Dickerson
697 - 561=136	Dorian Villegas
564 - 429=135	Casey Morris
758 - 624=134	Dave Schiell
632 - 501=131	Bryan Harrison
702 - 573=129	Curtis Roberson
654 - 525=129	Rick Gustafson

465 - 354=111	Morgan Morris
649 - 543=106	Shannon Jones
486 - 384=102	Rochelle Greener
598 - 498=100	Tracy Head
507 - 408=99	Lindsey Halbert
602 - 504=98	Karen Burns-Lane
602 - 504=98	Amanda Akers
564 - 468=96	Angel PinaHardin
670 - 576=94	Kristina Baker

Season Game Over Average

Game - Avg=Difference

211 - 150=61	Shawna Werner
224 - 166=58	Tracy Head
238 - 181=57	Shannon Jones
184 - 128=56	Rochelle Greener
243 - 187=56	Kristina Baker
230 - 175=55	Theresa Bankston
197 - 144=53	Kimberly Terry
196 - 144=52	Mary Hannah Pruett
161 - 112=49	Mecca Halbert
231 - 183=48	Kecia Andries
188 - 141=47	Natalie Griffith
198 - 152=46	Michelle Marlin
168 - 123=45	Sandra Jones
203 - 158=45	Angel PinaHardin
154 - 121=33	Kasey Campbell
155 - 122=33	Debbie Pruett

Season Series over Average

Series - Avg=Difference

689 - 600=89	Steffany Brown
537 - 450=87	Shawna Werner
631 - 546=85	Trisha Burns
508 - 423=85	Natalie Griffith
540 - 456=84	Michelle Marlin
448 - 366=82	Debbie Pruett
499 - 420=79	Lee Ann Sifford
612 - 534=78	Theresa Bankston
532 - 456=76	Kay Foster
502 - 432=70	Mary Hannah Pruett
485 - 420=65	Kim Burns
423 - 363=60	Kasey Campbell
492 - 432=60	Kimberly Terry
609 - 552=57	Kecia Andries
649 - 594=55	Cyndi Dyche
419 - 366=53	Sandra Jones

Individual High Averages

Men			Women		
221.06	Joshua Gibbs		199.03	Steffany Brown	
217.64	Andrew Brimberry		196.56	Cyndi Dyche	
214.37	Skip Sand		195.14	Kristina Baker	
212.24	Jim Greener		187.34	Trisha Burns	
210.67	Joseph Rodriguez		185.83	Kecia Andries	
210.40	Chris Penning		182.67	Shannon Jones	
210.15	Ben Ross		178.74	Theresa Bankston	
208.61	Trey Castor		175.88	Amanda Akers	
207.93	Craig Schiell		173.11	Karen Burns-Lane	
205.77	Joshua Rodriguez		167.31	Tracy Head	
204.87	Kevin Bankston		158.74	Angel PinaHardin	
202.78	Don Lovas		154.58	Michelle Marlin	
200.95	Patrick Childers		154.54	Kay Foster	
199.47	Greg Case		146.32	Shawna Werner	
199.23	James Cleveland Jr.		145.35	Kimberly Terry	
198.64	Allan Werner		142.74	Mary Hannah Pruett	
197.68	Bill Lane		142.65	Natalie Griffith	
197.13	Curtis Roberson		141.93	Lee Ann Sifford	
196.24	Charlie Richardson III		140.68	Lindsey Halbert	
196.00	Donald Smallwood		130.51	Rochelle Greener	
194.22	Ronnie Burns		122.78	Sandra Jones	
194.09	Anthony Young		122.42	Debbie Pruett	
193.68	Jesse Castor		121.56	Kasey Campbell	
193.22	Dorian Villegas		121.00	Morgan Morris	
192.90	Denis Muilenburg		114.58	Mecca Halbert	

Most Improved Average

Men				Women					
106	to	130.85	= +24.85	Nick Redman	181	to	195.14	= +14.14	Kristina Baker
171	to	192.91	= +21.91	Mike Martin	104	to	114.58	= +10.58	Mecca Halbert
178	to	199.23	= +21.23	James Cleveland Jr.	141	to	150.33	= +9.33	Payton Shlemon
160	to	180.22	= +20.22	Noah Hudson	159	to	167.31	= +8.31	Tracy Head
131	to	151.21	= +20.21	Nicholas Ditto	151	to	158.74	= +7.74	Angel PinaHardin
96	to	113.25	= +17.25	Shannon Williams	191	to	196.56	= +5.56	Cyndi Dyche
177	to	192.59	= +15.59	Larry Story	182	to	187.34	= +5.34	Trisha Burns
171	to	185.47	= +14.47	Chris Adkins	175	to	178.74	= +3.74	Theresa Bankston
200	to	214.37	= +14.37	Skip Sand	127	to	130.51	= +3.51	Rochelle Greener
163	to	176.41	= +13.41	Michael Keisling	141	to	142.65	= +1.65	Natalie Griffith

Most Un-Improved Averages

Men				Women					
209	to	190.33	= -18.67	John Hooks	168	to	154.58	= -13.42	Michelle Marlin
231	to	217.64	= -13.36	Andrew Brimberry	135	to	122.78	= -12.22	Sandra Jones
225	to	212.24	= -12.76	Jim Greener	196	to	185.83	= -10.17	Kecia Andries
188	to	175.35	= -12.65	Gary Hill	186	to	175.88	= -10.12	Amanda Akers
201	to	189.78	= -11.22	Earl Pruett	129	to	121.56	= -7.44	Kasey Campbell

Most Improved average

205	to	194.09	=	-10.91	Anthony Young
211	to	200.79	=	-10.21	Kevin Brown
166	to	156.03	=	-9.97	Paul Montana
134	to	125.02	=	-8.98	Brian Terry
214	to	205.77	=	-8.23	Joshua Rodriguez

Most Improved average

180	to	173.11	=	-6.89	Karen Burns-Lane
159	to	154.54	=	-4.46	Kay Foster
135	to	131.00	=	-4.00	Stephanie Bryce
203	to	199.03	=	-3.97	Steffany Brown
150	to	146.32	=	-3.68	Shawna Werner

Team Rosters

<u>Name</u>	<u>Book</u>	<u>Avg</u>	<u>Avg HDCP</u>	<u>Pins</u>	<u>Gms</u>	<u>High Sers</u>	<u>High Game</u>	<u>HDCP Sers</u>	<u>HDCP Game</u>	<u>Last Wk Won</u>	<u>Points Won</u>	
1 - Malfunction Lane 13 HDCP=222 Avg=633												
Brandon Campbell		164	170	45	13281	78	594	211	744	261	3.0	41.0
Kasey Campbell		129	121	89	8023	66	423	154	690	243	1.0	32.0
Rochelle Greener		127	130	81	9397	72	486	184	732	266	2.0	39.0
Jim Greener		225	212	7	16555	78	783	269	810	277	1.0	33.0
2 - Deuces For Life Lane 18 HDCP=38 Avg=835												
Dave Schiell		—	215	4	5823	27	758	300	788	310	2.0	16.0
Donald Smallwood		203	196	21	12740	65	702	279	756	294		25.0
Andrew Brimberry		231	217	2	12188	56	729	289	750	295		29.0
Craig Schiell		212	207	11	15595	75	739	257	745	267		35.0
Shawn Bailey		205	bk205	13	633	3	633	276	672	289		1.0
James Cleveland Jr.		—	199	18	13149	66	702	278	774	312	2.0	40.0
3 - Stealth Strikers Lane 8 HDCP=131 Avg=732												
Mike Stanley		173	177	38	9757	55	646	247	766	287	1.0	24.0
Larry Knutson		—	159	54	1436	9	514	199	676	253		3.0
Marshall McNeese		193	204	14	6740	33	699	279	771	303		19.0
Denis Muilenburg		197	192	25	15046	78	649	252	709	273	2.0	35.0
John Hooks		209	bk209	9	1142	6	635	246	662	255		2.0
Bryan Harrison		171	169	45	6629	39	632	235	773	279	3.0	19.0
4 - 3 Lefts Makes a Right Lane 21 HDCP=241 Avg=611												
Natalie Griffith		141	142	70	8987	63	508	188	721	259	2.0	32.0
Michael Griffith		122	122	88	7320	60	425	170	692	259		29.0
Monty Gordon		171	166	48	12484	75	577	211	733	263	2.0	41.0
David Willis		183	181	35	12496	69	635	268	738	302	2.0	27.0
5 - Fantastic Four Lane 16 HDCP=155 Avg=706												
Lee Ann Sifford		145	141	71	7664	54	499	202	715	274		21.0
Chris Penning		204	210	9	13676	65	735	288	777	302	2.0	36.0
Cody Stafford		183	186	30	10640	57	660	254	759	285	2.0	31.0
David Black		—	169	45	12042	71	581	227	722	276		35.0
6 - Double Trouble Lane 3 HDCP=125 Avg=740												
Kay Foster		159	154	59	12054	78	532	222	715	276	3.0	43.0
Mike Martin		—	192	25	6366	33	710	269	807	300	3.0	19.0
Larry Story		177	192	25	14444	75	697	256	793	294	1.0	39.0
Don Lovas		201	202	16	15817	78	712	269	778	291	2.0	42.0
7 - Bar Association Lane 6 HDCP=273 Avg=576												
Alonso Perez		—	121	89	9124	75	463	190	733	280	2.0	40.0
Nick Redman		—	130	81	8636	66	474	200	734	284	2.0	41.0
Joshua Carson		163	163	51	12773	78	629	237	787	296	1.0	40.0
Gary Mulloy		161	162	52	12202	75	588	234	744	286	2.0	35.0
Richard Bianco		—	118	91	1780	15	421	169	637	241		3.0

Name	Book Avg	Avg HDCP	Pins	Gms	High Sers	High Game	HDCP Sers	HDCP Game	Last Wk Won	Points Won
8 - Talent To Spare Lane 25 HDCP=220 Avg=633										
Sandra Jones	135	122	88	7735	63	419	168	683		24.0
Paul Montana	166	156	57	12170	78	563	213	740	1.0	33.0
Dalton Alexander	—	166	48	9493	57	596	241	734	2.0	26.0
Ken Bishop	194	189	27	10807	57	675	246	764	2.0	34.0
Tom Crane	152	149	63	4472	30	524	185	728		16.0
Roland Griffin	190	bk190	27	593	3	593	222	674		2.0
9 - No Chance Lane 5 HDCP=130 Avg=733										
Tracy Head	159	167	47	12046	72	598	224	742	1.0	36.0
Chris Andries	185	189	27	13658	72	675	268	764	2.0	36.0
Kecia Andries	196	185	31	11150	60	632	231	705	2.0	28.0
Donnie Burns	189	192	25	13635	71	647	253	710	1.0	32.0
10 - Better Chance Lane 2 HDCP=114 Avg=751										
Karen Burns-Lane	180	173	42	10906	63	602	247	740	3.0	37.0
Trisha Burns	182	187	29	11615	62	637	246	733	1.0	32.0
Bill Lane	196	197	20	14233	72	676	300	753	2.0	35.0
Ronnie Burns	192	194	23	13401	69	689	255	764		33.0
Kristina Baker	181	195	22	9952	51	670	243	745	3.0	27.0
11 - Gutter Chaos Lane 10 HDCP=142 Avg=720										
Matt Hertel	182	176	39	13230	75	661	244	793	2.0	34.0
Ryan Adkins	188	188	28	11872	63	656	245	752	1.0	33.0
Scott Adkins	176	171	44	12834	75	586	215	724	1.0	34.0
Chris Adkins	171	185	31	9459	51	654	246	771		26.0
Josh D. Holland	171	178	37	3220	18	633	221	768		9.0
12 - Charlie's Chargers Lane 23 HDCP=90 Avg=778										
Theresa Bankston	175	178	37	12333	69	612	232	723	2.0	35.0
Patrick Childers	195	200	18	15674	78	707	279	791	2.0	47.0
Charlie Richardson III	199	196	21	12952	66	657	265	747	1.0	34.0
Kevin Bankston	200	204	14	15980	78	753	286	813		33.0
13 - Miller Time Lane 11 HDCP=139 Avg=723										
Greg Case	193	199	18	14362	72	755	279	810	1.0	28.0
Bobby Hall	161	164	50	11828	72	581	217	761	1.0	42.0
Chris Hamilton	189	185	31	14462	78	655	297	736		40.0
Gary Hill	188	175	40	13151	75	656	247	740	1.0	33.0
Stephanie Bryce	135	bk135	76	786	6	412	147	640		2.0
14 - Phuket Lane 24 HDCP=93 Avg=775										
Shannon Jones	184	182	34	12604	69	649	238	754		30.0
Jesse Castor	187	193	24	14526	75	648	244	729	2.0	37.0
Scott Jones	—	192	25	12697	66	705	257	774	1.0	29.0
Trey Castor	213	208	10	15646	75	771	278	801	2.0	33.0
15 - Nothing Special Lane 9 HDCP=264 Avg=585										
Angel PinaHardin	151	158	55	9048	57	564	203	735		31.0
Keith Galloway	134	143	69	9017	63	520	211	745		28.0
Doug Williams	144	140	72	5479	39	470	184	681		20.0
Richard Turk	—	144	68	10815	75	518	225	734	2.0	42.0
Shannon Williams	—	113	96	6795	60	456	174	768	2.0	30.0

Name	Book Avg	Avg HDCP	Pins	Gms	High Sers	High Game	HDCP Sers	HDCP Game	Last Wk Won	Points Won	
16 - Bowl-a-Holics Lane 1 HDCP=181 Avg=677											
Shawna Werner	150	146	66	10974	75	537	211	726	274	1.0	31.0
VACANT	—	140	72	0	0	0	0				
Allan Werner	201	198	19	14898	75	689	259	734	274	2.0	36.0
Dorian Villegas	196	193	24	12173	63	697	263	784	292	1.0	26.0
17 - The Complete Backyard Lane 12 HDCP=112 Avg=754											
Tyson Akers	172	174	41	13602	78	659	269	785	306	1.0	32.0
Amanda Akers	186	175	40	13191	75	602	242	740	288	1.0	38.0
Jesse Callan	198	191	26	14384	75	659	256	731	280	1.0	41.0
Skip Sand	200	214	5	13505	63	738	269	753	276	2.0	35.0
18 - MOJO Lane 19 HDCP=65 Avg=807											
Dustin Walters	193	191	26	5169	27	651	266	735	290		15.0
Steffany Brown	203	199	18	15524	78	689	268	743	288	3.0	40.0
Cyndi Dyché	191	196	21	12973	66	649	259	706	280	2.0	32.0
Joshua Gibbs	211	221	0	17243	78	769	279	769	279	1.0	37.0
Kevin Brown	211	200	18	4819	24	660	242	723	267		12.0
19 - Pop and Prodigies Lane 20 HDCP=101 Avg=766											
Walter Rodriguez	160	172	43	12961	75	603	224	738	274	1.0	44.0
Jordan Rodriguez	171	179	36	13480	75	639	246	741	280	1.0	33.0
Joseph Rodriguez	214	210	9	15800	75	722	279	752	297	1.0	43.0
Joshua Rodriguez	214	205	13	15433	75	716	258	758	272		36.0
Payton Shlemon	141	bk141	71	451	3	451	165	664	236		2.0
20 - Split Happens Lane 26 HDCP=104 Avg=762											
Michael Keisling	—	176	39	11643	66	621	232	747	273	1.0	42.0
Logan Rau	181	187	29	13491	72	661	246	772	287	2.0	39.0
Derek Hanrahan	190	189	27	14750	78	687	247	771	275	1.0	39.0
Ben Ross	205	210	9	15761	75	777	300	813	309	1.0	33.0
21 - Miller Ranch Hands Lane 14 HDCP=294 Avg=552											
VACANT	—	140	72	0	0	0	0				
Kimberly Terry	148	145	67	11337	78	492	197	696	265	1.0	40.0
Mary Hannah Pruett	142	142	70	8136	57	502	196	706	264	2.0	27.0
Brian Terry	—	125	85	8251	66	478	193	771	292		29.0
Denna Branson	119	118	91	1783	15	396	147	666	237		6.0
22 - Here 4 Fun Lane 4 HDCP=189 Avg=669											
Will Foldi	159	163	51	10794	66	626	237	788	291		24.0
Michelle Marlin	168	154	59	6956	45	540	198	723	259	1.0	25.0
Rick Gustafson	182	180	36	11384	63	654	246	774	286	1.0	33.0
Kerry Freeman	171	172	43	11395	66	582	227	730	275		29.0
Kim Burns	142	139	72	4190	30	485	171	701	243	1.0	15.0
23 - Give Me A Break Lane 15 HDCP=228 Avg=625											
Debbie Pruett	122	122	88	6733	55	448	155	712	243		25.0
Lindsey Halbert	142	140	72	9988	71	507	211	732	285	1.0	35.0
Morgan Halbert	172	174	41	13089	75	652	264	784	305		34.0
Earl Pruett	201	189	27	6832	36	768	286	849	313		11.0
Bill Pruett	180	178	37	6945	39	625	226	745	269	2.0	19.0

Name	Book Avg	Avg HDCP	Pins Gms	High Sers	High Game	HDCP Sers	HDCP Game	Last Wk Won	Points Won		
24 - Back Again Lane 22 HDCP=287 Avg=560											
Mecca Halbert	104	114	95	7448	65	391	161	679	258	2.0	35.0
Morgan Morris	122	121	89	8712	72	465	187	738	273	1.0	32.0
Noah Hudson	160	180	36	14057	78	662	287	767	323	1.0	38.0
Casey Morris	152	145	67	9606	66	564	235	771	304	3.0	29.0

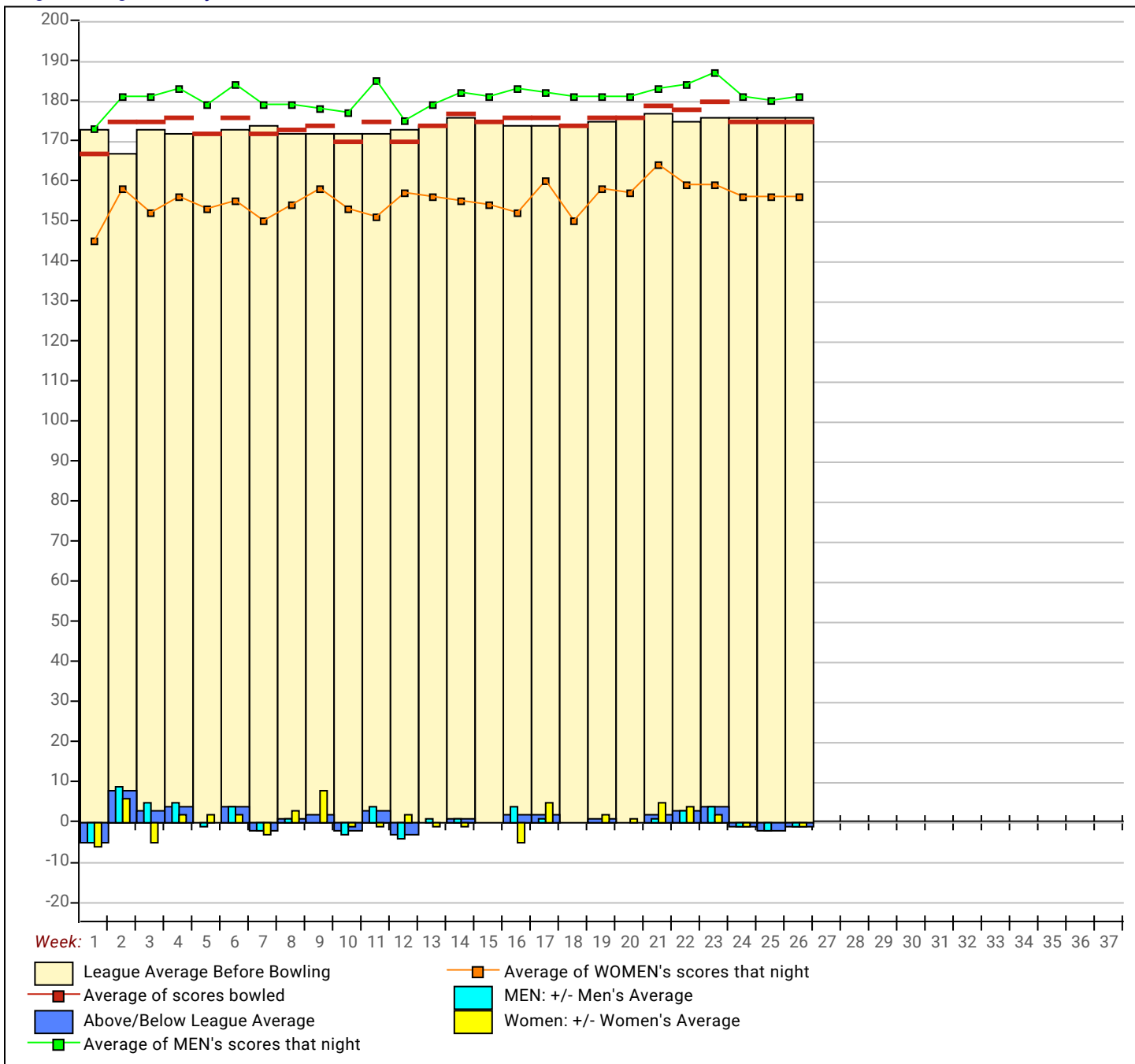
25 - Odd Balls Lane 7 HDCP=103 Avg=763											
Don Dickerson	—	188	28	14735	78	679	256	776	291	2.0	46.0
Tyler Sims	182	186	30	12838	69	643	246	733	275	1.0	29.0
Curtis Roberson	190	197	20	13405	68	702	267	780	296	3.0	37.0
Dale Farris	184	192	25	13098	68	714	288	816	322		36.0

26 - Benchwarmers Lane 17 HDCP=166 Avg=694											
Samuel Francis	147	148	64	8444	57	556	227	751	290		25.0
Nicholas Ditto	131	151	62	7258	48	545	211	785	291		23.0
Anthony Young	205	194	23	13392	69	668	268	719	289		31.0
Jay Rux	202	201	17	5451	27	643	247	691	263	1.0	10.0

Temporary Substitutes

Name	Avg HDCP	Pins Gms	High Game	High Sers	HDCP Game	HDCP Sers	-1-	-2-	-3-	Total	HDCP Total
Fred Arnold	130	81	5763	44	187	488	270	737		0	0
Darrian R. Banks	bk194	23	546	3	193	546	216	615		0	0
Mike Czulno	168	46	5066	30	220	562	265	709		0	0
Gerald Miller	140	72	5489	39	176	463	251	685		0	0
Susan Pogue	bk118	91	749	6	141	385	232	658		0	0
Paige Story	133	78	3607	27	175	462	259	720		0	0
Dennis Vineyard	bk189	27	640	3	247	640	274	721		0	0
Joseph Waldinger	bk150	63	1070	6	207	536	270	725		0	0
Kasie Webb	170	45	2049	12	208	535	254	670		0	0

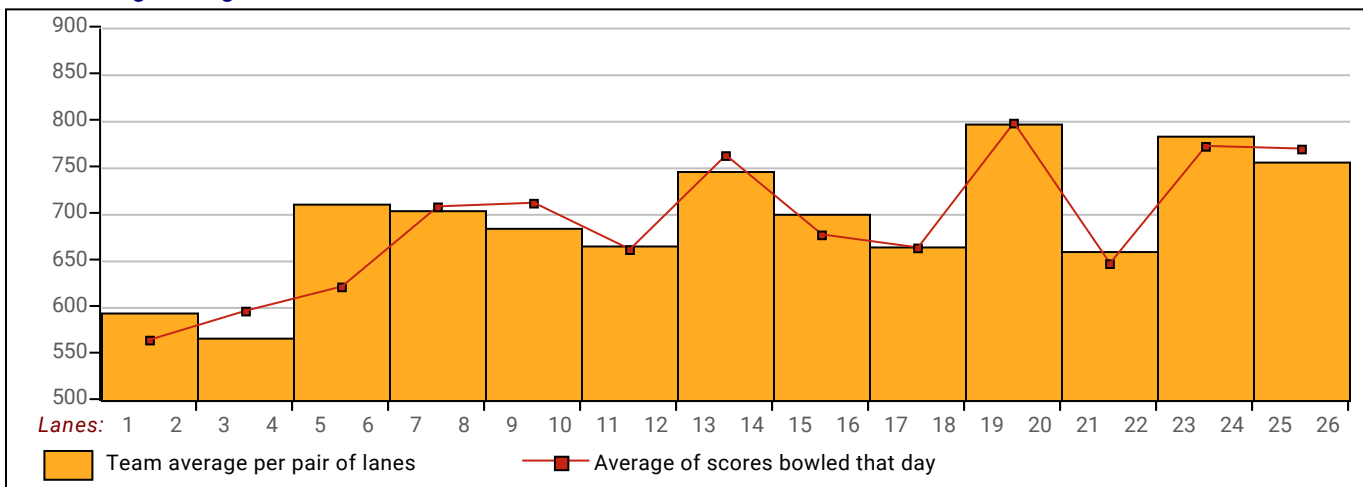
League Average Week-by-Week



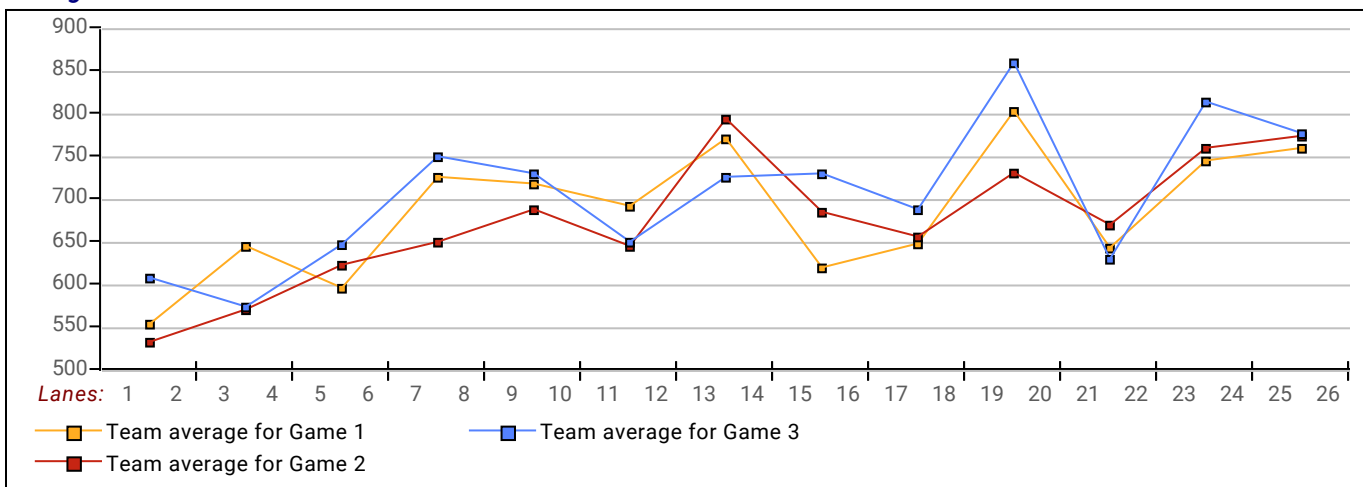
This Week's Statistics

	<u>Over All</u>	<u>Men</u>	<u>Women</u>
How many people bowled	93	70	23
Number of games bowled	278	209	69
Actual average of week's scores	175.12	181.28	156.46
How many games above average	130	94	36
How many games below average	144	111	33
Pins above/below average per game	-0.65	-0.78	-0.28
How many people raised average by this amount	42 0.74	31 0.80	11 0.57
How many people went down by this amount	51 -0.63	39 -0.63	12 -0.60
League average before bowling	176.35	182.65	157.16
League average after bowling	176.34	182.65	157.12
Change in league average	-0.01	0.00	-0.04
800s	--	--	--
775s	--	--	--
750s	--	--	--
725s	--	--	--
700s	1	1	--
675s	2	2	--
650s	7	6	1
625s	4	3	1
600s	7	7	--
575s	10	7	3
550s	7	7	--
525s	14	13	1
500s	7	6	1
475s	5	3	2
450s	10	8	2
425s	5	1	4
400s	5	2	3
below 400	9	4	5
300s	--	--	--
275s	--	--	--
250s	3	3	--
225s	24	22	2
200s	46	36	10
175s	69	62	7
150s	64	47	17
125s	47	27	20
100s	22	11	11
below 100	3	1	2

Team Average vs Avg of Scores



Average of Scores for Each Game



Amount Over/Under Team Average

