

Thursday 7:15 pm

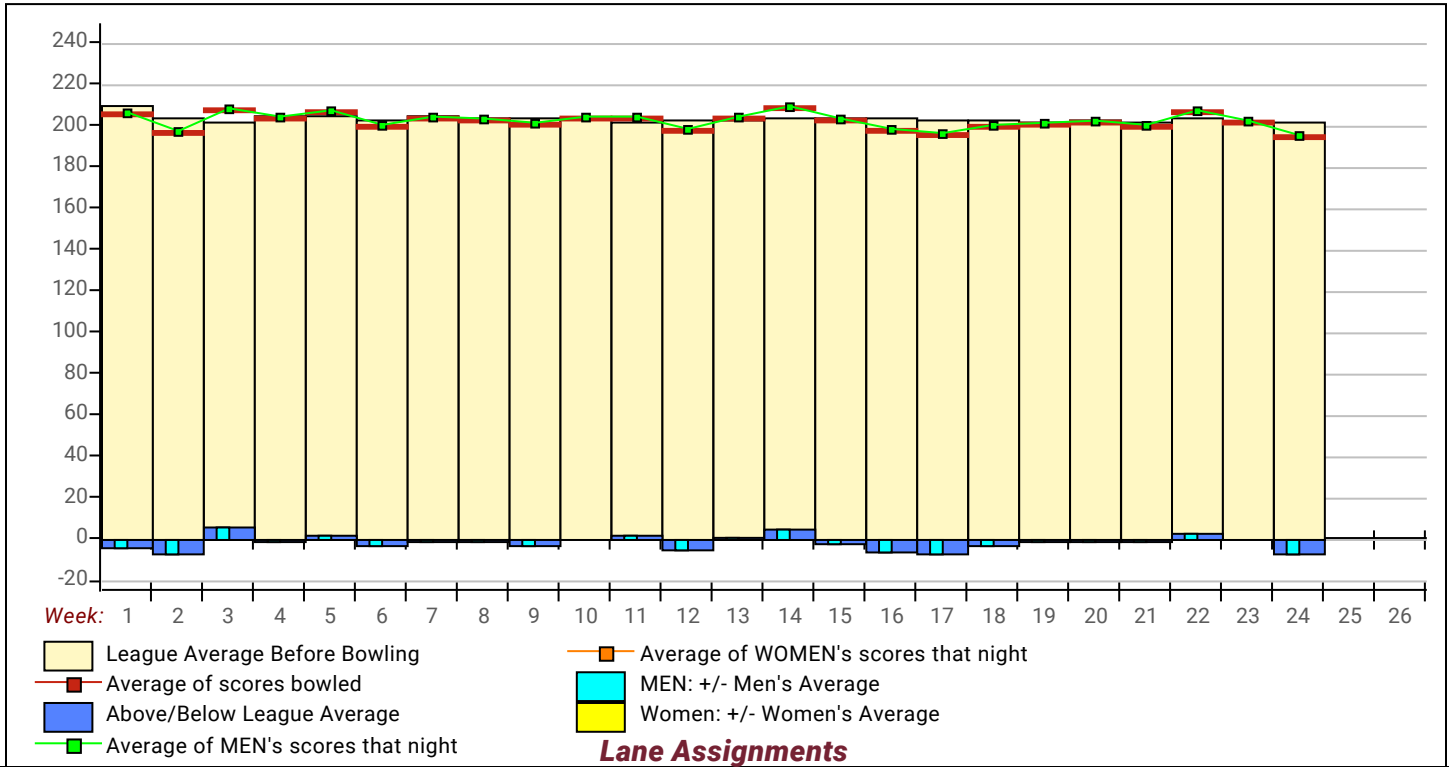
Rolling Meadow Lanes

Lanes 1 - 24

USBC Certification: Lane Certification: 10189

President: Tim Sitek (814)868-1067
 Vice President: John Ferretti (814)866-8124
 Secretary/Treasurer: John Mackowski (814)882-8500

League Average Week-by-Week



Lane Assignments

Today [1-2](#) [3-4](#) [5-6](#) [7-8](#) [9-10](#) [11-12](#) [13-14](#) [15-16](#) [17-18](#) [19-20](#) [21-22](#) [23-24](#)
 Next Week Position Round- Start Lane - 1

Team Standings

| Place | Lane | # | Team Name | Points Won | Points Lost | Team Avg | HDCP | Pins + HDCP | Scratch Pins | High Scratch 10 | High Scratch 30 | High HDCP 10 | High HDCP 30 |
|-------|------|----|-----------------------|------------|-------------|----------|------|-------------|--------------|-----------------|-----------------|--------------|--------------|
| 1 | 3 | 3 | Injured Reserve | 65½ | 30½ | 619 | 63 | 49457 | 44603 | 767 | 2088 | 862 | 2301 |
| 2 | 9 | 9 | Spray & Pray | 63 | 33 | 624 | 59 | 48845 | 45044 | 735 | 2059 | 790 | 2245 |
| 3 | 6 | 6 | Next Level Pro Shop | 61 | 35 | 652 | 34 | 48911 | 46613 | 739 | 2068 | 775 | 2176 |
| 4 | 10 | 10 | Shim Wreckers | 58½ | 37½ | 638 | 46 | 49570 | 46003 | 753 | 2036 | 792 | 2279 |
| 5 | 15 | 15 | Black Monk | 57 | 39 | 603 | 78 | 48627 | 43131 | 697 | 1957 | 775 | 2203 |
| 6 | 19 | 19 | Tuesday's Associates | 56½ | 39½ | 616 | 66 | 49095 | 44439 | 715 | 2039 | 779 | 2255 |
| 7 | 2 | 2 | Rolling Meadow Lanes | 55½ | 40½ | 610 | 72 | 48991 | 43963 | 705 | 2012 | 777 | 2240 |
| 8 | 8 | 8 | Munson Rubber Company | 51 | 45 | 632 | 52 | 48396 | 45300 | 761 | 2109 | 815 | 2238 |
| 9 | 13 | 13 | Cars R Us | 50½ | 45½ | 626 | 57 | 48681 | 44319 | 715 | 1976 | 773 | 2192 |
| 10 | 18 | 18 | Inky and the Brain | 48 | 48 | 538 | 136 | 48706 | 38698 | 657 | 1774 | 798 | 2188 |
| 11 | 16 | 16 | Phoenix House | 47½ | 48½ | 576 | 102 | 48684 | 41505 | 742 | 1991 | 847 | 2306 |
| 12 | 21 | 21 | Loose Change | 47 | 49 | 653 | 33 | 49152 | 46947 | 802 | 2140 | 824 | 2230 |
| 13 | 23 | 23 | Team 23 | 46½ | 49½ | 564 | 113 | 47906 | 40106 | 681 | 1850 | 800 | 2171 |
| 14 | 4 | 4 | Superior Dent | 45½ | 50½ | 645 | 40 | 48770 | 46043 | 763 | 2221 | 800 | 2275 |
| 15 | 1 | 1 | Montgomery Painting | 45½ | 50½ | 596 | 84 | 48609 | 42876 | 725 | 1857 | 810 | 2112 |
| 16 | 7 | 7 | Friendly Fingers | 42 | 54 | 660 | 27 | 48640 | 47386 | 772 | 2139 | 791 | 2217 |
| 17 | 5 | 5 | Cardboard Hobby | 42 | 54 | 632 | 52 | 41146 | 38104 | 725 | 2020 | 785 | 2203 |
| 18 | 22 | 22 | Average Joe B's | 41 | 55 | 616 | 66 | 47699 | 44411 | 719 | 2072 | 770 | 2225 |

| Place | Lane | # | Team Name | Points | Points | Team | | Pins + | Scratch | High Scratch | | High HDCP | |
|-------|------|----|---------------------|--------|--------|------|------|--------|---------|--------------|------|-----------|------|
| | | | | Won | Lost | Avg | HDCP | HDCP | Pins | 10 | 30 | 10 | 30 |
| 19 | 20 | 20 | Sani-Air | 40 ½ | 55 ½ | 582 | 97 | 46343 | 40226 | 682 | 1903 | 763 | 2209 |
| 20 | 12 | 12 | Montgomery Marine | 40 | 56 | 583 | 96 | 47949 | 42174 | 748 | 1970 | 816 | 2198 |
| 21 | 24 | 24 | Team 24 | 39 ½ | 56 ½ | 510 | 162 | 48384 | 36720 | 510 | 1530 | 672 | 2016 |
| 22 | 11 | 11 | Ricardo's | 39 | 57 | 569 | 108 | 48353 | 40889 | 669 | 1868 | 776 | 2207 |
| 23 | 14 | 14 | Vandelay Industries | 38 | 58 | 564 | 113 | 48490 | 41806 | 671 | 1926 | 766 | 2203 |
| 24 | 17 | 17 | Pin Killers | 31 ½ | 64 ½ | 529 | 144 | 47754 | 38127 | 733 | 1967 | 871 | 2381 |

Season High Scores

| Team Scratch Game | | | Team Scratch Series | | | Team Handicap Game | | | Team Handicap Series | | |
|-------------------|-------------------|--|---------------------|-----------------------|--|--------------------|---------------------|--|----------------------|--------------------|--|
| 802 | Loose Change | | 2221 | Superior Dent | | 871 | Pin Killers | | 2306 | Phoenix House | |
| 772 | Friendly Fingers | | 2109 | Munson Rubber Company | | 862 | Injured Reserve | | 2279 | Shim Wreckers | |
| 748 | Montgomery Marine | | 2072 | Average Joe B's | | 810 | Montgomery Painting | | 2255 | Tuesday's Associat | |
| Scratch Series | | | Scratch Game | | | Handicap Series | | | Handicap Game | | |
| 830 | Dominic Ferretti | | 300 | Rodrick Baird | | 834 | Lawrence Roudybush | | 324 | Paul Kelley | |
| 793 | Hayden Stippich | | 300 | Michael Machuga | | 825 | Tracy Kelley | | 313 | David Reese | |
| 785 | David Fetzner | | 300 | Willaim Gdaniec | | 812 | Julio Quiles | | 310 | Robert Bigler Jr | |
| | | | 300 | Killian Kilpatrick | | | | | | | |

Last Week's Top Scores

| Team Scratch Game | | | Team Scratch Series | | | Team Handicap Game | | | Team Handicap Series | | |
|-------------------|----------------------|--|---------------------|------------------|--|--------------------|----------------------|--|----------------------|--------------------|--|
| 743 | Shim Wreckers | | 1995 | Shim Wreckers | | 791 | Shim Wreckers | | 2139 | Shim Wreckers | |
| 705 | Rolling Meadow Lanes | | 1905 | Friendly Fingers | | 777 | Rolling Meadow Lanes | | 2083 | Montgomery Painti | |
| 697 | Superior Dent | | 1884 | Superior Dent | | 747 | Sani-Air | | 2083 | Inky and the Brain | |
| Scratch Game | | | Scratch Series | | | Handicap Game | | | Handicap Series | | |
| 289 | Patrick Rougeux | | 720 | Patrick Rougeux | | 292 | Patrick Rougeux | | 729 | Patrick Rougeux | |
| 278 | Dominic Ferretti | | 708 | Curtis Prue | | 286 | Dominic Ferretti | | 726 | Curtis Prue | |
| 277 | Curtis Prue | | 696 | Jack Martz II | | 283 | Curtis Prue | | 723 | Jack Martz II | |

Team Rosters

| Name | Pins | Gms | True Average | | | | Total | ---Average Change--- | | | High Game | High Sers | | |
|---------------------------------|---------|---------|--------------|------|------|------|-------|----------------------|-----|-----------|-----------|-----------|-----|-----|
| | | | Average | -1- | -2- | -3- | | New | Old | ----> +/- | | | | |
| 1 - Montgomery Painting | HDCP=84 | Avg=596 | | | | | | | | | | | | |
| Robert Montgomery | 9234 | 49 | 188.45 | 228 | 159 | 184 | 571 | 188.45 | - | 188.33 | = | 0.12 | 245 | 646 |
| Jere Umpleby | 14523 | 72 | 201.71 | 168 | 247 | 175 | 590 | 201.71 | - | 201.93 | = | -0.22 | 257 | 681 |
| Richard Ferretti | 14344 | 69 | 207.88 | 216 | 228 | 226 | 670 | 207.88 | - | 207.18 | = | 0.70 | 279 | 720 |
| 2 - Rolling Meadow Lanes | HDCP=72 | Avg=610 | | | | | | | | | | | | |
| John Ulrich | 12861 | 66 | 194.86 | 225 | 169 | 198 | 592 | 194.86 | - | 194.75 | = | 0.12 | 278 | 704 |
| Justin Friend | 14446 | 72 | 200.64 | 235 | 182 | 164 | 581 | 200.64 | - | 200.94 | = | -0.30 | 278 | 712 |
| Alexander Ulrich | 14946 | 69 | 216.61 | 245 | 207 | 177 | 629 | 216.61 | - | 216.92 | = | -0.32 | 269 | 743 |
| 3 - Injured Reserve | HDCP=63 | Avg=619 | | | | | | | | | | | | |
| Lawrence Roudybush | 13948 | 72 | 193.72 | 197 | 192 | 212 | 601 | 193.72 | - | 193.43 | = | 0.29 | 278 | 753 |
| Matthew Hinterberger | 14237 | 66 | 215.71 | 270 | 190 | 144 | 604 | 215.71 | - | 216.40 | = | -0.68 | 278 | 723 |
| Nathaniel Bent | 15203 | 72 | 211.15 | 168 | 194 | 208 | 570 | 211.15 | - | 212.07 | = | -0.92 | 279 | 750 |
| 4 - Superior Dent | HDCP=40 | Avg=645 | | | | | | | | | | | | |
| Eric Burger | 15163 | 72 | 210.60 | 212 | 187 | 235 | 634 | 210.60 | - | 210.57 | = | 0.03 | 290 | 759 |
| Austin Shady | 14216 | 66 | 215.39 | a205 | a205 | a205 | 615 | 215.39 | - | 215.39 | = | 0.00 | 279 | 761 |
| Michael Shady | 12578 | 57 | 220.67 | 164 | 214 | 257 | 635 | 220.67 | - | 221.17 | = | -0.50 | 267 | 738 |
| 5 - Cardboard Hobby | HDCP=52 | Avg=632 | | | | | | | | | | | | |
| David Marnella | 9403 | 48 | 195.90 | 191 | 189 | 203 | 583 | 195.90 | - | 196.00 | = | -0.10 | 264 | 653 |
| Heather Lyon | 8887 | 42 | 211.60 | 249 | 173 | 191 | 613 | 211.60 | - | 212.15 | = | -0.56 | 299 | 762 |
| Paul Marnella | 13599 | 60 | 226.65 | 226 | 245 | 214 | 685 | 226.65 | - | 226.56 | = | 0.09 | 279 | 770 |

| Name | Pins Gms | | True | -1- | -2- | -3- | Total | ---Average Change--- | | | High Game | High Sers | |
|--|----------|----|---------|------|------|------|-------|----------------------|----------|--------|-----------|-----------|-----|
| | | | Average | | | | | New - Old | ---> +/- | | | | |
| 6 - Next Level Pro Shop HDCP=34 Avg=652 | | | | | | | | | | | | | |
| Keith Malone | 13376 | 63 | 212.32 | 190 | 196 | 172 | 558 | 212.32 | - | 213.63 | = -1.32 | 279 | 732 |
| Cary Orlando | 14335 | 69 | 207.75 | 225 | 213 | 193 | 631 | 207.75 | - | 207.64 | = 0.12 | 278 | 749 |
| Michael Machuga | 13987 | 60 | 233.12 | a223 | a223 | a223 | 669 | 233.12 | - | 233.12 | = 0.00 | 300 | 815 |
| 7 - Friendly Fingers HDCP=27 Avg=660 | | | | | | | | | | | | | |
| Haley Youker | 11211 | 54 | 207.61 | a197 | a197 | a197 | 591 | 207.61 | - | 207.61 | = 0.00 | 269 | 688 |
| Killian Kilpatrick | 14602 | 66 | 221.24 | a211 | a211 | a211 | 633 | 221.24 | - | 221.24 | = 0.00 | 300 | 753 |
| Hayden Stippich | 14673 | 63 | 232.90 | 236 | 236 | 209 | 681 | 232.90 | - | 233.20 | = -0.30 | 299 | 793 |
| 8 - Munson Rubber Company HDCP=52 Avg=632 | | | | | | | | | | | | | |
| Jack Martz II | 14185 | 67 | 211.72 | 223 | 218 | 255 | 696 | 211.72 | - | 210.77 | = 0.95 | 289 | 718 |
| Matthew Ballard | 14375 | 69 | 208.33 | 204 | 149 | 182 | 535 | 208.33 | - | 209.70 | = -1.36 | 279 | 739 |
| Randall Prue | 14729 | 69 | 213.46 | 200 | 159 | 176 | 535 | 213.46 | - | 215.06 | = -1.60 | 265 | 715 |
| 9 - Spray & Pray HDCP=59 Avg=624 | | | | | | | | | | | | | |
| Gary Montgomery | 13437 | 69 | 194.74 | 153 | 179 | 222 | 554 | 194.74 | - | 195.20 | = -0.46 | 244 | 669 |
| Willaim Gdaniec | 15263 | 72 | 211.99 | 180 | 180 | 210 | 570 | 211.99 | - | 212.94 | = -0.96 | 300 | 778 |
| David Fetzner | 15145 | 69 | 219.49 | 235 | 226 | 205 | 666 | 219.49 | - | 219.38 | = 0.11 | 269 | 785 |
| 10 - Shim Wreckers HDCP=46 Avg=638 | | | | | | | | | | | | | |
| Christopher Jannazzo | 12171 | 57 | 213.53 | 202 | 230 | 204 | 636 | 213.53 | - | 213.61 | = -0.08 | 275 | 720 |
| Britney Holben | 12669 | 60 | 211.15 | 193 | 236 | 222 | 651 | 211.15 | - | 210.84 | = 0.31 | 267 | 722 |
| Curtis Prue | 14805 | 69 | 214.57 | 215 | 277 | 216 | 708 | 214.57 | - | 213.59 | = 0.97 | 278 | 760 |
| 11 - Ricardo's HDCP=108 Avg=569 | | | | | | | | | | | | | |
| David Robson | 11356 | 66 | 172.06 | 158 | 183 | 153 | 494 | 172.06 | - | 172.41 | = -0.35 | 224 | 585 |
| Timothy Sitek | 12424 | 66 | 188.24 | 166 | 164 | 190 | 520 | 188.24 | - | 188.95 | = -0.71 | 256 | 661 |
| John Mackowski | 14442 | 69 | 209.30 | 182 | 209 | 212 | 603 | 209.30 | - | 209.68 | = -0.38 | 279 | 715 |
| 12 - Montgomery Marine HDCP=96 Avg=583 | | | | | | | | | | | | | |
| James Manno | 12284 | 66 | 186.12 | 176 | 180 | 191 | 547 | 186.12 | - | 186.30 | = -0.18 | 268 | 677 |
| John Montgomery | 12693 | 66 | 192.32 | 140 | 172 | 128 | 440 | 192.32 | - | 194.49 | = -2.17 | 267 | 716 |
| Elijah Woodard | 13533 | 66 | 205.05 | 213 | 189 | 167 | 569 | 205.05 | - | 205.78 | = -0.73 | 267 | 721 |
| 13 - Cars R Us HDCP=57 Avg=626 | | | | | | | | | | | | | |
| Daniel Newcomer | 14066 | 69 | 203.86 | 181 | 203 | 175 | 559 | 203.86 | - | 204.65 | = -0.80 | 268 | 703 |
| Paul Petruso | 14822 | 69 | 214.81 | 234 | 222 | 166 | 622 | 214.81 | - | 215.15 | = -0.34 | 278 | 729 |
| Ryan Lariccia | 209 | 1 | 209.00 | a199 | a199 | a199 | 597 | 209.00 | - | 209.00 | = 0.00 | 209 | 209 |
| 14 - Vandelay Industries HDCP=113 Avg=564 | | | | | | | | | | | | | |
| Richard Burgess | 9909 | 57 | 173.84 | a163 | a163 | a163 | 489 | 173.84 | - | 173.84 | = 0.00 | 236 | 590 |
| Douglas Klick | 7378 | 38 | 194.16 | 214 | 182 | 190 | 586 | 194.16 | - | 194.06 | = 0.10 | 256 | 669 |
| Larry Klick | 8906 | 45 | 197.91 | | | | 0 | 197.91 | - | 197.91 | = 0.00 | 258 | 647 |
| Ross Caruana Jr | 13290 | 63 | 210.95 | 211 | 172 | 177 | 560 | 210.95 | - | 212.17 | = -1.21 | 279 | 749 |
| 15 - Black Monk HDCP=78 Avg=603 | | | | | | | | | | | | | |
| Ryan Rougeux | 12970 | 64 | 202.66 | 193 | 145 | 225 | 563 | 202.66 | - | 203.39 | = -0.74 | 279 | 742 |
| David Johnson | 11055 | 60 | 184.25 | a174 | a174 | a174 | 522 | 184.25 | - | 184.25 | = 0.00 | 245 | 628 |
| Patrick Rougeux | 13048 | 60 | 217.47 | 244 | 289 | 187 | 720 | 217.47 | - | 216.28 | = 1.19 | 289 | 738 |
| 16 - Phoenix House HDCP=102 Avg=576 | | | | | | | | | | | | | |
| Dominic Ferretti | 15170 | 72 | 210.69 | 278 | 158 | 153 | 589 | 210.69 | - | 211.32 | = -0.62 | 299 | 830 |
| John Leone | 12978 | 69 | 188.09 | 159 | 208 | 143 | 510 | 188.09 | - | 188.91 | = -0.82 | 256 | 668 |
| Brandon Owen | 12829 | 72 | 178.18 | 160 | 177 | 224 | 561 | 178.18 | - | 177.80 | = 0.38 | 249 | 589 |

| Name | Pins Gms | | True | -1- | -2- | -3- | Total | ---Average Change--- | | | High Game | High Sers |
|--|----------|----|---------|------|------|------|-------|----------------------|-----------|---------|-----------|-----------|
| | | | Average | | | | | New - Old | ----> +/- | | | |
| 17 - Pin Killers HDCP=144 Avg=529 | | | | | | | | | | | | |
| Jason Parrett | 12395 | 72 | 172.15 | 190 | 159 | 220 | 569 | 172.15 | - 171.39 | = 0.76 | 249 | 616 |
| Tracy Kelley | 12291 | 72 | 170.71 | 167 | 213 | 159 | 539 | 170.71 | - 170.32 | = 0.39 | 235 | 696 |
| Paul Kelley | 12938 | 69 | 187.51 | 144 | 184 | 202 | 530 | 187.51 | - 188.00 | = -0.49 | 287 | 713 |
| 18 - Inky and the Brain HDCP=136 Avg=538 | | | | | | | | | | | | |
| Robert Bigler Jr | 12029 | 69 | 174.33 | 168 | 167 | 188 | 523 | 174.33 | - 174.33 | = 0.00 | 266 | 610 |
| Julio Quiles | 12061 | 69 | 174.80 | 192 | 192 | 170 | 554 | 174.80 | - 174.35 | = 0.45 | 253 | 686 |
| Michael Dunkle | 12580 | 66 | 190.61 | 165 | 200 | 233 | 598 | 190.61 | - 190.19 | = 0.42 | 253 | 647 |
| 19 - Tuesday's Associates HDCP=66 Avg=616 | | | | | | | | | | | | |
| Mitchell Lemponen | 15492 | 72 | 215.17 | 196 | 275 | 204 | 675 | 215.17 | - 214.74 | = 0.43 | 277 | 739 |
| Jennifer Lemponen | 13846 | 72 | 192.31 | 171 | 187 | 125 | 483 | 192.31 | - 193.67 | = -1.36 | 248 | 646 |
| Michael Lemponen | 15101 | 72 | 209.74 | 202 | 180 | 186 | 568 | 209.74 | - 210.62 | = -0.89 | 269 | 734 |
| 20 - Sani-Air HDCP=97 Avg=582 | | | | | | | | | | | | |
| Joshua Beerbower | 11767 | 57 | 206.44 | 170 | 217 | 212 | 599 | 206.44 | - 206.81 | = -0.38 | 267 | 718 |
| Jeffrey Beerbower | 10380 | 63 | 164.76 | 153 | 204 | 130 | 487 | 164.76 | - 164.88 | = -0.12 | 239 | 586 |
| Seth Beerbower | 13364 | 63 | 212.13 | 233 | 228 | 215 | 676 | 212.13 | - 211.47 | = 0.66 | 279 | 729 |
| 21 - Loose Change HDCP=33 Avg=653 | | | | | | | | | | | | |
| Rodrick Baird | 15574 | 69 | 225.71 | 254 | 186 | 191 | 631 | 225.71 | - 226.41 | = -0.70 | 300 | 771 |
| Kurtis Baird | 14538 | 69 | 210.70 | 162 | 237 | 224 | 623 | 210.70 | - 210.83 | = -0.14 | 269 | 720 |
| Brandon Wachob | 13129 | 60 | 218.82 | a208 | a208 | a208 | 624 | 218.82 | - 218.82 | = 0.00 | 269 | 770 |
| 22 - Average Joe B's HDCP=66 Avg=616 | | | | | | | | | | | | |
| Devon Swatt | 11611 | 57 | 203.70 | 151 | 167 | 162 | 480 | 203.70 | - 206.13 | = -2.43 | 251 | 701 |
| Steven Reinhardt | 12626 | 63 | 200.41 | 258 | 197 | 211 | 666 | 200.41 | - 199.33 | = 1.08 | 267 | 702 |
| Jeffrey Stoll | 11537 | 54 | 213.65 | 203 | 156 | 188 | 547 | 213.65 | - 215.49 | = -1.84 | 289 | 753 |
| 23 - Team 23 HDCP=113 Avg=564 | | | | | | | | | | | | |
| Gary Miller | 11524 | 66 | 174.61 | 162 | 130 | 141 | 433 | 174.61 | - 176.05 | = -1.44 | 234 | 578 |
| David Reese | 12970 | 66 | 196.52 | 151 | 175 | 167 | 493 | 196.52 | - 198.05 | = -1.53 | 290 | 708 |
| David Mackowski Jr. | 5247 | 27 | 194.33 | a184 | a184 | a184 | 552 | 194.33 | - 194.33 | = 0.00 | 251 | 672 |
| Andrew Mackowski | 1647 | 9 | 183.00 | | | | 0 | 183.00 | - 183.00 | = 0.00 | 232 | 587 |
| 24 - Team 24 HDCP=162 Avg=510 | | | | | | | | | | | | |
| VACANT | 0 | 0 | | v170 | v170 | v170 | 510 | | - 0.00 | = 0.00 | 0 | 0 |
| VACANT | 0 | 0 | | v170 | v170 | v170 | 510 | | - 0.00 | = 0.00 | 0 | 0 |
| VACANT | 0 | 0 | | v170 | v170 | v170 | 510 | | - 0.00 | = 0.00 | 0 | 0 |

Temporary Substitutes

| Name | Pins Gms | | True | -1- | -2- | -3- | Total | ---Average Change--- | | | High Game | High Sers |
|-------------------|----------|---|---------|-----|-----|-----|-------|----------------------|-----------|--------|-----------|-----------|
| | | | Average | | | | | New - Old | ----> +/- | | | |
| Nicholas Archacki | 0 | 0 | | | | | 0 | | - 0.00 | = 0.00 | 0 | 0 |
| Thomas Archacki | 652 | 3 | 217.33 | | | | 0 | 217.33 | - 217.33 | = 0.00 | 267 | 652 |
| Ryan Avione | 0 | 0 | | | | | 0 | | - 0.00 | = 0.00 | 0 | 0 |
| Andrew Barnes | 1215 | 6 | 202.50 | | | | 0 | 202.50 | - 202.50 | = 0.00 | 243 | 678 |
| Tyler Barnes | 1377 | 6 | 229.50 | | | | 0 | 229.50 | - 229.50 | = 0.00 | 267 | 713 |
| James Bick | 0 | 0 | | | | | 0 | | - 0.00 | = 0.00 | 0 | 0 |
| Joseph Bohrer III | 0 | 0 | | | | | 0 | | - 0.00 | = 0.00 | 0 | 0 |
| Kyle Bohrer | 0 | 0 | | | | | 0 | | - 0.00 | = 0.00 | 0 | 0 |
| Derek Clement | 0 | 0 | | | | | 0 | | - 0.00 | = 0.00 | 0 | 0 |
| Ken Coburn | 503 | 3 | 167.67 | | | | 0 | 167.67 | - 167.67 | = 0.00 | 170 | 503 |
| Savannah Custard | 0 | 0 | | | | | 0 | | - 0.00 | = 0.00 | 0 | 0 |
| Devon Docichow | 0 | 0 | | | | | 0 | | - 0.00 | = 0.00 | 0 | 0 |

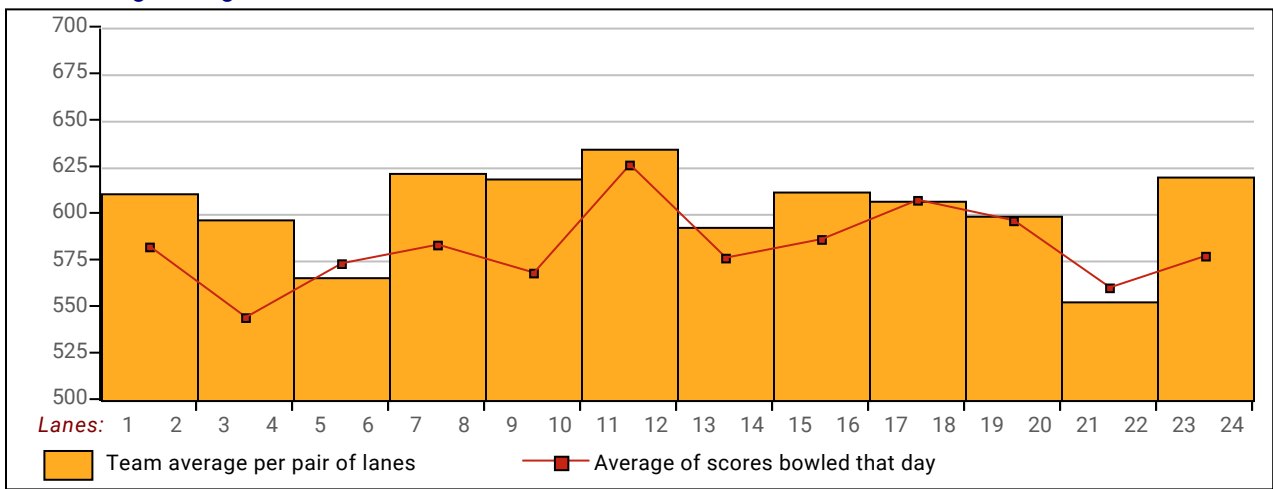
| Name | Pins Gms | | True | -1- | -2- | -3- | Total | ---Average Change--- | | | High | High | | |
|----------------------|----------|----|---------|-----|-----|-----|-------|----------------------|------|----------|------|------|-----|-----|
| | | | Average | | | | | New | Old | ---> +/- | Game | Sers | | |
| Joshua Dodson | 1985 | 9 | 220.56 | | | | 0 | 220.56 | - | 220.56 | = | 0.00 | 278 | 719 |
| Craig Dombrowski | 0 | 0 | | | | | 0 | - | 0.00 | = | 0.00 | | 0 | 0 |
| David Dombrowski | 0 | 0 | | | | | 0 | - | 0.00 | = | 0.00 | | 0 | 0 |
| James Dombrowski | 0 | 0 | | | | | 0 | - | 0.00 | = | 0.00 | | 0 | 0 |
| John Dombrowski | 0 | 0 | | | | | 0 | - | 0.00 | = | 0.00 | | 0 | 0 |
| Daniel Dougan | 0 | 0 | | | | | 0 | - | 0.00 | = | 0.00 | | 0 | 0 |
| Michael Dunkle | 0 | 0 | | | | | 0 | - | 0.00 | = | 0.00 | | 0 | 0 |
| Anthony Ferretti | 2958 | 15 | 197.20 | | | | 0 | 197.20 | - | 197.20 | = | 0.00 | 267 | 694 |
| John Ferretti | 0 | 0 | | | | | 0 | - | 0.00 | = | 0.00 | | 0 | 0 |
| John Fink | 0 | 0 | | | | | 0 | - | 0.00 | = | 0.00 | | 0 | 0 |
| Daniel Francis | 0 | 0 | | | | | 0 | - | 0.00 | = | 0.00 | | 0 | 0 |
| Marty Gallagher | 0 | 0 | | | | | 0 | - | 0.00 | = | 0.00 | | 0 | 0 |
| Cameron Grooms | 0 | 0 | | | | | 0 | - | 0.00 | = | 0.00 | | 0 | 0 |
| Jonah Hawley | 0 | 0 | | | | | 0 | - | 0.00 | = | 0.00 | | 0 | 0 |
| Jeff Herbe | 0 | 0 | | | | | 0 | - | 0.00 | = | 0.00 | | 0 | 0 |
| Sean Hoffman | 0 | 0 | | | | | 0 | - | 0.00 | = | 0.00 | | 0 | 0 |
| Nicholas Jares | 0 | 0 | | | | | 0 | - | 0.00 | = | 0.00 | | 0 | 0 |
| Mathew Kacprowicz | 0 | 0 | | | | | 0 | - | 0.00 | = | 0.00 | | 0 | 0 |
| Richard Kanline III | 0 | 0 | | | | | 0 | - | 0.00 | = | 0.00 | | 0 | 0 |
| Jon Karickhoff | 0 | 0 | | | | | 0 | - | 0.00 | = | 0.00 | | 0 | 0 |
| Nicholas Kightlinger | 0 | 0 | | | | | 0 | - | 0.00 | = | 0.00 | | 0 | 0 |
| Jarrold Kilpatrick | 0 | 0 | | | | | 0 | - | 0.00 | = | 0.00 | | 0 | 0 |
| Darren Kretz | 623 | 3 | 207.67 | | | | 0 | 207.67 | - | 207.67 | = | 0.00 | 245 | 623 |
| Darren Kretz | 0 | 0 | | | | | 0 | - | 0.00 | = | 0.00 | | 0 | 0 |
| James Kyle III | 0 | 0 | | | | | 0 | - | 0.00 | = | 0.00 | | 0 | 0 |
| Louis LaFuria | 644 | 3 | 214.67 | | | | 0 | 214.67 | - | 214.67 | = | 0.00 | 258 | 644 |
| Melissa Leuschen | 0 | 0 | | | | | 0 | - | 0.00 | = | 0.00 | | 0 | 0 |
| Gerald Little | 0 | 0 | | | | | 0 | - | 0.00 | = | 0.00 | | 0 | 0 |
| Kyle Little | 1237 | 6 | 206.17 | | | | 0 | 206.17 | - | 206.17 | = | 0.00 | 289 | 735 |
| Keith Mackowski | 0 | 0 | | | | | 0 | - | 0.00 | = | 0.00 | | 0 | 0 |
| Robert Matlock Jr | 0 | 0 | | | | | 0 | - | 0.00 | = | 0.00 | | 0 | 0 |
| Ryan Matlock | 0 | 0 | | | | | 0 | - | 0.00 | = | 0.00 | | 0 | 0 |
| Morgan Migliaccio | 0 | 0 | | | | | 0 | - | 0.00 | = | 0.00 | | 0 | 0 |
| Gary Montgomery | 0 | 0 | | | | | 0 | - | 0.00 | = | 0.00 | | 0 | 0 |
| Pierce Murdock | 530 | 3 | 176.67 | | | | 0 | 176.67 | - | 176.67 | = | 0.00 | 194 | 530 |
| Alfred Naylor | 0 | 0 | | | | | 0 | - | 0.00 | = | 0.00 | | 0 | 0 |
| Erik Niedzweicki | 0 | 0 | | | | | 0 | - | 0.00 | = | 0.00 | | 0 | 0 |
| William O'Brien III | 0 | 0 | | | | | 0 | - | 0.00 | = | 0.00 | | 0 | 0 |
| Ryan Park | 0 | 0 | | | | | 0 | - | 0.00 | = | 0.00 | | 0 | 0 |
| Shawn Park | 0 | 0 | | | | | 0 | - | 0.00 | = | 0.00 | | 0 | 0 |
| Brenda Parrett | 0 | 0 | | | | | 0 | - | 0.00 | = | 0.00 | | 0 | 0 |
| Alan Prue | 0 | 0 | | | | | 0 | - | 0.00 | = | 0.00 | | 0 | 0 |
| Jeffrey Prue | 2491 | 12 | 207.58 | | | | 0 | 207.58 | - | 207.58 | = | 0.00 | 256 | 674 |
| Corey Rapela | 0 | 0 | | | | | 0 | - | 0.00 | = | 0.00 | | 0 | 0 |
| Joseph Raucci | 0 | 0 | | | | | 0 | - | 0.00 | = | 0.00 | | 0 | 0 |
| Sawyer Reed | 0 | 0 | | | | | 0 | - | 0.00 | = | 0.00 | | 0 | 0 |
| Phil Rice | 0 | 0 | | | | | 0 | - | 0.00 | = | 0.00 | | 0 | 0 |
| Charles Richey | 0 | 0 | | | | | 0 | - | 0.00 | = | 0.00 | | 0 | 0 |
| Nathan Ross | 625 | 3 | 208.33 | | | | 0 | 208.33 | - | 208.33 | = | 0.00 | 224 | 625 |
| Carrie Shady | 3378 | 18 | 187.67 | | | | 0 | 187.67 | - | 187.67 | = | 0.00 | 238 | 597 |
| Charles Shaffer | 3862 | 21 | 183.90 | | | | 0 | 183.90 | - | 183.90 | = | 0.00 | 227 | 597 |
| Taylor Shea | 0 | 0 | | | | | 0 | - | 0.00 | = | 0.00 | | 0 | 0 |

| Name | Pins Gms | | True | -1- | -2- | -3- | Total | ---Average Change--- | | | High | High | | |
|-------------------|----------|----|---------|-----|-----|-----|-------|----------------------|----------|--------|------|------|-----|-----|
| | | | Average | | | | | New - Old | ---> +/- | Game | Sers | | | |
| Roger Snyder | 0 | 0 | | | | | 0 | - | 0.00 | = | 0.00 | 0 | 0 | |
| Gus Sundquist | 0 | 0 | | | | | 0 | - | 0.00 | = | 0.00 | 0 | 0 | |
| Michael Sundquist | 0 | 0 | | | | | 0 | - | 0.00 | = | 0.00 | 0 | 0 | |
| Heath Sweat | 590 | 3 | 196.67 | | | | 0 | 196.67 | - | 196.67 | = | 0.00 | 218 | 590 |
| Kylle Twaroski | 0 | 0 | | | | | 0 | - | 0.00 | = | 0.00 | 0 | 0 | |
| David Warren | 0 | 0 | | | | | 0 | - | 0.00 | = | 0.00 | 0 | 0 | |
| John Wedzikowski | 0 | 0 | | | | | 0 | - | 0.00 | = | 0.00 | 0 | 0 | |
| Richard Wolfe | 0 | 0 | | | | | 0 | - | 0.00 | = | 0.00 | 0 | 0 | |
| Lee Woodard | 3109 | 15 | 207.27 | | | | 0 | 207.27 | - | 207.27 | = | 0.00 | 248 | 709 |
| Andrew Yingling | 0 | 0 | | | | | 0 | - | 0.00 | = | 0.00 | 0 | 0 | |

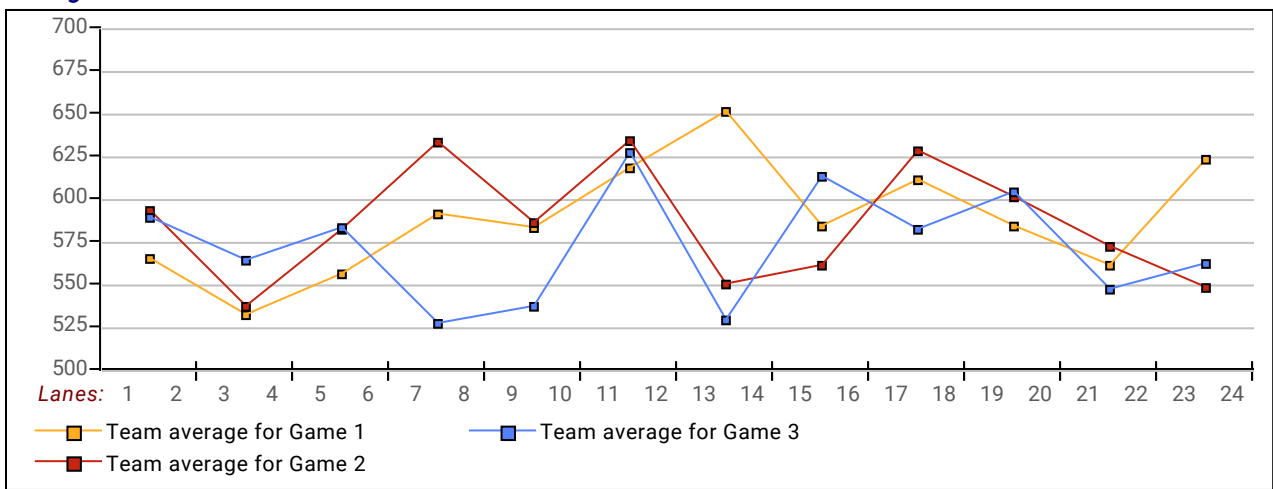
This Week's Statistics

| | Men |
|-----------------------------------|------------|
| How many people bowled | 60 |
| Number of games bowled | 180 |
| Actual average of week's scores | 194.98 |
| How many games above average | 69 |
| How many games below average | 108 |
| Pins above/below average per game | -6.86 |
| How many people raised average | 21 |
| by this amount | 0.46 |
| How many people went down | 38 |
| by this amount | -0.79 |
| League average before bowling | 202.31 |
| League average after bowling | 201.97 |
| Change in league average | -0.34 |
| 800s | -- |
| 775s | -- |
| 750s | -- |
| 725s | -- |
| 700s | 2 |
| 675s | 5 |
| 650s | 4 |
| 625s | 6 |
| 600s | 6 |
| 575s | 8 |
| 550s | 13 |
| 525s | 6 |
| 500s | 3 |
| 475s | 5 |
| 450s | -- |
| 425s | 2 |
| 400s | -- |
| below 400 | -- |
| 300s | -- |
| 275s | 4 |
| 250s | 5 |
| 225s | 25 |
| 200s | 44 |
| 175s | 51 |
| 150s | 40 |
| 125s | 11 |
| 100s | -- |
| below 100 | -- |

Team Average vs Avg of Scores



Average of Scores for Each Game



Amount Over/Under Team Average

