

Thursday 6:30 pm

Winnetka Bowl

Lanes 15 - 32

***** Have FUN! No points awarded this week! *****

USBC Certification: 455281 Lane Certification: 8846

President: Larry Manlapit

Secretary/Treasurer: Jesse Gutierrez

Team Standings

Place	Lane	#	Team Name	Points Won	Points Lost	Pins + HDCP	HDCP Game	HDCP Sers	Team Avg
1	20	6	"E-Riderz"	64	28	81711	1404	3826	1032
2	17	3	The A-Team	60	32	81932	1401	3886	1077
3	15	1	Team 1	54	38	81015	1307	3763	981
4	27	13	One Inaro	53	39	81496	1388	3823	946
5	30	16	Rice & Bean	53	39	81254	1312	3805	908
6	18	4	That's My Teammate	52½	39½	81832	1344	3807	1002
7	23	9	At Wits End	49	43	81619	1343	3694	937
8	28	14	"About Time"	49	43	81396	1303	3762	945
9	29	15	Samson Knights	48	44	80739	1337	3741	940
10	32	18	PAACS	45	47	81268	1322	3784	962
11	21	7	Team Secretary	45	47	81258	1331	3841	1008
12	31	17	Beginners	43	49	80757	1299	3722	941
13	22	8	You Ken Do It	43	49	80452	1365	3711	937
14	16	2	Aces & Queen	39	53	80533	1347	3763	812
15	25	11	Mahalo	34½	57½	79975	1276	3713	816
16	19	5	The Redeem Team	33½	58½	80639	1332	3736	902
17	24	10	Way Too Drunk!!	33	59	80239	1296	3740	947
18	26	12	U Killin Me Larry	29½	62½	80449	1353	3764	931

Review of Last Week's Bowling.....

Lanes	Team Name	HDCP -1-	HDCP -2-	HDCP -3-	HDCP Total	Last Wk WON	Team Name	HDCP -1-	HDCP -2-	HDCP -3-	HDCP Total	Last Wk WON	
15-16	"E-Riderz"	1121	1101	1167	3389	1	<--->	The A-Team	1178	1246	1072	3496	3
17-18	One Inaro	1227	1026	1260	3513	2	<--->	Rice & Bean	1214	1100	1205	3519	2
19-20	Team 1	1249	1154	1188	3591	4	<--->	"About Time"	1199	1128	1064	3391	0
21-22	That's My Teammate	1237	1178	1209	3624	4	<--->	Samson Knights	1175	1153	1093	3421	0
23-24	At Wits End	1149	1234	1229	3612	3	<--->	PAACS	1162	1139	1224	3525	1
25-26	Team Secretary	1219	1160	1247	3626	3	<--->	You Ken Do It	1162	1187	1203	3552	1
27-28	Beginners	1150	1126	1179	3455	3	<--->	Aces & Queen	1093	1179	1168	3440	1
29-30	Mahalo	1065	1187	1113	3365	2	<--->	The Redeem Team	1096	1065	1187	3348	2
31-32	Way Too Drunk!!	1154	1199	1196	3549	3	<--->	U Killin Me Larry	1257	1071	1160	3488	1

Lane Assignments

	<u>15-16</u>	<u>17-18</u>	<u>19-20</u>	<u>21-22</u>	<u>23-24</u>	<u>25-26</u>	<u>27-28</u>	<u>29-30</u>	<u>31-32</u>	
Wk24 04/06	1- 2	3- 4	5- 6	7- 8	9-10	11-12	13- 14	15- 16	17- 18	No points Fun Nite - Nothing Counts

Team Rosters

1 - Team 1 Lane 15 HDCP=195 Avg=981

Name	Book Avg	Sex	Avg HDCP	Pins	Gms	High Game	High Sers	HDCP Game	HDCP Sers	-1-	-2-	-3-	Total	HDCP Total	
Louie Cardenas	—	M	184	50	9401	51	245	610	298	765	187	192	231	610	763
Wilfredo Vitug Jr	176	M	184	50	10542	57	237	633	289	783	216	178	142	536	683
Paul Caballero	196	M	188	46	13021	69	248	652	295	793	193	175	195	563	701
Matt Mark	207	M	210	27	9494	45	266	737	290	809	237	212	235	684	765
Adrian Florian	222	M	215	22	14888	69	279	755	302	830	222	203	191	616	679

2 - Aces & Queen Lane 16 HDCP=347 Avg=812

Name	Book Avg	Sex	Avg HDCP	Pins	Gms	High Game	High Sers	HDCP Game	HDCP Sers	-1-	-2-	-3-	Total	HDCP Total	
Patricia Montano	136	W	132	97	9129	69	172	456	271	753	131	124	117	372	663
Reynaldo Rosario	—	M	167	65	9538	57	278	631	349	844	138	202	156	496	691
Raul Avila	175	M	153	78	8727	57	213	565	293	805	169	149	169	487	724
Hartley Teodosio	180	M	188	46	11287	60	259	663	312	807	137	200	225	562	700
Alvin Montano	180	M	172	61	11927	69	243	642	302	820	171	157	154	482	662

3 - The A-Team Lane 17 HDCP=108 Avg=1077

Name	Book Avg	Sex	Avg HDCP	Pins	Gms	High Game	High Sers	HDCP Game	HDCP Sers	-1-	-2-	-3-	Total	HDCP Total	
Kevin Ngo	231	M	210	27	8842	42	300	746	327	815	a200	a200	a200	600	681
Setu Molia	215	M	205	31	12969	63	254	692	290	800	192	215	196	603	693
Patrick Michaels	226	M	219	18	15163	69	286	748	297	784	196	252	218	666	720
Karl Kurtz	229	M	219	18	13828	63	277	765	310	843	225	236	216	677	731
Justin Pluchino	244	M	224	14	15468	69	300	758	316	803	258	236	135	629	671

4 - That's My Teammate Lane 18 HDCP=176 Avg=1002

Name	Book Avg	Sex	Avg HDCP	Pins	Gms	High Game	High Sers	HDCP Game	HDCP Sers	-1-	-2-	-3-	Total	HDCP Total	
Clinton Clark	188	M	203	33	11008	54	289	731	321	827	193	187	225	605	704
Monise Kelly	183	W	189	45	11164	59	257	682	309	820	191	202	179	572	707
Rich Morrow Jr	206	M	212	25	11496	54	288	711	314	792	288	207	208	703	781
Saul Jenkins	202	M	197	38	8291	42	279	686	316	797				0	0
David Jaques	207	M	201	35	12284	61	285	742	321	850	228	194	237	659	767

5 - The Redeem Team Lane 19 HDCP=266 Avg=902

Name	Book Avg	Sex	Avg HDCP	Pins	Gms	High Game	High Sers	HDCP Game	HDCP Sers	-1-	-2-	-3-	Total	HDCP Total	
Julia Frias	222	W	206	30	13613	66	300	746	332	848	233	182	224	639	732
Jeff Zoleta	148	M	140	90	7185	51	185	537	269	789	108	126	145	379	646
Fabian Gonzalez	182	M	181	53	12545	69	261	672	321	852	139	147	204	490	646
Eric Gonzalez	193	M	186	48	11742	63	245	631	294	777	173	167	171	511	652
Kane Centeno	190	M	189	45	6814	36	264	665	307	794	a179	a179	a179	537	672

6 - "E-Riderz" Lane 20 HDCP=148 Avg=1032

Name	Book Avg	Sex	Avg HDCP	Pins	Gms	High Game	High Sers	HDCP Game	HDCP Sers	-1-	-2-	-3-	Total	HDCP Total	
Earl Enero	214	M	209	27	13816	66	279	717	309	803	196	168	209	573	654
Sam Tipton	—	M	181	53	12006	66	269	638	322	800	143	150	187	480	636
Clifford Baltazar	207	M	194	41	12858	66	257	659	302	785	203	211	245	659	785
Reigh Abaoag	221	M	229	9	14456	63	300	782	309	809	219	226	204	649	676
Emmanuel Dizon	217	M	219	18	14503	66	267	750	288	804	212	198	174	584	638

7 - Team Secretary Lane 21 HDCP=170 Avg=1008

Name	Book	Sex	Avg HDCP	Pins	Gms	High	High	HDCP	HDCP	-1-	-2-	-3-	Total	HDCP	
	Avg					Game	Sers	Game	Sers					Total	
Jesse Gutierrez	212	M	206	30	12991	63	279	749	308	836	a196	a196	a196	588	678
Stevan Saldivar	197	M	197	38	12453	63	278	757	307	844	212	172	198	582	696
Sabrina Tan	197	W	201	35	12319	61	256	667	292	790	218	i175	a191	584	689
Jerome Pereyra	206	M	189	45	9111	48	237	690	282	828	176	176	221	573	708
John Thoman	221	M	215	22	14229	66	269	783	293	855	245	269	269	783	855

8 - You Ken Do It Lane 22 HDCP=235 Avg=937

Name	Book	Sex	Avg HDCP	Pins	Gms	High	High	HDCP	HDCP	-1-	-2-	-3-	Total	HDCP	
	Avg					Game	Sers	Game	Sers					Total	
Mark Audije	187	M	180	54	9770	54	254	634	295	757	161	192	179	532	691
Leonardo Caldoza	193	M	185	49	12810	69	265	619	313	766	202	159	163	524	668
Wella Tumaliuan	174	W	177	56	9065	51	244	653	301	824				0	0
Raul Ventenilla	191	M	190	45	11984	63	257	661	306	808	205	194	204	603	738
Kenneth Loja	212	M	205	31	14147	69	279	711	312	798	212	235	237	684	783

9 - At Wits End Lane 23 HDCP=233 Avg=937

Name	Book	Sex	Avg HDCP	Pins	Gms	High	High	HDCP	HDCP	-1-	-2-	-3-	Total	HDCP	
	Avg					Game	Sers	Game	Sers					Total	
Ferdinand Dizon	173	M	175	58	11084	63	240	587	297	758	147	156	202	505	676
Philip Lacson	203	M	209	27	13186	63	269	703	304	800	244	214	245	703	787
Eric Brassel	178	M	167	65	8038	48	238	638	310	851	a157	a157	a157	471	666
Andrew Cupili	---	M	198	37	2377	12	236	630			194	217	202	613	730
Roger Inthavong	177	M	188	46	13039	69	268	662	318	806	172	255	188	615	753

10 - Way Too Drunk!! Lane 24 HDCP=225 Avg=947

Name	Book	Sex	Avg HDCP	Pins	Gms	High	High	HDCP	HDCP	-1-	-2-	-3-	Total	HDCP	
	Avg					Game	Sers	Game	Sers					Total	
Carlos Gatmaitan	188	M	195	40	12297	63	254	668	298	794	161	231	170	562	682
Rachelle Tan	167	W	169	63	5938	35	208	547	271	736	a159	145	198	502	691
Karl Gatmaitan	199	M	193	42	12739	66	253	657	285	756	227	195	205	627	756
Carmen Hofstra	173	W	179	54	11304	63	265	618	319	783	a169	a169	a169	507	669
Alvin Bailon	216	M	211	26	9938	47	258	702	286	786	211	232	227	670	751

11 - Mahalo Lane 25 HDCP=343 Avg=816

Name	Book	Sex	Avg HDCP	Pins	Gms	High	High	HDCP	HDCP	-1-	-2-	-3-	Total	HDCP	
	Avg					Game	Sers	Game	Sers					Total	
Liza Dizon	157	W	159	72	11003	69	225	615	289	807	150	201	190	541	760
Marilyn Teh	133	W	128	100	8890	69	177	461	278	764	133	112	118	363	660
James Recto	180	M	186	48	11590	62	267	676	312	811	141	215	177	533	674
Elle Rufo	160	W	160	72	11103	69	199	536	270	749	123	162	132	417	630
Roy Rufo	180	M	183	51	12693	69	264	639	316	789	178	157	156	491	641

12 - U Killin Me Larry Lane 26 HDCP=240 Avg=931

Name	Book	Sex	Avg HDCP	Pins	Gms	High	High	HDCP	HDCP	-1-	-2-	-3-	Total	HDCP	
	Avg					Game	Sers	Game	Sers					Total	
Anthony Hernandez	198	M	204	32	11649	57	267	709	296	799	210	213	168	591	687
Blumineaux Baes	160	M	153	78	9678	63	198	500	274	729	194	131	146	471	705
Cristina Manlapit	167	W	164	68	10371	63	226	573	293	783	180	148	158	486	690
Larry Manlapit	216	M	201	35	11690	58	256	685	294	800	245	182	193	620	725
Gilbert Tan	219	M	209	27	11289	54	278	734	303	809	188	157	255	600	681
Andrew Hernandez	184	M	195	40	3521	18	256	634						0	0

13 - One Inaro Lane 27 HDCP=227 Avg=946

Name	Book	Sex	Avg HDCP	Pins	Gms	High	High	HDCP	HDCP	-1-	-2-	-3-	Total	HDCP	
	Avg					Game	Sers	Game	Sers					Total	
Jerry Ongsing	194	M	192	43	13267	69	240	641	284	771	145	168	208	521	647
Dan Belen	189	M	191	44	8598	45	247	621	289	756				0	0
Nemy Aguilar	189	M	180	54	11388	63	245	654	300	810	176	173	230	579	741
Carlos Jojo Pagkalinawan Jr	191	M	185	49	11147	60	246	617	299	776	227	147	203	577	724
Arly Teh	196	M	198	37	13712	69	268	688	308	804	265	158	168	591	702

14 - "About Time" Lane 28 HDCP=227 Avg=945

Name	Book	Sex	Avg HDCP	Pins	Gms	High	High	HDCP	HDCP	-1-	-2-	-3-	Total	HDCP	
	Avg					Game	Sers	Game	Sers					Total	
George Ritter	191	M	183	51	12133	66	236	631	289	784	173	160	131	464	611
Jarren Contreras	177	M	175	58	7915	45	241	595	297	778	219	176	179	574	751
Nathan Meyers	182	M	182	52	10386	57	245	659	298	818	130	186	168	484	637
David Palacio	218	M	207	29	13718	66	280	736	307	820	184	169	161	514	595
Marc de Leon	194	M	198	37	13085	66	268	680	307	797	268	212	200	680	797

15 - Samson Knights Lane 29 HDCP=230 Avg=940

Name	Book	Sex	Avg HDCP	Pins	Gms	High	High	HDCP	HDCP	-1-	-2-	-3-	Total	HDCP	
	Avg					Game	Sers	Game	Sers					Total	
Jonathan Kim	176	M	178	55	8585	48	256	630	314	798	168	166	150	484	646
Tess Avila	167	W	159	72	9083	57	235	551	310	776	204	184	140	528	747
Betty Marquez	187	W	186	48	9680	52	235	648	288	813	a176	a176	a176	528	672
James Samson	218	M	198	37	8932	45	257	680	294	791	a188	a188	a188	564	675
John Samson	227	M	219	18	13821	63	269	770	285	818	a209	a209	a209	627	681

16 - Rice & Bean Lane 30 HDCP=262 Avg=908

Name	Book	Sex	Avg HDCP	Pins	Gms	High	High	HDCP	HDCP	-1-	-2-	-3-	Total	HDCP	
	Avg					Game	Sers	Game	Sers					Total	
Jonatan Duarte	167	M	180	54	12474	69	249	697	300	868	233	175	216	624	786
Chuck Duarte	160	M	160	72	11093	69	219	578	292	797	121	135	171	427	640
Rogee Duarte	180	M	180	54	12465	69	276	622	329	781	171	187	145	503	662
Ray Salazar	205	M	191	44	12664	66	268	667	318	817	183	180	256	619	751
Jaelyn Thoman	198	W	197	38	11262	57	247	640	284	760	247	164	158	569	680

17 - Beginners Lane 31 HDCP=232 Avg=941

Name	Book	Sex	Avg HDCP	Pins	Gms	High	High	HDCP	HDCP	-1-	-2-	-3-	Total	HDCP	
	Avg					Game	Sers	Game	Sers					Total	
Victor Hilvano Sr	190	M	190	45	9693	51	267	723	315	867	197	174	179	550	685
Albert Ponce	163	M	160	72	8645	54	205	532	277	748	154	144	157	455	671
Ferdie Alona	199	M	189	45	11957	63	254	701	300	839	167	169	183	519	654
Jun L. Garcia	196	M	191	44	11493	60	255	672	300	807	208	206	171	585	717
Lito Eusebio	211	M	211	26	13974	66	300	701	329	782	192	201	257	650	728

18 - PAACS Lane 32 HDCP=211 Avg=962

Name	Book	Sex	Avg HDCP	Pins	Gms	High	High	HDCP	HDCP	-1-	-2-	-3-	Total	HDCP	
	Avg					Game	Sers	Game	Sers					Total	
Cezar Marcella	191	M	185	49	10596	57	257	656	305	815	176	149	222	547	691
Irma Dungan	166	W	168	64	11147	66	215	588	281	774	178	134	201	513	705
Bong DeJesus	191	M	189	45	12532	66	278	661	322	793	222	215	161	598	733
Jun C. Garcia	204	M	202	34	13340	66	255	715	291	820	191	203	200	594	696
Sheldon Velasquez	202	M	218	19	13084	60	279	738	297	792	185	228	230	643	700

Temporary Substitutes

 Men

<u>Name</u>	<u>Book Avg</u>	<u>Sex</u>	<u>Avg HDCP</u>	<u>Pins</u>	<u>Gms</u>	<u>High Game</u>	<u>High Sers</u>	<u>HDCP Game</u>	<u>HDCP Sers</u>	<u>-1-</u>	<u>-2-</u>	<u>-3-</u>	<u>Total</u>	<u>HDCP Total</u>	
Paolo Alona	—	M	190	45	571	3	212	571					0	0	
Mark Alvarino	—	M	179	54	538	3	212	538					0	0	
Joel Andrade	205	M	210	27	5678	27	256	733	280	805			0	0	
Bobby Ballard	209	M	bk209	27	545	3	196	545					0	0	
Dennis Bantasan	204	M	209	27	9413	45	279	705	311	786			0	0	
Mer Bautista	196	M	205	31	4924	24	258	652	289	745			0	0	
Juan Bermeo	199	M	bk199	36	544	3	193	544					0	0	
Nino Brown	184	M	bk184	50	628	3	215	628					0	0	
Alejandro Cardenas	190	M	bk190	45	580	3	210	580					0	0	
Avin Carolino	215	M	219	18	2629	12	257	703					0	0	
Jesse Chastain	231	M	bk231	8	1367	6	279	688					0	0	
Bryan Cooke	216	M	213	24	10016	47	300	736	325	820	174	225	197	596	665
Nathan de Leon	216	M	211	26	7596	36	265	705	284	762			0	0	
Darwin Dumpit	193	M	202	34	3033	15	233	648					0	0	
Johnnie Englehart	224	M	bk224	14	606	3	244	606					0	0	
Manny Esteban	178	M	180	54	2160	12	227	567					0	0	
Hunter Fowble	193	M	bk193	42	527	3	201	527					0	0	
Daniel Holland	232	M	210	27	2317	11	248	691					0	0	
Denny Jiramoree	203	M	bk203	33	1706	8	257	709					0	0	
Blake Jozwiakowski	221	M	229	9	2754	12	263	735					0	0	
Brody LaRose	—	M	202	34	608	3	256	608					0	0	
Paul Layosa	200	M	bk200	36	593	3	256	593					0	0	
Raymund Magadia	—	M	176	57	3710	21	242	633	299	804	175	141	212	528	699
Hugo Martinez	178	M	bk178	55	629	3	235	629					0	0	
Gilbert Molina	192	M	196	39	4117	21	257	658	296	775	165	190	203	558	672
Danny Morales	194	M	175	58	1579	9	202	549					0	0	
Tony Pensanti	193	M	bk193	42	513	3	195	513					0	0	
Marcel Pichay	194	M	210	27	1894	9	289	688					0	0	
Terry Posey	—	M	180	54	904	5	215	589					0	0	
Brian Rattana	186	M	167	65	2014	12	200	553					0	0	
Ramon Roco	180	M	bk180	54	544	3	206	544					0	0	
Ariel Rodriguez	218	M	bk218	19	588	3	222	588					0	0	
Tony Royster Jr	—	M	216	21	1297	6	247	657					0	0	
Jeisler Salunga	208	M	211	26	4441	21	278	697	304	775			0	0	
Gino Sanchez	—	M	177	56	1064	6	223	547					0	0	
Anthony Schanen	223	M	bk223	15	682	3	299	682					0	0	
Vernon Smith Jr	196	M	bk196	39	1087	6	213	559					0	0	
Shawn Tamjidi	210	M	221	17	1990	9	261	709					0	0	
Aaron Thaler	228	M	229	9	5515	24	279	771	289	801			0	0	
Alfons Tolentino	212	M	bk212	25	1392	6	258	721					0	0	
Nhel Tolentino	174	M	bk174	59	1007	6	197	507					0	0	
Mike Tumaliuan	181	M	bk181	53	548	3	205	548					0	0	
Lamaki Welch	220	M	bk220	18	751	3	277	751					0	0	
Ronnie Young Jr	203	M	bk203	33	635	3	223	635					0	0	

 **Women**

<u>Name</u>	<u>Book Avg</u>	<u>Sex</u>	<u>Avg HDCP</u>	<u>Pins</u>	<u>Gms</u>	<u>High Game</u>	<u>High Sers</u>	<u>HDCP Game</u>	<u>HDCP Sers</u>	<u>-1-</u>	<u>-2-</u>	<u>-3-</u>	<u>Total</u>	<u>HDCP Total</u>
Aiza Bautista	211	W	213	24	8985	42	299	738	325	816			0	0
Valerrhe Gutierrez	171	W	174	59	1566	9	198	549					0	0
Claire Kim	206	W	208	28	2501	12	259	701					0	0
Samantha Tan	189	W	189	45	4559	24	267	664	312	799			0	0
Dyanne Thoman	—	W	194	41	1167	6	224	592					0	0
Malu Tolentino	159	W	bk159	72	916	6	185	491					0	0

<u>Name</u>	<u>Book Avg</u>	<u>Sex</u>	<u>Avg HDCP</u>		<u>Pins Gms</u>		<u>High Game</u>	<u>High Sers</u>	<u>HDCP Game</u>	<u>HDCP Sers</u>	<u>-1-</u>	<u>-2-</u>	<u>-3-</u>	<u>Total</u>	<u>HDCP Total</u>
Sheryl Ventenilla	153	W	160	72	7694	48	214	559	284	769				0	0

Last Week's Top Scores

<u>Team Scratch Game</u>		<u>Team Scratch Series</u>		<u>Team Handicap Game</u>		<u>Team Handicap Series</u>	
1139 The A-Team		3175 The A-Team		1260 One Inaro		3626 Team Secretary	
<u>Scratch Game</u>		<u>Scratch Series</u>		<u>Handicap Game</u>		<u>Handicap Series</u>	
Men	288 Rich Morrow Jr 269 John Thoman 268 Marc de Leon 265 Arly Teh 258 Justin Pluchino 257 Lito Eusebio	783 John Thoman 703 Rich Morrow Jr 703 Philip Lacson 684 Kenneth Loja 684 Matt Mark 680 Marc de Leon 677 Karl Kurtz 670 Alvin Bailon	314 Rich Morrow Jr 307 Marc de Leon 302 Arly Teh 301 Roger Inthavong 300 Ray Salazar 293 John Thoman	855 John Thoman 797 Marc de Leon 787 Philip Lacson 786 Jonatan Duarte 785 Clifford Baltazar 783 Kenneth Loja			
Women	247 Jaelyn Thoman 233 Julia Frias 218 Sabrina Tan 204 Tess Avila 202 Monise Kelly 201 Liza Dizon 201 Irma Dungan	639 Julia Frias 572 Monise Kelly 569 Jaelyn Thoman 541 Liza Dizon 528 Tess Avila 513 Irma Dungan	284 Jaelyn Thoman 277 Tess Avila 274 Liza Dizon 265 Irma Dungan 264 Julia Frias 261 Rachele Tan	760 Liza Dizon 747 Tess Avila 732 Julia Frias 707 Monise Kelly 705 Irma Dungan 690 Cristina Manlapit			

Season High Scores

<u>Team Scratch Series</u>		<u>Team Scratch Game</u>		<u>Team Handicap Series</u>		<u>Team Handicap Game</u>	
3491 The A-Team		1233 "E-Riderz"		3886 The A-Team		1404 "E-Riderz"	
<u>Scratch Series</u>		<u>Scratch Game</u>		<u>Handicap Series</u>		<u>Handicap Game</u>	
Men	783 John Thoman	300 Justin Pluchino 300 Reigh Abaoag 300 Lito Eusebio	868 Jonatan Duarte	349 Reynaldo Rosario			
Women	746 Julia Frias	265 Carmen Hofstra	848 Julia Frias	319 Carmen Hofstra			

Individual High Averages

Men	229.46	Reigh Abaoag
Women	206.26	Julia Frias

Most Improved Average

Men	202	to	218.07	=	+16.07	Sheldon Velasquez	Women	173	to	179.43	=	+6.43	Carmen Hofstra
------------	-----	----	--------	---	--------	-------------------	--------------	-----	----	--------	---	-------	----------------

Local and Bowling Center Awards

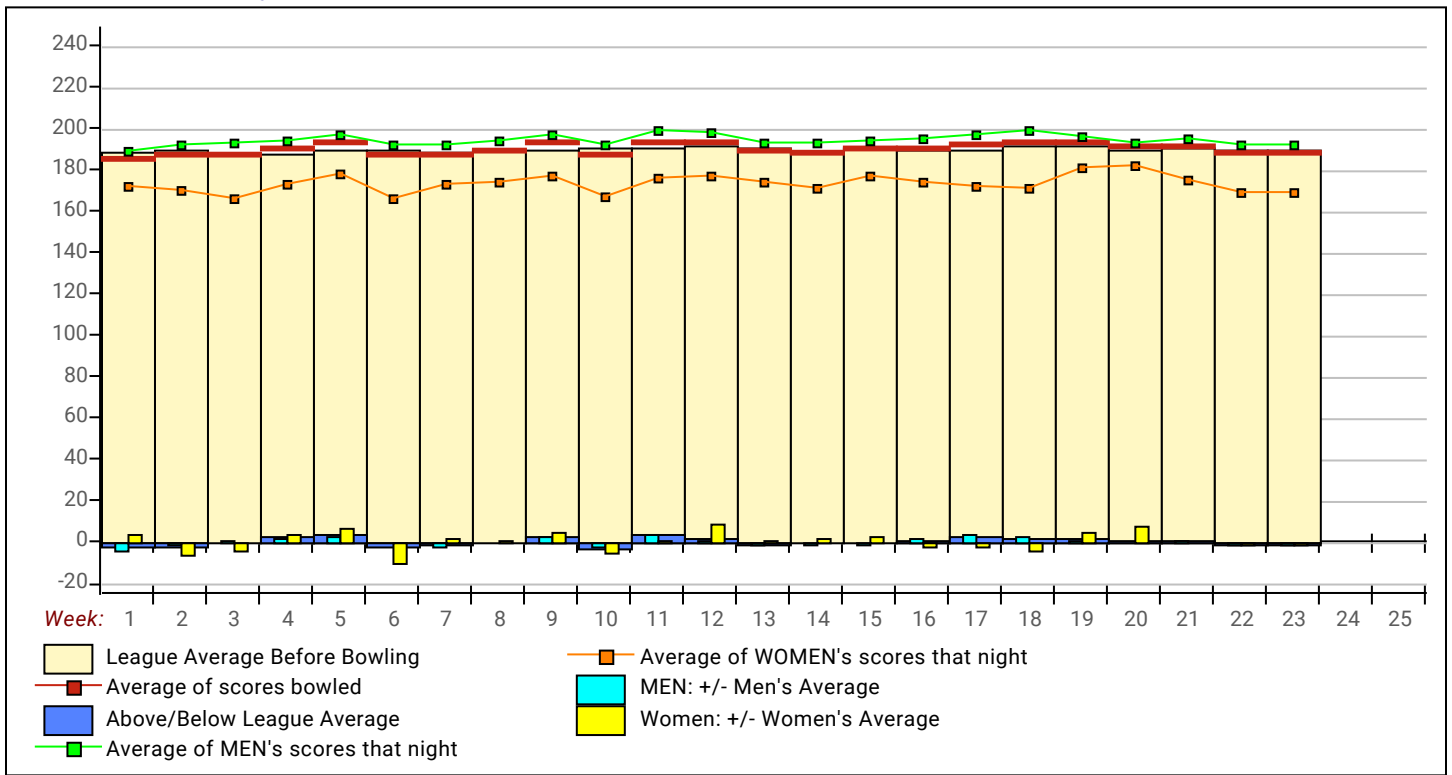
<u>Name</u>	<u>Award Score</u>	<u>Award Received</u>	<u>Name</u>	<u>Award Score</u>	<u>Award Received</u>
Rich Morrow Jr	288	75 Pins Over Average - Game (GLAC USBC)	John Thoman	783	140 Pins Over Average - Series (GLAC)
	288	275-289 Game (GLAC USBC)			

View Standings on the Web

Visit LeagueSecretary.com - This league's ID number is **127309**
 View standings, bowler history, statistics and more. Also check out the Mobile App.
 Visit bowl.com - This league's ID number is **45794**



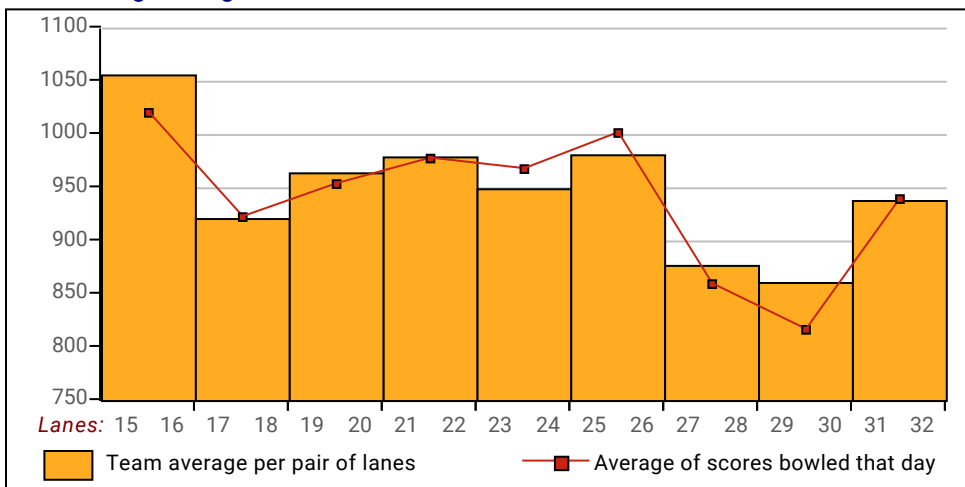
League Average Week-by-Week



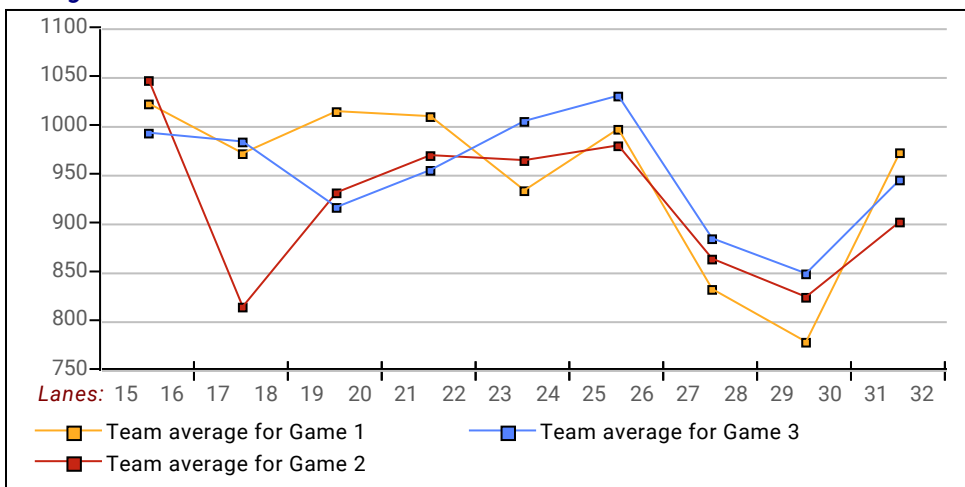
This Week's Statistics

	<u>Over All</u>	<u>Men</u>	<u>Women</u>
How many people bowled	82	70	12
Number of games bowled	243	210	33
Actual average of week's scores	188.52	191.66	168.52
How many games above average	111	95	16
How many games below average	131	114	17
Pins above/below average per game	-0.49	-0.74	1.09
How many people raised average	35	28	7
by this amount	0.73	0.82	0.39
How many people went down	47	42	5
by this amount	-0.60	-0.62	-0.46
League average before bowling	189.50	192.87	169.88
League average after bowling	189.47	192.82	169.92
Change in league average	-0.03	-0.04	0.04
800s	--	--	--
775s	1	1	--
750s	--	--	--
725s	--	--	--
700s	2	2	--
675s	4	4	--
650s	5	5	--
625s	5	4	1
600s	11	11	--
575s	11	10	1
550s	10	8	2
525s	7	5	2
500s	9	7	2
475s	9	8	1
450s	3	3	--
425s	1	1	--
400s	1	--	1
below 400	3	1	2
300s	--	--	--
275s	1	1	--
250s	10	10	--
225s	30	28	2
200s	55	49	6
175s	58	50	8
150s	52	47	5
125s	30	23	7
100s	7	2	5
below 100	--	--	--

Team Average vs Avg of Scores



Average of Scores for Each Game



Amount Over/Under Team Average

