

Sunday 6:00 pm

Al-Mar Lanes

Lanes 5 - 16

Team Standings

Place	Lane	#	Team Name	Points	Points	Team		Pins +	Scratch	High Scratch		High HDCP	
				Won	Lost	Avg	HDCP	HDCP	Pins	10	30	10	30
1	5	3	Waynick-DeLuca	200	120	405	43	28914	25638	508	1779	569	2043
2	7	5	Team Smith	195	125	386	58	28483	24907	478	1702	530	1934
3	8	4	Alfaro-Dimick	172½	147½	399	48	26651	23835	517	1911	573	2135
4	11	2	Burton-Beaverson	165	155	399	48	28295	25607	484	1744	535	1948
5	15	7	Lindquist-Bagrowski	163½	156½	384	60	28127	23771	504	1697	560	1929
6	13	11	Dingus-Juzkiw	161½	158½	388	57	28105	24721	500	1696	549	1905
7	6	12	Richardson-Mitchell	159½	160½	323	108	27424	20732	425	1451	529	1859
8	16	1	Gallagher-Walter	152½	167½	354	84	27367	22228	450	1589	536	1917
9	10	10	Wolfert-Spangenberg	145	175	379	64	27787	24051	485	1788	547	2040
10	14	9	Lasits-Brooks-Franks	134	186	293	132	26645	19673	461	1647	523	1895
11	9	8	Domonkos-McCulloch	133	187	300	127	27634	19222	394	1355	523	1863
12	12	6	Noel-Krantz	110½	209½	332	101	22457	17289	481	1550	597	2014

Review of Last Week's Bowling.....

Lanes	Team Name	HDCP	HDCP	HDCP	HDCP	HDCP	Last Wk	Team Name	HDCP	HDCP	HDCP	HDCP	HDCP	Last Wk
		-1-	-2-	-3-	-4-	Total	WON		-1-	-2-	-3-	-4-	Total	WON
5-6	Team Smith	398	397	435	342	1572	1	Waynick-DeLuca	475	456	443	428	1802	19
7-8	Burton-Beaverson	437	491	438	371	1737	6	Alfaro-Dimick	470	430	499	408	1807	14
9-10	Dingus-Juzkiw	363	413	444	500	1720	9	Lindquist-Bagrowski	442	410	457	435	1744	11
11-12	Richardson-Mitchell	441	400	497	457	1795	9	Wolfert-Spangenberg	547	481	457	417	1902	11
13-14	Gallagher-Walter	401	412	412	397	1622	19	Lasits-Brooks-Franks	388	352	397	370	1507	1
15-16	Domonkos-McCulloch	406	452	393	386	1637	10	Noel-Krantz	0	0	0	0	0	0

Season High Scores

Team Handicap Series		Team Scratch Series		Team Handicap Game		Team Scratch Game	
2135	Alfaro-Dimick	1788	Wolfert-Spangenberg	597	Noel-Krantz	517	Alfaro-Dimick
2043	Waynick-DeLuca	1744	Burton-Beaverson	569	Waynick-DeLuca	504	Lindquist-Bagrows
2014	Noel-Krantz	1702	Team Smith	549	Dingus-Juzkiw	485	Wolfert-Spangenberg
1929	Lindquist-Bagrowski	1696	Dingus-Juzkiw	536	Gallagher-Walter	484	Burton-Beaverson
1917	Gallagher-Walter	1647	Lasits-Brooks-Franks	530	Team Smith	461	Lasits-Brooks-Fran

Bowlers must have completed a minimum of 42 games to be eligible for any league award.

Handicap Series		Scratch Series		Handicap Game		Scratch Game	
1106	Chris Deluca	973	James Alfaro	348	Chris Deluca	300	Kyle Waynick
1072	Brian Dimick	967	Kyle Waynick	317	Jason Domonkos	279	Jim Beaverson
1057	Michael Kranz	948	Jim Beaverson	309	Arie Wolfert	279	Jordan Franks
1034	Arie Wolfert	924	Justin Smith	308	Michael Kranz	278	James Alfaro
1022	Jason Domonkos	915	Jordan Franks	293	Dylan Dingus	267	Chris Lindquist
						267	Justin Smith

Individual High Averages

208.52	Jim Beaverson	204.78	Kyle Waynick	204.73	Justin Smith	201.34	Chris Deluca	200.57	Dylan Dingus
--------	---------------	--------	--------------	--------	--------------	--------	--------------	--------	--------------

High Individual Match Points

42	Kyle Waynick	36.5	James Alfaro	36.5	Chris Deluca	36	Justin Smith	32.5	Jim Beaverson
----	--------------	------	--------------	------	--------------	----	--------------	------	---------------

Most Improved Average

148 to 159.64 = +11.64	Jason Domonkos	190 to 201.34 = +11.34	Chris Deluca	191 to 199.53 = +8.53	James Alfaro
------------------------	----------------	------------------------	--------------	-----------------------	--------------

Last Week's Top Scores

Team Scratch Game		Team Scratch Series		Team Handicap Game		Team Handicap Series	
482	Wolfert-Spangenberg	1642	Wolfert-Spangenberg	547	Wolfert-Spangenberg	1902	Wolfert-Spangenberg
450	Alfaro-Dimick	1626	Waynick-DeLuca	500	Dingus-Juzkiw	1807	Alfaro-Dimick
444	Burton-Beaverson	1611	Alfaro-Dimick	499	Alfaro-Dimick	1802	Waynick-DeLuca
444	Dingus-Juzkiw	1549	Burton-Beaverson	497	Richardson-Mitchell	1795	Richardson-Mitchel
431	Waynick-DeLuca	1504	Lindquist-Bagrowski	491	Burton-Beaverson	1744	Lindquist-Bagrows

Scratch Game		Scratch Series		Handicap Game		Handicap Series	
266	Arie Wolfert	883	Brian Dimick	294	Arie Wolfert	983	Brian Dimick
266	Brian Dimick	867	Chris Deluca	291	Brian Dimick	963	Chris Deluca
247	Chris Deluca	835	Arie Wolfert	276	Christian Mitchell	957	Christian Mitchell
233	Jim Beaverson	829	Chris Bagrowski	271	Chris Deluca	955	Ryan Spangenberg
230	Dylan Dingus	826	Dylan Dingus	257	Willi Richardson	949	Chris Bagrowski

Team Rosters

1 - Gallagher-Walter Lane 16 HDCP=84 Avg=354

Name	Pins	Gms	Avg HDCP	
John E. Gallagher	9495	56	169	48
Dave Walter	3717	20	185	36

2 - Burton-Beaverson Lane 11 HDCP=48 Avg=399

Name	Pins	Gms	Avg HDCP	
Chris S. Burton	10706	56	191	31
Jim Beaverson	13345	64	208	17

3 - Waynick-DeLuca Lane 5 HDCP=43 Avg=405

Name	Pins	Gms	Avg HDCP	
Chris P. DeLuca	11275	56	201	23
Kyle W. Waynick	12287	60	204	20

4 - Alfaro-Dimick Lane 8 HDCP=48 Avg=399

Name	Pins	Gms	Avg HDCP	
James J. Alfaro	11972	60	199	24
Brian M. Dimick	10415	52	200	24

5 - Team Smith Lane 7 HDCP=58 Avg=386

Name	Pins	Gms	Avg HDCP	
Taylor N. Smith	10199	56	182	38
Justin A. Smith	13103	64	204	20

6 - Noel-Krantz Lane 12 HDCP=101 Avg=332

Name	Pins	Gms	Avg HDCP	
Michael A. Kranz	8056	52	154	60
Aubrie R. Noel	8569	48	178	41

7 - Lindquist-Bagrowski Lane 15 HDCP=60 Avg=384

Name	Pins	Gms	Avg HDCP	
Chris J. Lindquist	9761	51	191	31
Chris L. Bagrowski	10840	56	193	29

8 - Domonkos-McCulloch Lane 9 HDCP=127 Avg=300

Name	Pins	Gms	Avg HDCP	
Ev McCulloch	8489	60	141	71
Jason K. Domonkos	10217	64	159	56

9 - Lasits-Brooks-Franks Lane 14 HDCP=132 Avg=293

Name	Pins	Gms	Avg HDCP	
Taylor Lasits-Brooks	4572	44	103	100
Jordan N. Franks	12167	64	190	32

10 - Wolfert-Spangenberg Lane 10 HDCP=64 Avg=379

Name	Pins	Gms	Avg HDCP	
Ryan R. Spangenberg	10330	56	184	36
Arie H. Wolfert	11712	60	195	28

11 - Dingus-Juzkiw Lane 13 HDCP=57 Avg=388

Name	Pins	Gms	Avg HDCP	
Eric A. Juzkiw	10579	56	188	33
Dylan J. Dingus	10229	51	200	24

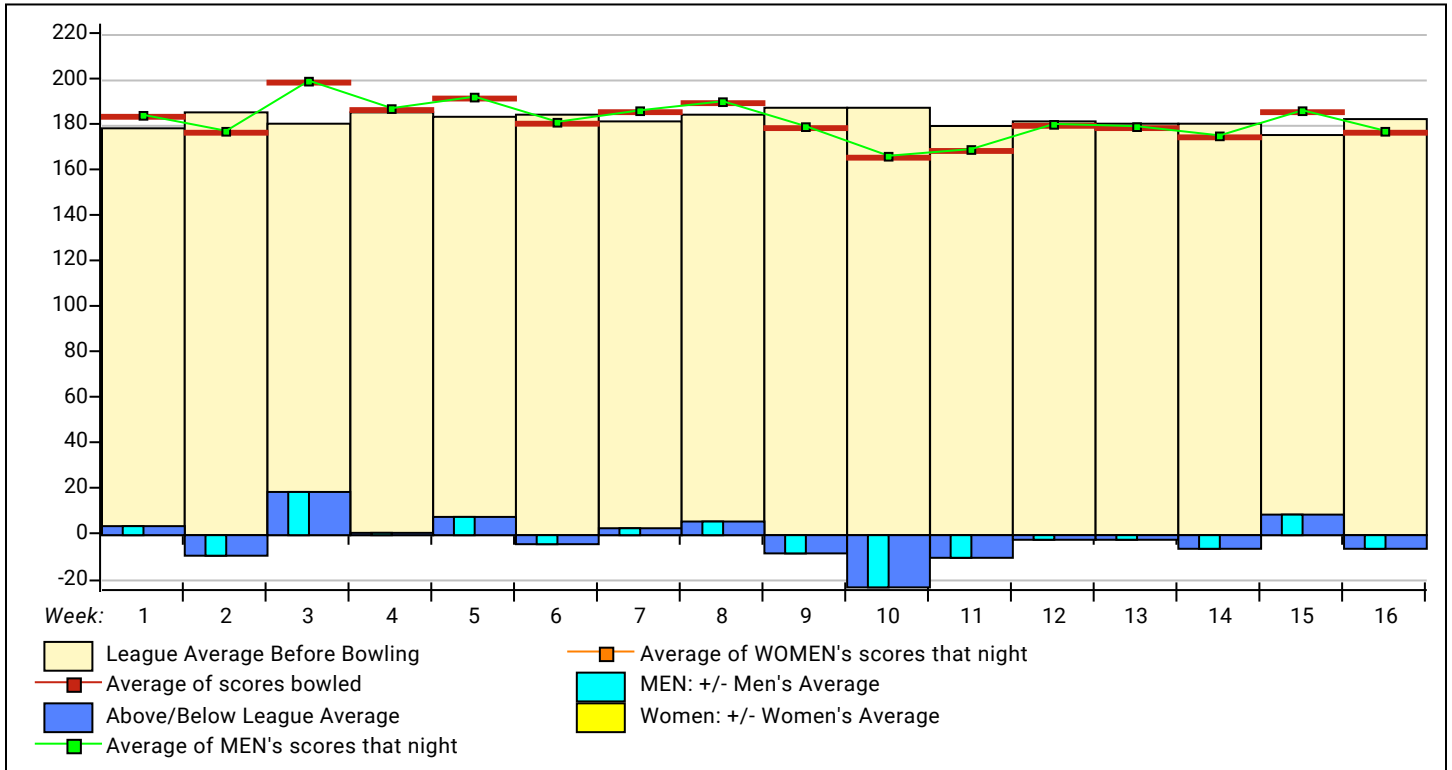
12 - Richardson-Mitchell Lane 6 HDCP=108 Avg=323

Name	Pins	Gms	Avg HDCP	
Willi E. Richardson	10183	64	159	56
Christian N. Mitchell	10549	64	164	52

Temporary Substitutes Division 1: Division 1

Name	Avg HDCP	Pins	Gms	High Game	High Sers	HDCP Game	HDCP Sers	-1-	-2-	-3-	-4-	Total	HDCP Total
Andrea L. Adams	bk113	93	319	3	134	319	227	598				0	0
Alex S. Burton	194	28	1556	8	277	843	313	987				0	0
Nico Calderon	159	56	636	4	190	636	242	844				0	0
Logan R. Keller	186	35	746	4	215	746	265	946				0	0
Irene A. Lindquist	143	69	2289	16	165	600	226	845				0	0
Mike C. Metzker	182	38	731	4	200	731	228	843				0	0
Jarreth C. Mullholand	148	65	592	4	157	592	213	816				0	0
Alissa Spangenberg	124	84	498	4	131	498	215	834				0	0
Justin Starn	200	24	1605	8	232	815	253	899				0	0
Ryan Taber	209	16	839	4	240	839	256	903				0	0
Dave Walter	207	18	3938	19	289	920	310	988				0	0

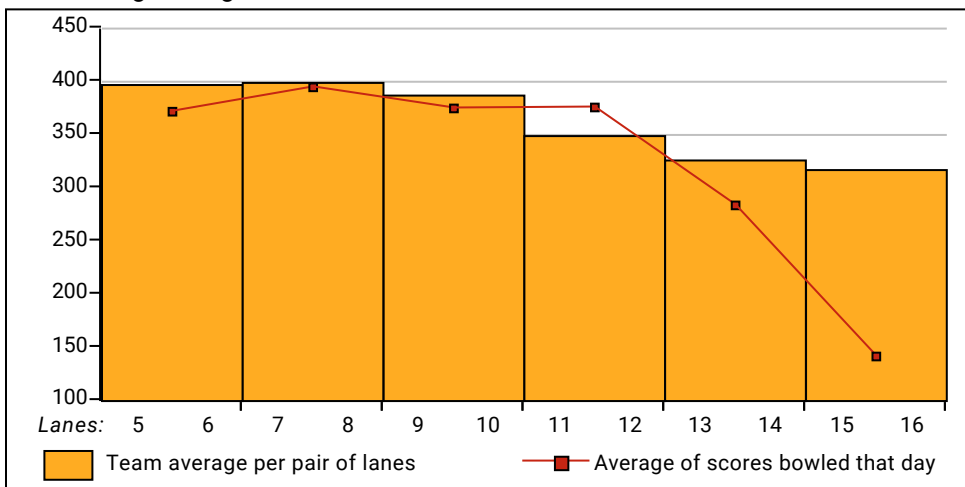
League Average Week-by-Week



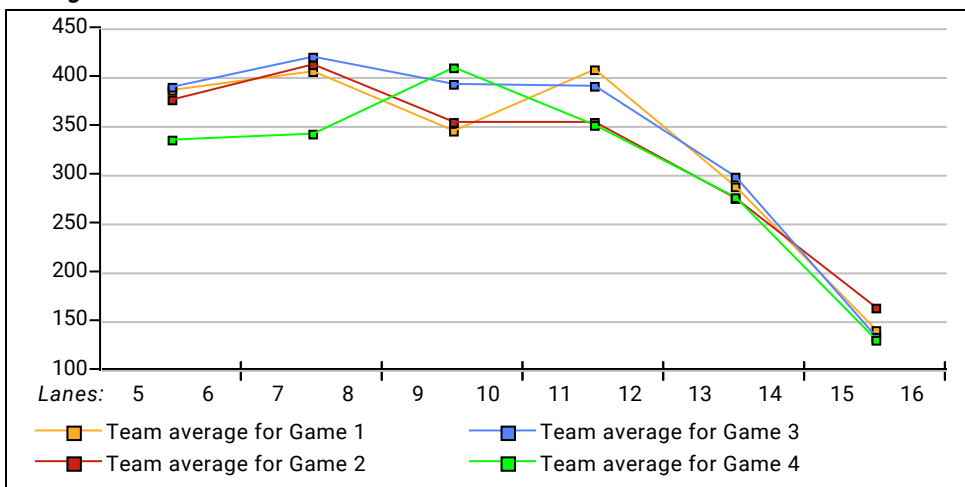
This Week's Statistics: Lefties vs Righties*Unless designated left handed, bowlers are considered right handed.*

	<u>Over All</u>	<u>Right</u>	<u>Left</u>
How many people bowled	21	21	0
Number of games bowled	83	83	0
Actual average of week's scores	176.92	176.92	0.00
How many games above average	32	32	0
How many games below average	51	51	0
Pins above/below average per game	-5.54	-5.54	0.00
How many people raised average by this amount	7 1.17	7 1.17	-- 0.00
How many people went down by this amount	14 -1.17	14 -1.17	-- 0.00
League average before bowling	183.02	183.02	0.00
League average after bowling	182.63	182.63	0.00
Change in league average	-0.39	-0.39	0.00
800s	6	6	--
775s	1	1	--
750s	2	2	--
725s	2	2	--
700s	--	--	--
675s	2	2	--
650s	2	2	--
625s	--	--	--
600s	3	3	--
575s	1	1	--
550s	--	--	--
525s	1	1	--
500s	--	--	--
475s	--	--	--
450s	--	--	--
425s	--	--	--
400s	--	--	--
below 400	1	1	--
300s	--	--	--
275s	--	--	--
250s	2	2	--
225s	6	6	--
200s	17	17	--
175s	22	22	--
150s	17	17	--
125s	11	11	--
100s	4	4	--
below 100	4	4	--

Team Average vs Avg of Scores



Average of Scores for Each Game



Amount Over/Under Team Average

