

Saturday 6:15 pm

Al-Mar Lanes

Lanes 1 - 16

Team Standings

Place	#	Team Name	Points Won	Points Lost	Pins + HDCP	Place	#	Team Name	Points Won	Points Lost	Pins + HDCP
1	7	Four of a Kind	77	35	42278	9	2	Davis-White	56	56	40434
2	9	A Split Happens	75	37	42146	10	3	Crawford-Davis	52	60	38772
3	11	Burns Brew House	73	39	41841	11	5	Wrecking Crew	52	60	35580
4	10	Tuck-Ur-Johnson	65	47	40748	12	4	Bowlers & Boozers	51	61	40779
5	6	Irish Sauerkraut	62	50	41635	13	15	We Don't Give a Split	47	65	40398
6	14	Bail Me Out	60	52	40586	14	12	Jagar Bombs	44	68	40194
7	1	Splits n' Giggles	58	54	41815	15	13	Ball Busters	33	79	32069
8	8	Bowling for Booze	57	55	41290	16	16	Gutter Gang	30	82	37479

Season High Scores

Handicap Series	2790	Crawford-Davis	2782	Four of a Kind	2775	Splits n' Giggles	2767	A Split Happens
Scratch Series	2188	Burns Brew House	2140	Irish Sauerkraut	2077	Bowling for Booze	1947	We Don't Give a Split
Handicap Game	1045	Bowling for Booze	1011	Four of a Kind	992	Crawford-Davis	972	Jagar Bombs
Scratch Game	808	Burns Brew House	784	Irish Sauerkraut	748	A Split Happens	722	Splits n' Giggles

Bowlers must have completed a minimum of 32 games to be eligible for any league award.

Men	Handicap Series	838	Jon Zinn	807	Bill Hammond	798	Tim Davis Sr	798	Tim Davis II
	Scratch Series	728	Rodney Ridgway	726	Brian Dimick	712	Eric Williams	686	Mike Stevens
	Handicap Game	315	Jon Zinn	309	Richard Campbell	298	John Gallagher	297	Tim Davis II
	Scratch Game	289	Brian Dimick	269	Mike Stevens	269	Eric Williams	268	Rodney Ridgway
Women	Handicap Series	790	Jen Crowe	731	Kerri Stevens	723	Nicole Brooks	719	Nancy Campbell
	Scratch Series	620	Lori Hutton	573	Bonnie Carrington	531	Cindy Speter	530	Diana Ridgway
	Handicap Game	300	Jen Crowe	293	Nancy Campbell	281	Charlotte Russell	273	Betsy Johnson
	Scratch Game	242	Lori Hutton	236	Bonnie Carrington	214	Cindy Speter	213	Diana Ridgway

Individual High Averages

Men	209.71	Rodney Ridgway	205.29	Brian Dimick	204.90	Jon Zinn	202.93	Eric Williams	200.08	Josh Crawford
Women	179.88	Lori Hutton	163.53	Bonnie Carrington	159.16	Diana Ridgway	157.73	Cindy Speter	147.40	Nancy Campbell

Most Improved Average

Men	131	to	153.86	= +22.86	Keith Hernandez	Women	89	to	110.52	= +21.52	Charlotte Russell
	196	to	209.71	= +13.71	Rodney Ridgway		111	to	131.72	= +20.72	Lynette Oberhaus
	140	to	153.26	= +13.26	Rick White		89	to	104.04	= +15.04	Jennifer Hernandez
	186	to	195.95	= +9.95	Mike Stevens		126	to	137.96	= +11.96	Betsy Johnson

Last Week's Top Scores

Scratch Game	774	Irish Sauerkraut	748	A Split Happens	712	Four of a Kind	700	Splits n' Giggles	
Scratch Series	2124	Irish Sauerkraut	2076	Splits n' Giggles	2044	Burns Brew House	2030	Four of a Kind	
Handicap Game	972	Irish Sauerkraut	972	A Split Happens	933	Splits n' Giggles	925	Four of a Kind	
Handicap Series	2775	Splits n' Giggles	2718	Irish Sauerkraut	2669	Four of a Kind	2662	A Split Happens	
Men	Scratch Game	247	Jon Zinn	235	Rodney Ridgway	232	Josh Crawford	226	Robertjr Johnson
	Scratch Series	659	Josh Crawford	658	Jon Zinn	639	Eric Williams	621	Rodney Ridgway
	Handicap Game	268	Jon Zinn	263	John Gallagher	258	Ryan Harroun	257	Josh Crawford
	Handicap Series	734	Josh Crawford	725	Matt Mockensturm	721	Jon Zinn	705	Eric Williams
Women	Scratch Game	225	Nancy Campbell	214	Cindy Speter	205	Lori Hutton	191	Emily Davis
	Scratch Series	553	Lori Hutton	515	Nancy Campbell	510	Bonnie Carrington	500	Cindy Speter
	Handicap Game	293	Nancy Campbell	272	Emily Davis	272	Cindy Speter	245	Lori Hutton
	Handicap Series	719	Nancy Campbell	695	Dawn Miller	683	Becky Mockensturm	674	Cindy Speter

Team Rosters

ID #	Name	Pins	Gms	Avg	HDCP	ID #	Name	Pins	Gms	Avg	HDCP
1 - Splits n' Giggles Lane 3 HDCP=228 Avg=631						2 - Davis-White Lane 4 HDCP=312 Avg=527					
57	Amber N. Dewitt	7909	48	164	52	86	Larrine Davis	5497	48	114	92
70	Becky S. Mockensturm	3133	30	104	100	87	Kimli A. White	5468	48	113	93
80	Matt K. Mockensturm	7161	45	159	56	88	Rick A. White	6437	42	153	61
82	Jon A. Zinn	9835	48	204	20	5	Tim W. Davis Sr	7078	48	147	66

Mixed Up Guy's & Gal's 2023-24

Saturday 6:15 pm

Al-Mar Lanes

Lanes 1 - 16

ID #	Name	Pins	Gms	Avg HDCP		ID #	Name	Pins	Gms	Avg HDCP	
3 - Crawford-Davis Lane 14 HDCP=252 Avg=603						4 - Bowlers & Boozers Lane 6 HDCP=284 Avg=563					
18	Tim Davis II	6338	39	162	54	25	Helen L. Chambers	5554	48	115	92
30	Emily Davis	5061	39	129	80	38	Ron S. Tonjes	7705	45	171	47
29	Lori Crawford	3362	30	112	94	46	Tracy Hammond	3778	36	104	100
28	Josh L. Crawford	7203	36	200	24	48	Bill Hammond	7797	45	173	45
40	Amy Kessinger	1007	9	111	95						
44	John Kessinger	1486	9	165	52						
5 - Wrecking Crew Lane 7 HDCP=292 Avg=554						6 - Irish Sauerkraut Lane 8 HDCP=198 Avg=671					
104	Nicole L. Brooks	5269	42	125	84	59	Cindy S. Stpeter	7571	48	157	58
23	Cathy L. Hill	4644	39	119	88	109	Bonnie S. Carrington	7359	45	163	53
74	Alex Yohnke	5870	39	150	64	4	John E. Gallagher	8200	48	170	48
35	Rob J. Sheeks	5293	33	160	56	60	Dennis B. StPeter	7636	42	181	39
7 - Four of a Kind Lane 9 HDCP=200 Avg=668						8 - Bowling for Booze Lane 10 HDCP=236 Avg=623					
41	Ryan D. Harroun	6567	39	168	49	34	Robert D. Hutton	7261	48	151	63
55	Douglas L. DeVore	7267	42	173	45	10	Brian L. Baxter	5149	33	156	59
56	Kerri Stevens	5152	39	132	78	9	Robertsr L. Johnson	6206	45	137	74
24	Mike T. Stevens	7642	39	195	28	73	Lori L. Hutton	8634	48	179	40
9 - A Split Happens Lane 11 HDCP=223 Avg=639						10 - Tuck-Ur-Johnson Lane 12 HDCP=274 Avg=575					
94	Nancy V. Campbell	7075	48	147	66	61	Betsy S. Johnson	6208	45	137	74
21	Brenda K. Kinner	6936	48	144	68	81	Karen J. Tucker	4794	42	114	92
36	Joe Kinner	6935	42	165	52	83	Timm M. Tucker	5517	42	131	79
93	Richard E. Campbell	8824	48	183	37	12	Robertjr L. Johnson	9267	48	193	29
11 - Burns Brew House Lane 13 HDCP=176 Avg=697						12 - Jagar Bombs Lane 5 HDCP=341 Avg=492					
45	Diana Ridgway	7162	45	159	56	13	Tonia J. Bair	4692	36	130	80
37	Eric D. Williams	9132	45	202	22	68	Rusty Helberg	4734	48	98	105
19	Rodney R. Ridgway	10066	48	209	16	22	Erika Johnson	6112	48	127	82
47	Dawn Williams	4590	36	127	82	32	Rick Johnson	6581	48	137	74
13 - Ball Busters Lane 15 HDCP=381 Avg=442						14 - Bail Me Out Lane 16 HDCP=323 Avg=514					
27	Dawn Miller	3207	33	97	106	69	Lynette Oberhaus	5137	39	131	79
76	Jen Crowe	4800	36	133	77	72	Kelly L. Harroun	5325	42	126	83
58	Elaine M. Albright	1591	15	106	99	79	Jennifer Hernandez	4682	45	104	100
66	Amanda Gonzalez	1280	12	106	99	91	Keith Hernandez	5539	36	153	61
26	Mallory M. Miller	302	3	100	104						
15 - We Don't Give a Split Lane 1 HDCP=285 Avg=562						16 - Gutter Gang Lane 2 HDCP=341 Avg=492					
31	Carrol L. Portala	4623	39	118	89	97	Joe Esker	4924	42	117	90
92	Charlotte Russell	4642	42	110	96	95	Katy S. Campbell	5325	39	136	75
49	Brian M. Dimick	9238	45	205	20	62	Wesley A. Campbell	6341	45	140	72
67	Vicky L. Wohn	5051	39	129	80	96	Jasmine Esker	2676	27	99	104

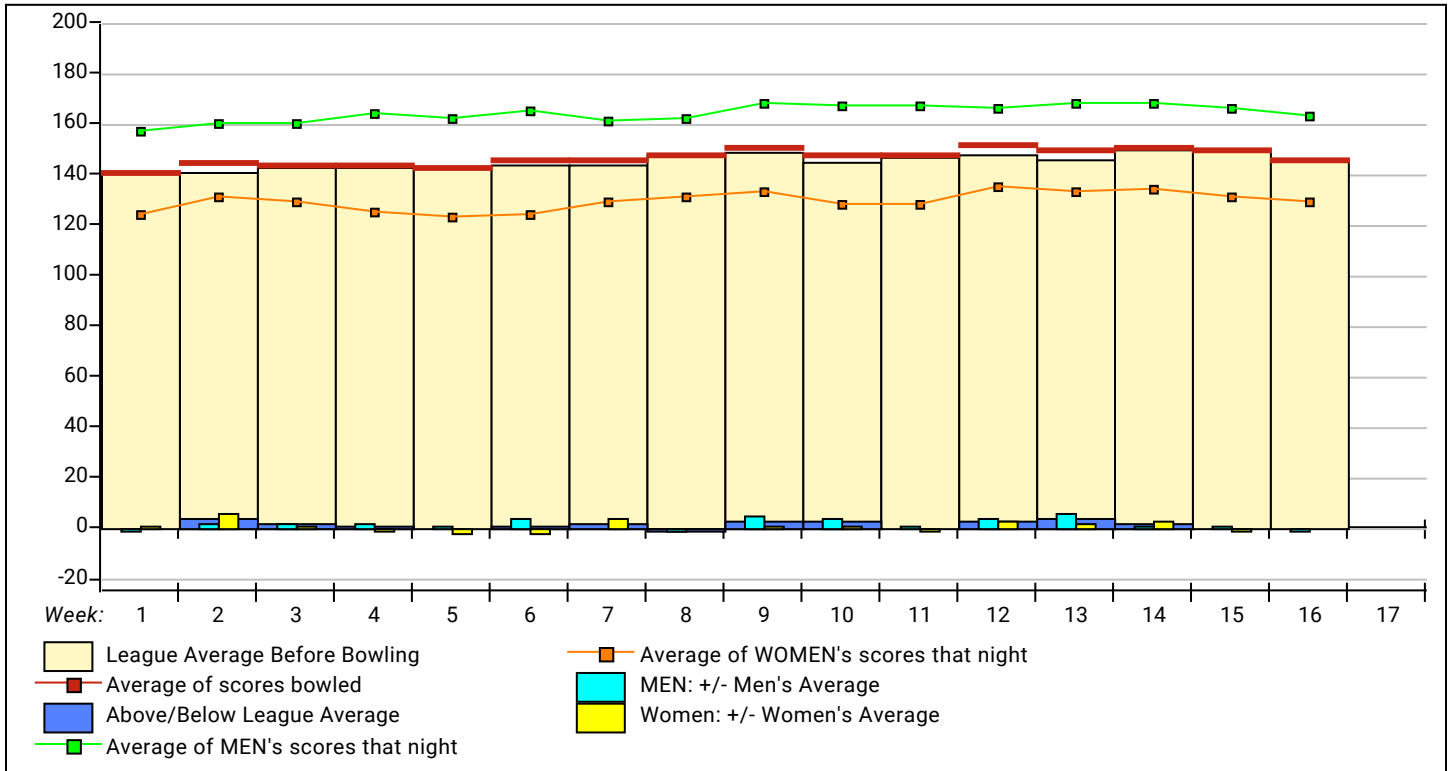
Temporary Substitutes

Name	Pins	Gms	Avg	Book	Name	Pins	Gms	Avg	Book
Randall Bomer	479	3	159	—	Justin Gazarek	5106	33	154	—
Mitch Damron	770	6	128	—	Brandy Grilliot	390	6	65	—
Charles R. Daniels	363	3	121	—	Dan L. Hines	0	0	bk155	155
Lefty L. DeVore	2233	18	124	—	Khloey N. Hutton	6531	36	181	184
Maryann Dimick	600	3	200	186	Andrea Kemler	498	6	83	—
David C. Dohanos	566	3	188	204	Michael Perkins	430	3	143	—
Rod Fausnaugh	778	6	129	—	Shanna Perkins	457	3	152	—
Tammy Frank	302	3	100	118	Nicole Ramsay	901	9	100	—
Mike Furnas	805	6	134	—	Kenneth J. Smith	311	3	103	—

Lane Assignments

	3-4	5-6	7-8	9-10	11-12	13-14	15-16	1-2
Today	1- 2	12- 4	5- 6	7- 8	9- 10	11- 3	13- 14	15- 16 <i>Manually assigned</i>

League Average Week-by-Week



Mixed Up Guy's & Gal's 2023-24

Saturday 6:15 pm

Al-Mar Lanes

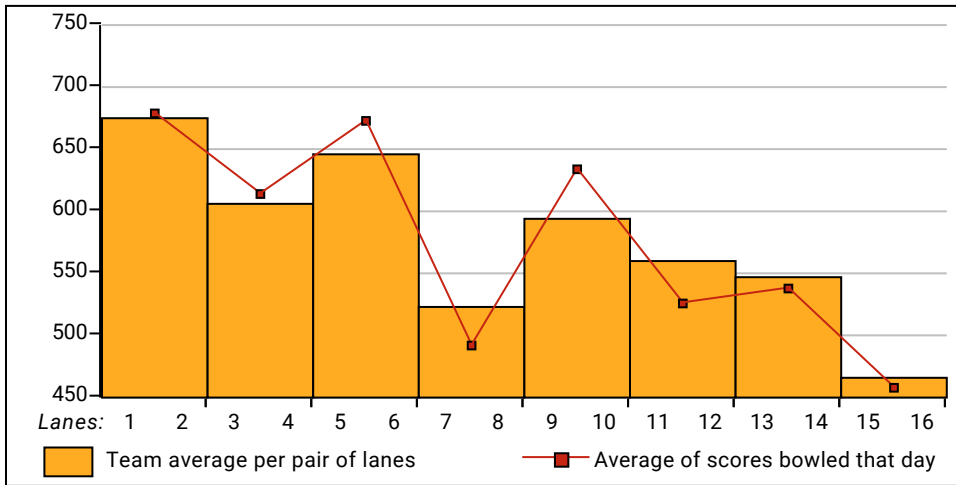
Lanes 1 - 16

Men & Women, Left & Right Handed Statistics

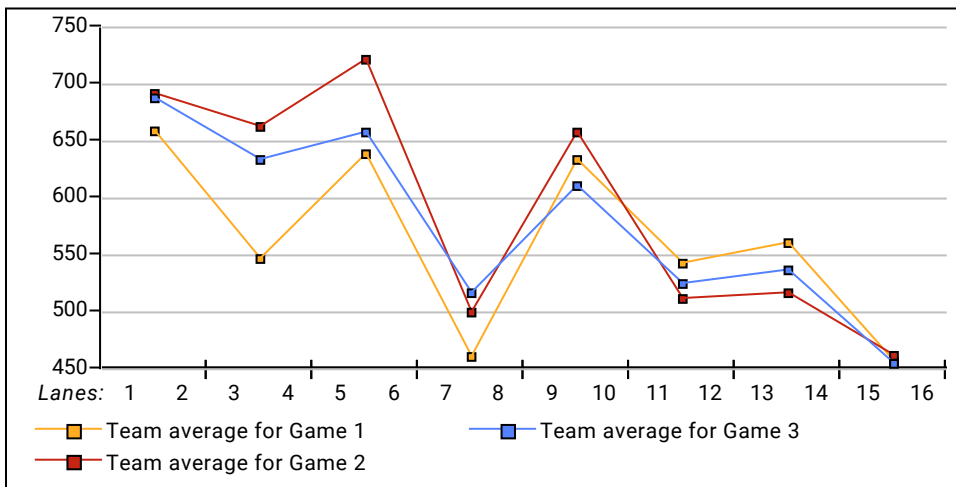
Unless designated left handed, bowlers are considered right handed.

	Over All	M-Rt	M-Left	W-Rt	W-Left
How many people bowled	62	26	4	30	2
Number of games bowled	186	78	12	90	6
Actual average of week's scores	145.66	162.97	163.42	126.18	177.17
How many games above average	88	37	5	42	4
How many games below average	96	40	7	47	2
Pins above/below average per game	0.06	-0.99	1.17	0.41	6.17
How many people raised average	27	10	2	13	2
by this amount	0.94	0.85	1.02	1.08	0.38
How many people went down	35	16	2	17	--
by this amount	-0.76	-0.70	-1.19	-0.76	0.00
League average before bowling	146.08	164.53	162.79	126.19	171.32
League average after bowling	146.06	164.42	162.71	126.22	171.70
Change in league average	-0.02	-0.11	-0.08	0.04	0.38
800s	--	--	--	--	--
775s	--	--	--	--	--
750s	--	--	--	--	--
725s	--	--	--	--	--
700s	--	--	--	--	--
675s	--	--	--	--	--
650s	2	2	--	--	--
625s	2	1	--	1	--
600s	1	1	--	--	--
575s	1	1	--	--	--
550s	6	3	2	--	1
525s	2	2	--	--	--
500s	4	1	--	2	1
475s	4	4	--	--	--
450s	3	2	--	1	--
425s	6	2	1	3	--
400s	3	2	1	--	--
below 400	28	5	--	23	--
300s	--	--	--	--	--
275s	--	--	--	--	--
250s	1	--	--	1	--
225s	5	4	--	1	--
200s	12	9	1	1	1
175s	24	15	5	2	2
150s	34	20	2	9	3
125s	51	19	2	30	--
100s	39	8	2	29	--
below 100	20	3	--	17	--

Team Average vs Avg of Scores



Average of Scores for Each Game



Amount Over/Under Team Average

