

Saturday 6:15 pm

Al-Mar Lanes

Lanes 1 - 16

Team Standings

Place	#	Team Name	Points Won	Points Lost	Pins + HDCP	Place	#	Team Name	Points Won	Points Lost	Pins + HDCP
1	11	Burns Brew House	73	32	39272	9	6	Irish Sauerkraut	52	53	36458
2	7	Four of a Kind	70	35	39609	10	1	Splits n' Giggles	51	54	39040
3	9	A Split Happens	70	35	39484	11	5	Wrecking Crew	47	58	33107
4	10	Tuck-Ur-Johnson	63	42	38232	12	15	We Don't Give a Split	45	60	37999
5	8	Bowling for Booze	55	50	38669	13	3	Crawford-Davis	45	60	36156
6	14	Bail Me Out	55	50	38139	14	12	Jagar Bombs	44	61	37809
7	2	Davis-White	54	51	38037	15	16	Gutter Gang	28	77	35041
8	4	Bowlers & Boozers	53	52	38199	16	13	Ball Busters	28	77	29598

Season High Scores

Scratch Game	817	Bowling for Booze	808	Burns Brew House	784	Irish Sauerkraut	783	Four of a Kind
Scratch Series	2188	Burns Brew House	2140	Irish Sauerkraut	2134	Four of a Kind	2077	Bowling for Booze
Handicap Game	1045	Bowling for Booze	1011	Four of a Kind	992	Crawford-Davis	987	Burns Brew House
Handicap Series	2790	Crawford-Davis	2782	Four of a Kind	2767	A Split Happens	2753	Bowling for Booze

Men	Scratch Game	289	Brian Dimick	279	Jon Zinn	269	Mike Stevens	269	Eric Williams
		268	Rodney Ridgway						
	Scratch Series	730	Jon Zinn	728	Rodney Ridgway	726	Brian Dimick	712	Eric Williams
	Handicap Game	315	Jon Zinn	309	Richard Campbell	306	Brian Dimick	299	Mike Stevens
	Handicap Series	838	Jon Zinn	807	Bill Hammond	798	Tim Davis Sr	798	Tim Davis II
	795	Richard Campbell							
Women	Scratch Game	242	Lori Hutton	236	Bonnie Carrington	213	Diana Ridgway	212	Jen Crowe
	Scratch Series	620	Lori Hutton	573	Bonnie Carrington	531	Cindy Speter	530	Diana Ridgway
	Handicap Game	300	Jen Crowe	290	Lori Hutton	290	Bonnie Carrington	281	Charlotte Russell
		273	Betsy Johnson						
	Handicap Series	790	Jen Crowe	764	Lori Hutton	731	Kerri Stevens	729	Bonnie Carrington

Individual High Averages

Men	209.89	Rodney Ridgway	206.79	Brian Dimick	203.93	Jon Zinn	202.21	Eric Williams	198.30	Josh Crawford
Women	179.58	Lori Hutton	165.41	Bonnie Carrington	160.31	Diana Ridgway	157.55	Cindy Speter	145.78	Nancy Campbell

Most Improved Average

Men	131	to	155.55	= +24.55	Keith Hernandez	Women	89	to	111.41	= +22.41	Charlotte Russell
	196	to	209.89	= +13.89	Rodney Ridgway		111	to	132.39	= +21.39	Lynette Oberhaus
	140	to	153.46	= +13.46	Rick White		89	to	103.17	= +14.17	Jennifer Hernandez
	153	to	164.25	= +11.25	Tim Davis II		126	to	139.10	= +13.10	Betsy Johnson

Last Week's Top Scores

Scratch Game	817	Bowling for Booze	738	Burns Brew House	732	Four of a Kind	713	Splits n' Giggles	
Scratch Series	2134	Four of a Kind	2130	Burns Brew House	2077	Bowling for Booze	2035	Splits n' Giggles	
Handicap Game	1023	Bowling for Booze	950	Splits n' Giggles	935	Four of a Kind	912	Burns Brew House	
Handicap Series	2746	Splits n' Giggles	2743	Four of a Kind	2695	Bowling for Booze	2652	Burns Brew House	
Men	Scratch Game	260	Jon Zinn	258	Josh Crawford	245	Rodney Ridgway	225	Douglas DeVore
		225	Richard Campbell						
	Scratch Series	667	Rodney Ridgway	666	Jon Zinn	617	Richard Campbell	602	Ryan Harroun
	Handicap Game	282	Josh Crawford	282	Jon Zinn	271	Brian Baxter	270	Douglas DeVore
		263	Richard Campbell						
Handicap Series	761	Ryan Harroun	732	Jon Zinn	731	Richard Campbell	715	Rodney Ridgway	
Women	Scratch Game	192	Lori Hutton	176	Diana Ridgway	166	Nicole Brooks	159	Katy Campbell
	Scratch Series	536	Lori Hutton	509	Diana Ridgway	437	Nicole Brooks	431	Katy Campbell
	Handicap Game	250	Nicole Brooks	242	Carrol Portala	235	Katy Campbell	233	Erika Johnson
		233	Jennifer Hernandez						
	Handicap Series	689	Nicole Brooks	685	Charlotte Russell	677	Carrol Portala	677	Diana Ridgway
	665	Erika Johnson							

Team Rosters

ID #	Name	Pins	Gms	Avg	HDCP	ID #	Name	Pins	Gms	Avg	HDCP
1 - Splits n' Giggles Lane 3 HDCP=233 Avg=626						2 - Davis-White Lane 4 HDCP=310 Avg=530					
57	Amber N. Dewitt	7419	45	164	52	86	Larrine Davis	5228	45	116	91
70	Becky S. Mockensturm	2756	27	102	102	87	Kimli A. White	5142	45	114	92
80	Matt K. Mockensturm	6610	42	157	58	88	Rick A. White	5985	39	153	61
82	Jon A. Zinn	9177	45	203	21	5	Tim W. Davis Sr	6658	45	147	66

Mixed Up Guy's & Gal's 2023-24

Saturday 6:15 pm

Al-Mar Lanes

Lanes 1 - 16

ID #	Name	Pins	Gms	Avg HDCP		ID #	Name	Pins	Gms	Avg HDCP	
3 - Crawford-Davis Lane 5 HDCP=253 Avg=601						4 - Bowlers & Boozers Lane 6 HDCP=285 Avg=563					
18	Tim Davis II	5913	36	164	52	25	Helen L. Chambers	5187	45	115	92
30	Emily Davis	4636	36	128	81	38	Ron S. Tonjes	7176	42	170	48
29	Lori Crawford	3014	27	111	95	46	Tracy Hammond	3469	33	105	100
28	Josh L. Crawford	6544	33	198	25	48	Bill Hammond	7277	42	173	45
40	Amy Kessinger	1007	9	111	95						
44	John Kessinger	1486	9	165	52						
5 - Wrecking Crew Lane 7 HDCP=290 Avg=555						6 - Irish Sauerkraut Lane 8 HDCP=197 Avg=673					
104	Nicole L. Brooks	4951	39	126	83	59	Cindy S. Stpeter	6617	42	157	58
23	Cathy L. Hill	4298	36	119	88	109	Bonnie S. Carrington	6451	39	165	52
74	Alex Yohnke	5380	36	149	64	4	John E. Gallagher	7158	42	170	48
35	Rob J. Sheeks	4844	30	161	55	60	Dennis B. StPeter	6548	36	181	39
7 - Four of a Kind Lane 9 HDCP=200 Avg=668						8 - Bowling for Booze Lane 10 HDCP=237 Avg=622					
41	Ryan D. Harroun	6012	36	167	50	34	Robert D. Hutton	6763	45	150	64
55	Douglas L. DeVore	6817	39	174	44	10	Brian L. Baxter	4702	30	156	59
56	Kerri Stevens	4757	36	132	78	73	Lori L. Hutton	8081	45	179	40
24	Mike T. Stevens	7642	39	195	28	9	Robertsr L. Johnson	5794	42	137	74
9 - A Split Happens Lane 11 HDCP=224 Avg=638						10 - Tuck-Ur-Johnson Lane 12 HDCP=274 Avg=575					
94	Nancy V. Campbell	6560	45	145	68	61	Betsy S. Johnson	5842	42	139	72
21	Brenda K. Kinner	6486	45	144	68	81	Karen J. Tucker	4442	39	113	93
36	Joe Kinner	6448	39	165	52	83	Timm M. Tucker	5129	39	131	79
93	Richard E. Campbell	8286	45	184	36	12	Robertjr L. Johnson	8679	45	192	30
11 - Burns Brew House Lane 13 HDCP=175 Avg=699						12 - Jagar Bombs Lane 14 HDCP=339 Avg=494					
45	Diana Ridgway	6733	42	160	56	13	Tonia J. Bair	4330	33	131	79
37	Eric D. Williams	8493	42	202	22	68	Rusty Helberg	4485	45	99	104
19	Rodney R. Ridgway	9445	45	209	16	22	Erika Johnson	5746	45	127	82
47	Dawn Williams	4235	33	128	81	32	Rick Johnson	6190	45	137	74
13 - Ball Busters Lane 15 HDCP=382 Avg=440						14 - Bail Me Out Lane 16 HDCP=321 Avg=517					
27	Dawn Miller	2836	30	94	108	69	Lynette Oberhaus	4766	36	132	78
76	Jen Crowe	4422	33	134	76	72	Kelly L. Harroun	4967	39	127	82
58	Elaine M. Albright	1591	15	106	99	79	Jennifer Hernandez	4333	42	103	101
66	Amanda Gonzalez	1280	12	106	99	91	Keith Hernandez	5133	33	155	60
26	Mallory M. Miller	302	3	100	104						
15 - We Don't Give a Split Lane 1 HDCP=282 Avg=565						16 - Gutter Gang Lane 2 HDCP=340 Avg=493					
31	Carrol L. Portala	4311	36	119	88	97	Joe Esker	4612	39	118	89
92	Charlotte Russell	4345	39	111	95	95	Katy S. Campbell	4886	36	135	76
49	Brian M. Dimick	8685	42	206	19	62	Wesley A. Campbell	5959	42	141	71
67	Vicky L. Wohn	4660	36	129	80	96	Jasmine Esker	2391	24	99	104

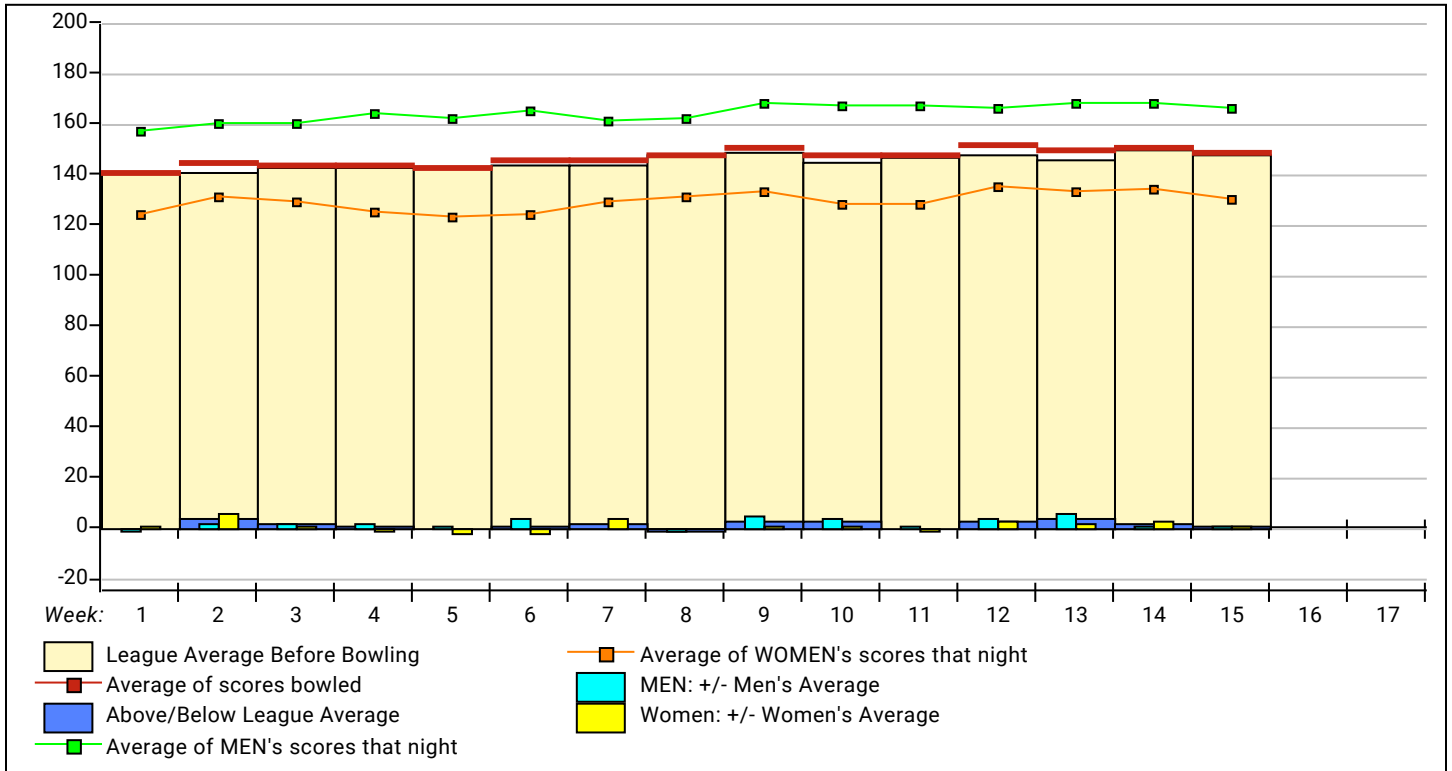
Temporary Substitutes

Name	Pins	Gms	Avg	Book	Name	Pins	Gms	Avg	Book
Randall Bomer	479	3	159	—	Justin Gazarek	5106	33	154	—
Mitch Damron	770	6	128	—	Brandy Grilliot	390	6	65	—
Charles R. Daniels	363	3	121	—	Dan L. Hines	0	0	bk155	155
Lefty L. DeVore	2233	18	124	—	Khloey N. Hutton	5901	33	178	184
Maryann Dimick	600	3	200	186	Andrea Kemler	498	6	83	—
David C. Dohanos	566	3	188	204	Michael Perkins	430	3	143	—
Rod Fausnaugh	778	6	129	—	Shanna Perkins	457	3	152	—
Tammy Frank	302	3	100	118	Nicole Ramsay	901	9	100	—
Mike Furnas	805	6	134	—	Kenneth J. Smith	311	3	103	—

Lane Assignments

	3-4	5-6	7-8	9-10	11-12	13-14	15-16	1-2	
Today	1- 2	3- 4	5- 6	7- 8	9- 10	11- 12	13- 14	15- 16	Manually assigned
Next Week	1- 2	3- 4	5- 6	7- 8	9- 10	11- 12	13- 14	15- 16	Manual Assignments

League Average Week-by-Week



Mixed Up Guy's & Gal's 2023-24

Saturday 6:15 pm

Al-Mar Lanes

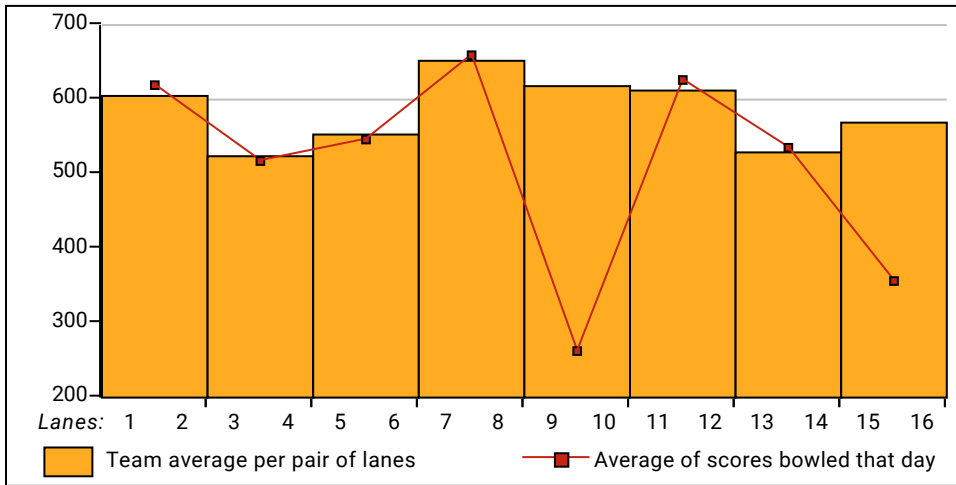
Lanes 1 - 16

Men & Women, Left & Right Handed Statistics

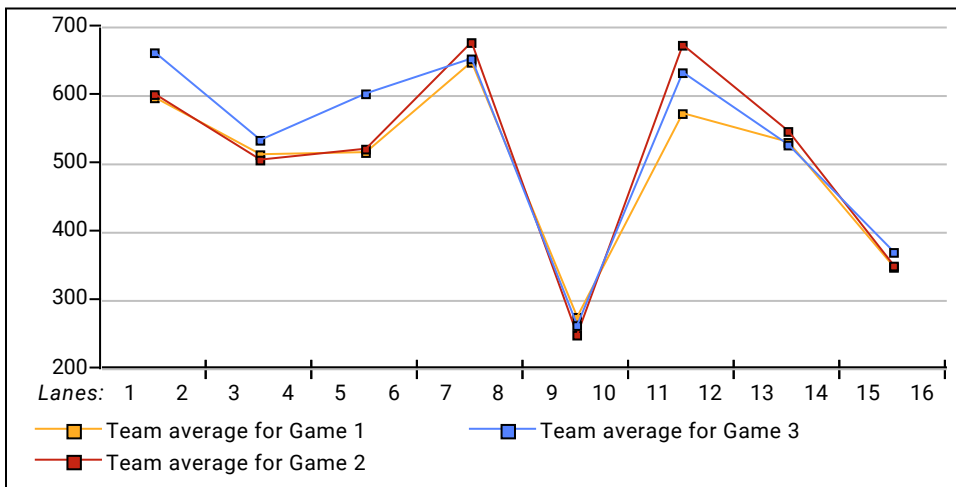
Unless designated left handed, bowlers are considered right handed.

	Over All	M-Rt	M-Left	W-Rt	W-Left
How many people bowled	50	24	3	22	1
Number of games bowled	150	72	9	66	3
Actual average of week's scores	149.25	166.11	165.56	127.29	178.67
How many games above average	71	32	5	33	1
How many games below average	76	39	4	32	1
Pins above/below average per game	1.59	0.61	10.22	1.56	-0.33
How many people raised average	27	12	3	12	--
by this amount	0.94	1.05	0.87	0.85	0.00
How many people went down	23	12	--	10	1
by this amount	-0.96	-1.01	0.00	-1.00	-0.07
League average before bowling	148.15	165.94	155.68	126.29	179.64
League average after bowling	148.22	165.96	156.55	126.30	179.58
Change in league average	0.06	0.02	0.87	0.01	-0.07
800s	--	--	--	--	--
775s	--	--	--	--	--
750s	--	--	--	--	--
725s	--	--	--	--	--
700s	--	--	--	--	--
675s	--	--	--	--	--
650s	2	2	--	--	--
625s	--	--	--	--	--
600s	3	3	--	--	--
575s	3	3	--	--	--
550s	3	2	--	1	--
525s	2	1	--	--	1
500s	5	2	2	1	--
475s	1	1	--	--	--
450s	3	2	1	--	--
425s	4	1	--	3	--
400s	2	--	--	2	--
below 400	22	7	--	15	--
300s	--	--	--	--	--
275s	--	--	--	--	--
250s	2	2	--	--	--
225s	3	3	--	--	--
200s	15	13	1	1	--
175s	22	16	2	2	2
150s	24	11	3	9	1
125s	33	11	3	19	--
100s	43	14	--	29	--
below 100	8	2	--	6	--

Team Average vs Avg of Scores



Average of Scores for Each Game



Amount Over/Under Team Average

