



# 2022-23 Jim Spratley Tues. 2-Man

Tuesday 6:30 pm

9/13/2022 Week 2 of 30

Lanes 5 - 12

## Inman's Bowling & Fun Center

President: Rob Smiley

Secretary/Treasurer: Jim Rebeck Jr jrebeck24@yahoo.com

### View Standings on the Web

Visit [LeagueSecretary.com](http://LeagueSecretary.com) - This league's ID number is 82989

---> [www.InmansValpo.com](http://www.InmansValpo.com) <---

HOUSE JACKPOTS: \$2 House Mystery, \$3 Strike It Rich, \$5 Stay 30 Clean  
 =====  
 SHOP BOWLING EQUIPMENT [www.AboveAllBowling.com](http://www.AboveAllBowling.com) PROMO CODE: INMANS5  
 \*BOWL-OUTS Call ahead schedule a time. NOT Available Tues+Thurs 6p-9p.  
 Wed,Sat,Sun after 4pm. Times Subject To Change Based on Business.  
 ===== U P C O M I N G T O U R N A M E N T S =====  
[www.ShaunsTournaments.com](http://www.ShaunsTournaments.com) & [www.Facebook.com/ShausTournaments](http://www.Facebook.com/ShausTournaments)  
 ADULTS W I N C A S H & YOUTH W I N S C H O L A R S H I P  
 -Thanksgiving Eve Baker Doubles Nov. 23rd at 10pm

### Team Standings

Place	Lane	#	Team Name	Points Won	Points Lost	%Won	Scratch Pins	Pins + HDCP	Team Avg	High Game	HDCP Game	High Sers	HDCP Sers	Year-To-Date WON	Y-T-D LOST
1	6	16	Two Amigos	14	0	100.0	2392	2734	397	511	568	1278	1449	14	0
2	8	3	Livin On A Spare	12	2	85.7	2562	2856	381	458	507	1306	1453	12	2
3	9	7	Oh That's Nasty	12	2	85.7	2472	2784	377	473	525	1299	1455	12	2
4	10	2	R & R	12	2	85.7	2517	2637	416	471	491	1302	1362	12	2
5	9	5	The Cards	12	2	85.7	2265	2601	373	431	487	1181	1349	12	2
6	12	12	How's Weighty Balls?	9	5	64.3	2153	2603	399	424	481	1188	1313	9	5
7	12	6	Can't Always Get What You wan	7	7	50.0	2487	2655	406	481	509	1367	1451	7	7
8	11	4	The Decibowlers	7	7	50.0	2287	2557	387	449	494	1160	1295	7	7
9	8	10	Sandbaggers	6	8	42.9	2194	2470	385	404	450	1103	1241	6	8
10	7	11	Pickle Pushers	5	9	35.7	2393	2525	413	454	476	1230	1296	5	9
11	6	14	Not Enough	5	9	35.7	992	1226	347	350	428	992	1226	5	9
12	5	9	When Do We Get Pins	3	11	21.4	2401	2449	429	453	461	1279	1303	3	11
13	11	1	Andlou	2	12	14.3	2519	2633	423	485	504	1261	1318	2	12
14	5	8	C & M	2	12	14.3	2297	2543	390	434	475	1159	1282	2	12
15	10	13	Living The Dream	2	12	14.3	1766	2282	338	326	412	905	1163	2	12
16	7	15	No Ma'am	0	14		1778	2474	302	319	435	946	1294	0	14

### Review of Last Week's Bowling.....

Lanes	Team Name	HDCP -1-	HDCP -2-	HDCP -3-	HDCP Total	Last Wk WON		Team Name	HDCP -1-	HDCP -2-	HDCP -3-	HDCP Total	Last Wk WON
5-6	Living The Dream	359	394	410	1163	0	<=>	How's Weighty Balls?	417	415	481	1313	7
5-6	Can't Always Get What You	460	482	509	1451	7	<=>	No Ma'am	430	434	430	1294	0
7-8	C & M	445	420	417	1282	0	<=>	Livin On A Spare	484	462	507	1453	7
7-8	Sandbaggers	417	407	405	1229	2	<=>	The Cards	427	443	382	1252	5
9-10	Pickle Pushers	430	398	401	1229	0	<=>	Oh That's Nasty	485	525	445	1455	7
9-10	When Do We Get Pins	363	382	401	1146	0	<=>	R & R	428	401	446	1275	7
11-12	Andlou	468	453	397	1318	0	<=>	Two Amigos	476	568	405	1449	7
11-12	The Decibowlers	429	430	403	1262	5	<=>	Not Enough	0	0	0	0	0

### Lane Assignments

	5-6	5-6	7-8	7-8	9-10	9-10	11-12	11-12
Wk03 09/20	9-16	8-14	15-10	11-3	5-2	7-13	4-12	1-6
Wk04 09/27	7-4	1-10	14-11	15-2	3-13	16-5	6-9	12-8
Wk05 10/04	8-5	2-12	13-1	14-16	15-4	6-3	10-7	9-11

### Individual High Averages

Bowlers must have a minimum of 21 games before they will be listed for high average recognition.

### Season High Scores

Team Scratch Game	Team Scratch Series	Team Handicap Game	Team Handicap Series
511 Two Amigos	1367 Can't Always Get What Yo	568 Two Amigos	1455 Oh That's Nasty
485 Andlou	1306 Livin On A Spare	525 Oh That's Nasty	1453 Livin On A Spare
481 Can't Always Get What Yo	1302 R & R	509 Can't Always Get What Yo	1451 Can't Always Get

**Season High Scores - Continued**

Scratch Game	Scratch Series	Handicap Game	Handicap Series
298 Speedy Gonzalez	748 Joshua Nicholson	321 Speedy Gonzalez	805 Rob Smiley
279 Joshua Nicholson	745 Rob Smiley	296 Andy Hoke	763 Speedy Gonzalez
277 Andy Hoke	706 Craig Butler	285 Larry Viers	754 Joshua Nicholson
261 Harry Ruwersma	694 Speedy Gonzalez	282 Steven Williams	738 Junior Dalke
258 Craig Butler	662 David Jackson	281 Joshua Nicholson	736 Justin Williams
258 Steven Williams			

**Season Game Over Average**  
**Game - Avg=Difference**

298 - 192=106	Speedy Gonzalez
277 - 197=80	Andy Hoke
249 - 177=72	Larry Viers

**Season Series over Average**  
**Series - Avg=Difference**

745 - 588=157	Rob Smiley
694 - 576=118	Speedy Gonzalez
748 - 651=97	Joshua Nicholson

**Most Improved Average**

*Bowlers must have a minimum of 48 games to be listed for most improved average recognition unless they have a book average.*

188 to 217.50 =+29.50 Junior Dalke	186 to 215.33 =+29.33 Justin Williams	217 to 237.50 =+20.50 Joshua Nicholson
196 to 215.67 =+19.67 Rob Smiley	193 to 209.50 =+16.50 Andrew Heath	177 to 190.00 =+13.00 Larry Viers

**Last Week's Top Scores**

Team Scratch Game	Team Scratch Series	Team Handicap Game	Team Handicap Series
511 Two Amigos	1367 Can't Always Get What Yo	568 Two Amigos	1455 Oh That's Nasty
481 Can't Always Get What Yo	1306 Livin On A Spare	525 Oh That's Nasty	1453 Livin On A Spare
473 Oh That's Nasty	1299 Oh That's Nasty	509 Can't Always Get What Yo	1451 Can't Always Get
Scratch Game	Scratch Series	Handicap Game	Handicap Series
298 Speedy Gonzalez	745 Rob Smiley	321 Speedy Gonzalez	805 Rob Smiley
261 Harry Ruwersma	706 Craig Butler	282 Steven Williams	763 Speedy Gonzalez
258 Craig Butler	694 Speedy Gonzalez	277 Rob Smiley	736 Justin Williams
258 Steven Williams	677 Joshua Nicholson	272 Jim Rebeck Jr	729 Junior Dalke
257 Joshua Nicholson	662 David Jackson	272 Justin Williams	724 Andrew Heath
257 Jim Rebeck Jr			
257 Rob Smiley			

**Weekly Game Over Average**  
**Game - Avg=Difference**

298 - 192=106	Speedy Gonzalez
258 - 191=67	Steven Williams
257 - 196=61	Rob Smiley

**Weekly Series over Average**  
**Series - Avg=Difference**

745 - 588=157	Rob Smiley
694 - 576=118	Speedy Gonzalez
652 - 558=94	Justin Williams

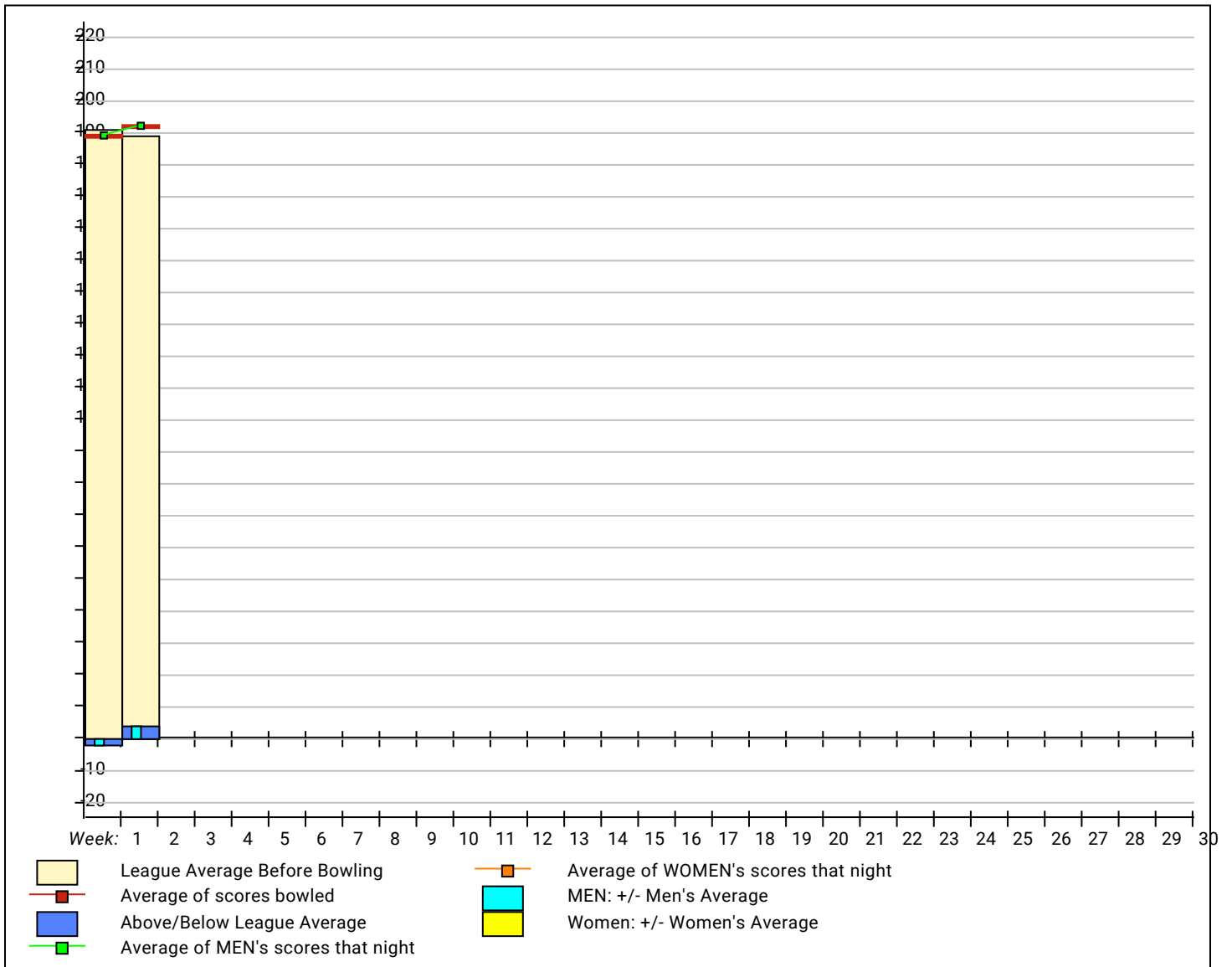
**Team Rosters**

Name	True Average	HDCP	Pins	Gms	-1-	-2-	-3-	Total	HDCP Total	High Game	HDCP Game	High Sers	HDCP Sers	To Raise Avg +1	To Drop Avg -1	250's	700's	Most Improved Avg +/-
<b>1 - Andlou</b> Lane 11 HDCP=19 Avg=423																		
Andy Hoke	209.50	19	1257	6	200	227	211	638	695	277	296	638	695	633	623	1	--	197 +12.50
Lou Gorcos	210.33	0	1262	6	249	207	167	623	623	249	249	639	639	637	627	--	--	226 -15.67
<b>2 - R &amp; R</b> Lane 10 HDCP=20 Avg=416																		
Harry W. Ruwersma	206.00	5	1236	6	261	158	169	588	603	261	266	648	663	627	617	1	--	214 -8.00
Jim Rebeck Jr	213.50	15	1281	6	147	223	257	627	672	257	272	654	699	645	635	1	--	202 +11.50
<b>3 - Livin On A Spare</b> Lane 8 HDCP=49 Avg=381																		
Junior Dalke	217.50	27	1305	6	214	200	234	648	729	234	261	657	738	657	647	--	--	188 +29.50
Andrew Heath	209.50	22	1257	6	221	213	224	658	724	224	246	658	724	633	623	--	--	193 +16.50
<b>4 - The Decibowlers</b> Lane 11 HDCP=45 Avg=387																		
Justin Usher	162.33	45	974	6	147	127	147	421	556	223	268	553	688	493	483	--	--	167 -4.67
Craig Butler	218.83	0	1313	6	237	258	211	706	706	258	258	706	706	658	648	1	1	220 -1.17
<b>5 - The Cards</b> Lane 9 HDCP=56 Avg=373																		
Larry Viers	190.00	36	1140	6	192	174	157	523	631	249	285	617	725	579	569	--	--	177 +13.00
Don Ruth	187.50	20	1125	6	179	213	169	561	621	213	233	564	624	567	557	--	--	196 -8.50
<b>6 - Can't Always Get What You wan</b> Lane 12 HDCP=28 Avg=406																		
Rob Smiley	215.67	20	1294	6	255	257	233	745	805	257	277	745	805	650	640	2	1	196 +19.67
Mike R. Pullins	198.83	8	1193	6	177	197	248	622	646	248	256	622	646	598	588	--	--	210 -11.17
<b>7 - Oh That's Nasty</b> Lane 9 HDCP=52 Avg=377																		
Steven Williams	196.67	24	1180	6	189	258	200	647	719	258	282	647	719	593	583	1	--	191 +5.67
Justin Williams	215.33	28	1292	6	244	215	193	652	736	244	272	652	736	652	642	--	--	186 +29.33
<b>8 - C &amp; M</b> Lane 5 HDCP=41 Avg=390																		
Charles Crum	200.83	19	1205	6	212	171	209	592	649	245	264	613	670	604	594	--	--	197 +3.83
Chris Max	182.00	22	1092	6	192	208	167	567	633	208	230	567	633	555	545	--	--	193 -11.00

Name	True			-1-	-2-	-3-	Total	HDCP Total	High Game	HDCP Game	High Sers	HDCP Sers	To Raise Avg +1	To Drop Avg -1	250's	700's	Most Improved		
	Average	HDCP	Pins Gms														Avg	+/-	
<b>9 - When Do We Get Pins</b> Lane 5 HDCP=8 Avg=429																			
Rick Fornelli	207.33	8	1244	6	201	191	200	592	616	244	252	652	676	628	618	--	--	210	-2.67
Bob Sisson	176.67	0	530	3	154	183	193	530	530	193	193	530	530	532	525	--	--	219	-42.33
<b>10 - Sandbaggers</b> Lane 8 HDCP=46 Avg=385																			
Don Spratley	171.17	36	1027	6	167	178	191	536	644	191	227	536	644	521	511	--	--	177	-5.83
Nick J. Lewis	194.50	10	1167	6	204	183	168	555	585	223	233	612	642	588	578	--	--	208	-13.50
<b>11 - Pickle Pushers</b> Lane 7 HDCP=22 Avg=413																			
Ethan Nicholson	161.33	20	968	6	151	159	176	486	546	176	196	486	546	490	480	--	--	196	-34.67
Joshua Nicholson	237.50	2	1425	6	257	217	203	677	683	279	281	748	754	717	707	2	1	217	+20.50
<b>12 - How's Weighty Balls?</b> Lane 12 HDCP=34 Avg=399																			
David Jackson	214.83	15	1289	6	213	193	256	662	707	256	271	662	707	646	636	1	--	202	+12.83
Chris Doke		19	0	0				0	0	0		0				--	--	197	
<b>13 - Living The Dream</b> Lane 10 HDCP=86 Avg=338																			
Fred Ploszaj	141.00	59	846	6	128	128	140	396	573	187	246	450	627	432	422	--	--	150	-9.00
Pat M. Joyce	153.33	27	920	6	145	180	184	509	590	184	211	509	590	466	456	--	--	188	-34.67
<b>14 - Not Enough</b> Lane 6 HDCP=78 Avg=347																			
Scott Reed	147.67	56	443	3	a144	a144	a144	432	600	167	223	443	611	445	438	--	--	154	-6.33
Mike Griffith		22	0	0	a183	a183	a183	549	615	0		0				--	--	193	
<b>15 - No Ma'am</b> Lane 7 HDCP=116 Avg=302																			
Zachary Kirin	148.17	57	889	6	153	157	171	481	652	171	228	481	652	452	442	--	--	152	-3.83
Claude Owens	148.17	59	889	6	161	161	143	465	642	161	220	465	642	452	442	--	--	150	-1.83
<b>16 - Two Amigos</b> Lane 6 HDCP=35 Avg=397																			
Speedy Gonzalez	211.83	7	1271	6	238	298	158	694	763	298	321	694	763	637	627	1	--		
Garry Carol	186.83	28	1121	6	181	213	190	584	686	215	249	584	686	562	552	--	--		



League Average Week-by-Week



**\*\* Last Week's High Scores for Immediate Release \*\***

<u>Scratch Game</u>	<u>Scratch Game</u>	<u>Scratch Series</u>	<u>Scratch Series</u>
298 Speedy Gonzalez	248 Mike Pullins	745 Rob Smiley	627 Jim Rebeck Jr
261 Harry Ruwersma	244 Justin Williams	706 Craig Butler	623 Lou Gorcos
258 Craig Butler	238 Speedy Gonzalez	694 Speedy Gonzalez	622 Mike Pullins
258 Steven Williams	237 Craig Butler	677 Joshua Nicholson	592 Charles Crum
257 Joshua Nicholson	234 Junior Dalke	662 David Jackson	592 Rick Fornelli
257 Jim Rebeck Jr	233 Rob Smiley	658 Andrew Heath	588 Harry Ruwersma
257 Rob Smiley	227 Andy Hoke	652 Justin Williams	584 Garry Carol
256 David Jackson	224 Andrew Heath	648 Junior Dalke	567 Chris Max
255 Rob Smiley	223 Jim Rebeck Jr	647 Steven Williams	561 Don Ruth
249 Lou Gorcos	221 Andrew Heath	638 Andy Hoke	555 Nick Lewis


# INMAN'S

**Important Messages**

HOUSE MYSTERY POT: \$2.00 to Enter, Covers Games 1 & 2 ONLY  
 Circle The Number Next To Your Name and Drop Your \$2 In The Bucket

**Alphabetical List of All Members of This League**


Lane	NxtWk Name	True Average	Pins	Gms	HDCP	Lane	NxtWk Name	True Average	Pins	Gms	HDCP
1	, V		0	0	0	23	Miller, Steven		0	0	0
2	11 Butler, Craig	218.83	1313	6	0	24	Miller, Zack		0	0	0
3	6 Carol, Garry	186.83	1121	6	28	25	Moore, Michael		0	0	0
4	Carr, Scott		0	0	0	26	7 Nicholson, Ethan	161.33	968	6	20
5	12 Cartee, Jared	101.00	303	3	101	27	7 Nicholson, Joshua	237.50	1425	6	2
6	5 Crum, Charles	200.83	1205	6	19	28	7 Owens, Claude	148.17	889	6	59
7	8 Dalke, Junior	217.50	1305	6	27	29	10 Ploszaj, Fred	141.00	846	6	59
8	12 Doke, Chris		0	0	19	30	12 Pullins, Mike R.	198.83	1193	6	8
9	5 Fornelli, Rick	207.33	1244	6	8	31	10 Rebeck Jr, Jim	213.50	1281	6	15
10	6 Gonzalez, Speedy	211.83	1271	6	7	32	6 Reed, Scott	147.67	443	3	56
11	11 Gorcos, Lou	210.33	1262	6	0	33	9 Ruth, Don	187.50	1125	6	20
12	6 Griffith, Mike		0	0	22	34	10 Ruwersma, Harry W.	206.00	1236	6	5
13	8 Heath, Andrew	209.50	1257	6	22	35	Sater, Tom		0	0	0
14	11 Hoke, Andy	209.50	1257	6	19	36	5 Sisson, Bob	176.67	530	3	0
15	Hoshaw, Steve		0	0	0	37	12 Smiley, Rob	215.67	1294	6	20
16	12 Jackson, David	214.83	1289	6	15	38	8 Spratley, Don	171.17	1027	6	36
17	10 Joyce, Pat M.	153.33	920	6	27	39	T, KEITH		0	0	0
18	Kadar, Brian		0	0	0	40	Tyner, Keith		0	0	41
19	7 Kirin, Zachary	148.17	889	6	57	41	11 Usher, Justin	162.33	974	6	45
20	8 Lewis, Nick J.	194.50	1167	6	10	42	9 Viers, Larry	190.00	1140	6	36
21	5 Max, Chris	182.00	1092	6	22	43	9 Williams, Justin	215.33	1292	6	28
22	McEwan, Rich		0	0	0	44	9 Williams, Steven	196.67	1180	6	24



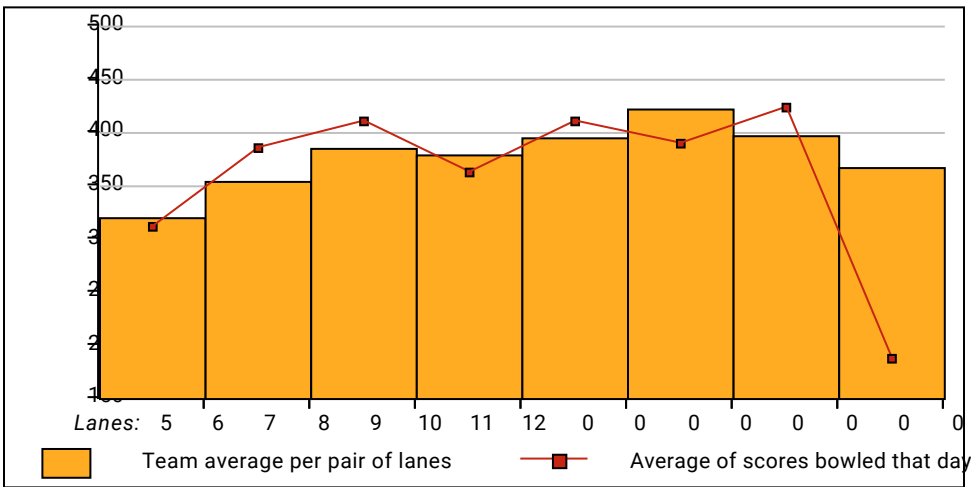
**This Week's Statistics**

	<u>Men</u>
How many people bowled	30
Number of games bowled	90
Actual average of week's scores	192.09
How many games above average	51
How many games below average	38
Pins above/below average per game	3.79
How many people raised average	16
by this amount	10.96
How many people went down	13
by this amount	-11.00
League average before bowling	188.52
League average after bowling	189.60
Change in league average	1.08

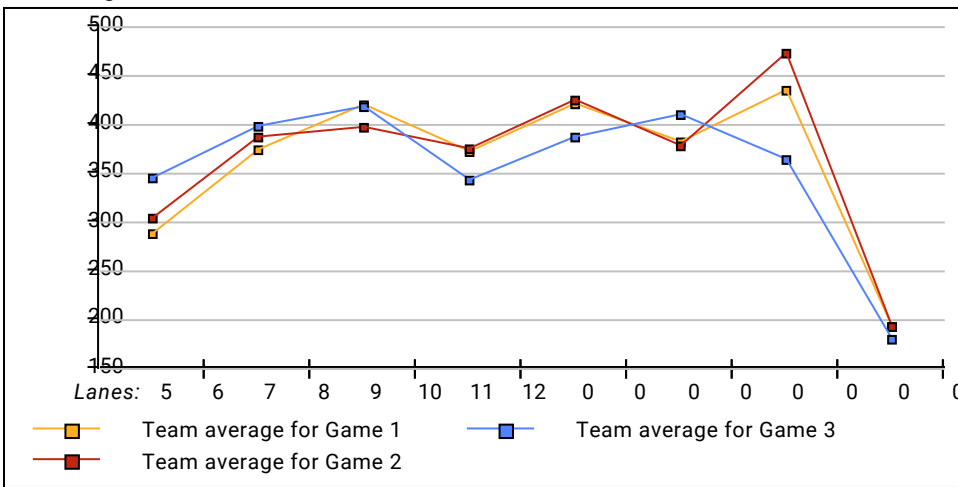
800s	--
775s	--
750s	--
725s	1
700s	1
675s	2
650s	3
625s	4
600s	2
575s	4
550s	3
525s	2
500s	2
475s	2
450s	1
425s	--
400s	1
below 400	2
300s	--
275s	1
250s	8
225s	8
200s	23
175s	19
150s	19
125s	9
100s	2
below 100	1



Team Average vs Avg of Scores



Average of Scores for Each Game



Amount Over/Under Team Average

